



# Capital Needs Assessment Survey Results

December 2020

State of Illinois  
JB Pritzker, Governor

**Public Act 93-0489 requires the Illinois State Board of Education (ISBE) and the Capital Development Board (CDB) to file a comprehensive assessment report of the capital needs of all school districts to the General Assembly every two years. In an effort to compile this assessment needs report, the two agencies requested that all school districts complete and submit a Capital Needs Assessment Survey.**

## Overview

Responses were submitted by 251 elementary, secondary, and unit school districts. Districts reported approximately \$6.9 billion of capital needs for new schools, building additions, and general repair work for the next two years. This compares to a \$9.4 billion need reflected in the past survey report for which 350 districts reported; thus a \$2.5 billion decreased need with 99 fewer districts reporting. Significant findings of the survey include:



More than \$4.6 billion is needed for overall general repair and renovation projects compared to \$6.4 billion in the last survey.



Of the overall general repair/remodeling and renovation needs, approximately \$3.4 billion is needed for Health/Life Safety work.



More than \$627 million is needed to build 45 new school buildings.



To ease overcrowding, districts are using 460 temporary classrooms. This is a substantial increase from last survey's 271 temporary classrooms despite 99 fewer districts reporting this year.



Approximately \$397 million is needed for 62 building additions.



A total of 23 school districts report they are either a candidate for or are considering consolidation compared to 15 in the last survey.



A total of 124 additional classrooms are needed for pre-kindergarten classes compared to 208 in the last survey.



A total of 97 additional classrooms are needed for kindergarten classes compared to 223 in the last survey.



Districts report they need approximately \$92.9 million for external and internal infrastructure and network devices to meet current technology and testing needs. This is a decrease of \$78.2 million compared to the last survey.

Capital Development Board  
Jim Underwood  
Executive Director

Illinois State Board of Education  
Dr. Carmen I. Ayala  
State Superintendent of Education

**2020 CAPITAL NEEDS ASSESSMENT SURVEY - RESULTS**

Type of Work Needed	PK - 8		High School		District Totals	
	# of Bldgs	Estimated \$	# of Bldgs	Estimated \$	# of Bldgs	Estimated \$
<b>General Repair/Remodeling/Renovation:</b>						
1. External Infrastructure (T1, fiber, wireless, etc.)	349	\$9,178,313	74	\$6,008,235	423	\$15,186,548
2. Internal Infrastructure (CAT 5/6 wiring, fiber, wireless etc.)	622	\$36,106,854	122	\$15,311,008	744	\$51,417,862
3. Network Devices (firewalls, switches, servers, VOIP, etc.)	677	\$18,144,342	139	\$8,116,152	816	\$26,260,494
4. General Repair / Remodeling	1,439	\$753,991,343	308	\$422,814,615	1,747	\$1,176,805,958
5. HLS* - Structural repairs (walls, foundations, etc.)	952	\$307,700,360	240	\$208,492,094	1,192	\$516,192,454
6. HLS - Roof repairs or replacements	1,011	\$502,114,549	240	\$301,898,486	1,251	\$804,013,035
7. HLS - Heating/ventilation/air conditioning	1,268	\$937,277,275	276	\$398,357,344	1,544	\$1,335,634,619
8. HLS - Electrical systems other than alarms	1,021	\$156,718,757	211	\$58,714,615	1,232	\$215,433,372
9. HLS - Plumbing systems	853	\$184,387,373	203	\$128,405,053	1,056	\$312,792,426
10. HLS - Egress systems (doors, stairs, etc.)	972	\$80,373,177	225	\$44,002,508	1,197	\$124,375,685
11. HLS - Fire protection (detectors, alarms, etc.)	664	\$81,758,773	112	\$29,898,746	776	\$111,657,519
12. Asbestos abatement	276	\$30,659,963	70	\$13,127,426	346	\$43,787,389
13. School security measures	751	\$86,361,136	195	\$24,288,993	946	\$110,650,129
14. Energy conservation	348	\$52,157,801	81	\$16,094,889	429	\$68,252,690
15. Repair of sidewalks, playgrounds, etc.	13,271	\$226,803,656	186	\$114,961,107	13,457	\$341,764,764
16. Accessibility Measures	432	\$529,651,568	74	\$62,159,927	506	\$591,811,495
<b>Subtotal General Repair/Remodeling/Renovation</b>	24,906	\$3,993,385,238	2,756	\$1,852,651,199	27,662	\$5,846,036,438
New School Construction	29	\$366,185,864	16	\$261,130,960	45	\$627,316,824
Building Additions	47	\$276,820,121	15	\$120,214,962	62	\$397,035,083
<b>Total Work Needed</b>	24,982	\$4,636,391,223	2,787	\$2,233,997,121	27,769	\$6,870,388,345

II. Impact: Provide the total estimated increase or decrease of the financial impact the capital expansion and renovation/remodeling work will have on the districts Operations & Maintenance and Educational Fund Budgets, such as additional staff.	PK - 8		High School		District Totals	
	Increase or Decrease	Estimated \$	Increase or Decrease	Estimated \$	Increase or Decrease	Estimated \$
	Increase	178,328,831	Increase	93,909,617	Increase	272,238,448

III. <b>Temporaries:</b> Indicate the number of temporary classrooms used at each level to house some or all of its students, in the space provided.	a.	Elementary Classrooms	335
	b.	High School Classrooms	125

IV. Enrollment & EAV Trends: Place an "X" in the box which represents the last 2 years enrollment and EAV trend for each of the following key areas.		Sharp Decline 5% or more	Small Decline 2% - 4.9%	Stable	Small Growth 2% - 4.9%	Sharp Growth 5% or More
1	Enrollment	16	69	122	26	4
2	EAV	3	21	86	101	22

**V. Work in Progress:** For the types of work listed below, enter the number of buildings for which work is currently in progress. Place your numbers in the columns representing the number of buildings and estimated cost for that type of work for both elementary and high school.

Type of Work In Progress	PK - 8		High School		District Totals	
	# of Bldgs	Estimated \$	# of Bldgs	Estimated \$	# of Bldgs	Estimated \$
<b>General Repair/Remodeling/Renovation:</b>						
1. External Infrastructure (T1, fiber, wireless, etc.)	680	\$7,253,383	149	\$2,440,866	829	\$9,694,249
2. Internal Infrastructure (CAT 5/6 wiring, fiber, wireless etc.)	319	\$17,889,948	62	\$4,454,647	381	\$22,344,595
3. Network Devices (firewalls, switches, servers, VOIP, etc.)	217	\$2,684,363	34	\$616,500	251	\$3,300,863
4. General Repair / Remodeling	238	\$80,777,956	102	\$93,441,312	340	\$174,219,269
5. HLS* - Structural repairs (walls, foundations, etc.)	124	\$85,361,816	33	\$62,545,968	157	\$147,907,785
6. HLS - Roof repairs or replacements	126	\$115,173,146	35	\$12,072,078	161	\$127,245,223
7. HLS - Heating/ventilation/air conditioning	137	\$113,076,029	47	\$51,778,772	184	\$164,854,801
8. HLS - Electrical systems other than alarms	90	\$7,934,537	25	\$10,129,083	115	\$18,063,620
9. HLS - Plumbing systems	158	\$14,034,673	27	\$4,712,326	185	\$18,746,999
10. HLS - Egress systems (doors, stairs, etc.)	77	\$2,227,125	21	\$1,455,668	98	\$3,682,793
11. HLS - Fire protection (detectors, alarms, etc.)	106	\$11,035,000	25	\$4,164,369	131	\$15,199,370
12. Asbestos abatement	84	\$3,592,435	28	\$3,778,613	112	\$7,371,048
13. School security measures	425	\$3,579,273	39	\$2,000,849	464	\$5,580,122
14. Energy conservation	130	\$6,288,456	27	\$1,041,699	157	\$7,330,155
15. Repair of sidewalks, playgrounds, etc.	180	\$46,078,498	35	\$13,541,903	215	\$59,620,400
16. Accessibility Measures	112	\$35,446,526	22	\$7,513,035	134	\$42,959,561
<b>Subtotal General Repair/Remodeling/Renovation</b>	<b>3203</b>	<b>\$552,433,164</b>	<b>711</b>	<b>\$275,687,688</b>	<b>3914</b>	<b>\$828,120,853</b>
New School Construction	10	\$134,187,930	3	\$87,997,618	13	\$222,185,548
Building Additions	42	\$451,925,643	10	\$54,152,310	52	\$506,077,953
<b>Total Work in Progress</b>	<b>3255</b>	<b>\$1,138,546,738</b>	<b>724</b>	<b>\$417,837,616</b>	<b>3979</b>	<b>\$1,556,384,354</b>

**VI. Consolidation:** Is this district a candidate or considering consolidation? **Yes** 23 **No** 195

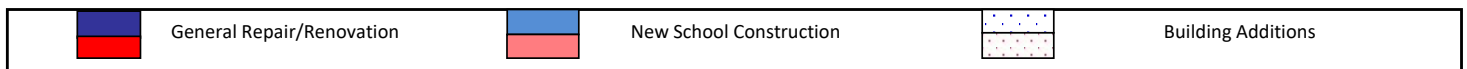
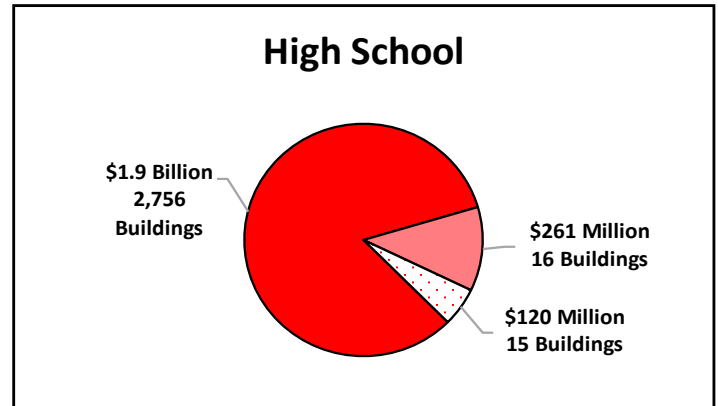
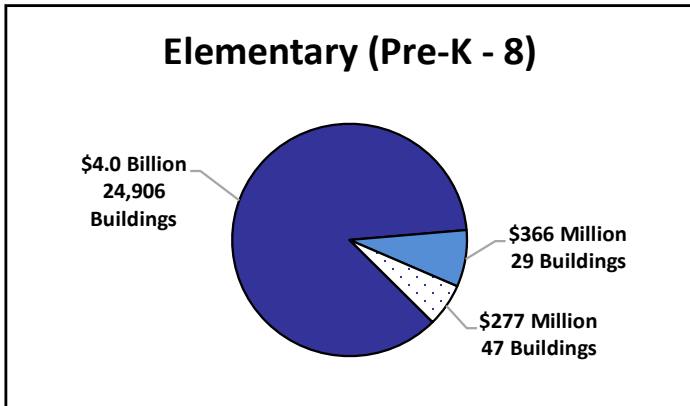
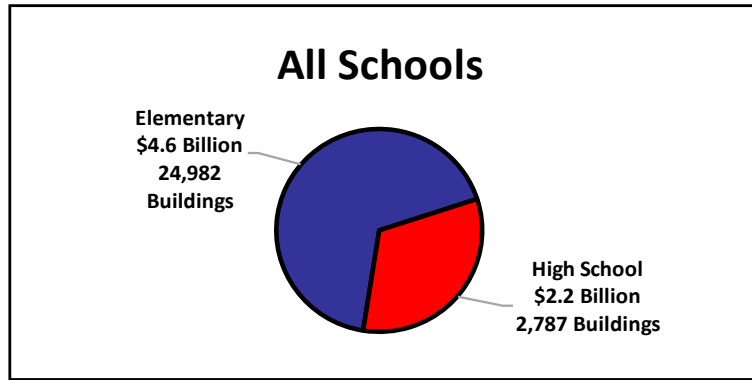
**VII. Bonding Power:** Will the district need to increase their debt limit to finance the construction projected for the next 2 years? **Yes** 44 **No** 173

**VIII. Pre-Kindergarten and Kindergarten:**

Does the district provide Pre-Kindergarten classes? (Full Day, Half Day, Both, N/A)	Full Day	94	Half Day	109
	Both	20	N/A	18
Does the District provide full-day Kindergarten Classes?	Yes	202	No	30
Does the District need additional classrooms to provide this instruction?	Yes	55	No	148
If Yes, how many additional Pre-Kindergarten classrooms are needed?		124		
If Yes, how many additional Kindergarten classrooms are needed?		97		

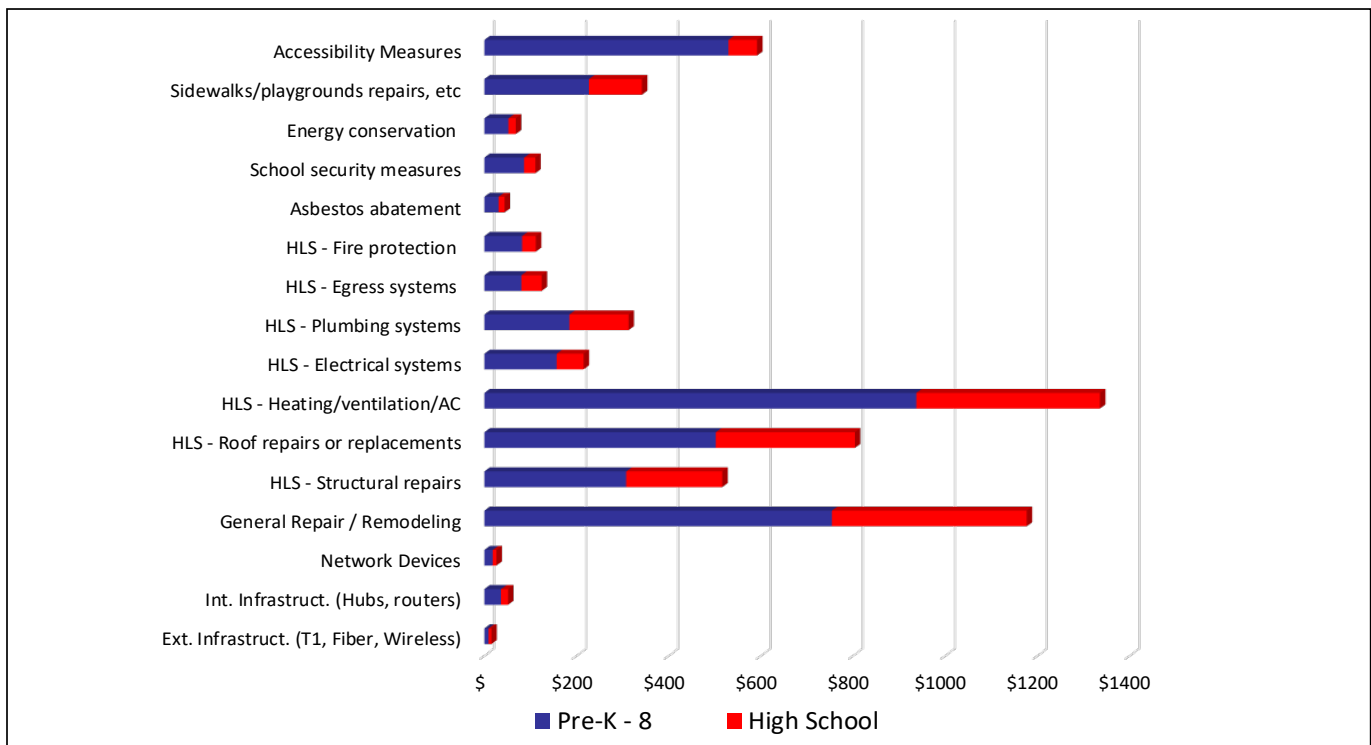
\*HLS denotes Health/Life Safety

## Capital Needs Through January 2021



## General Repair/Remodeling/Renovation

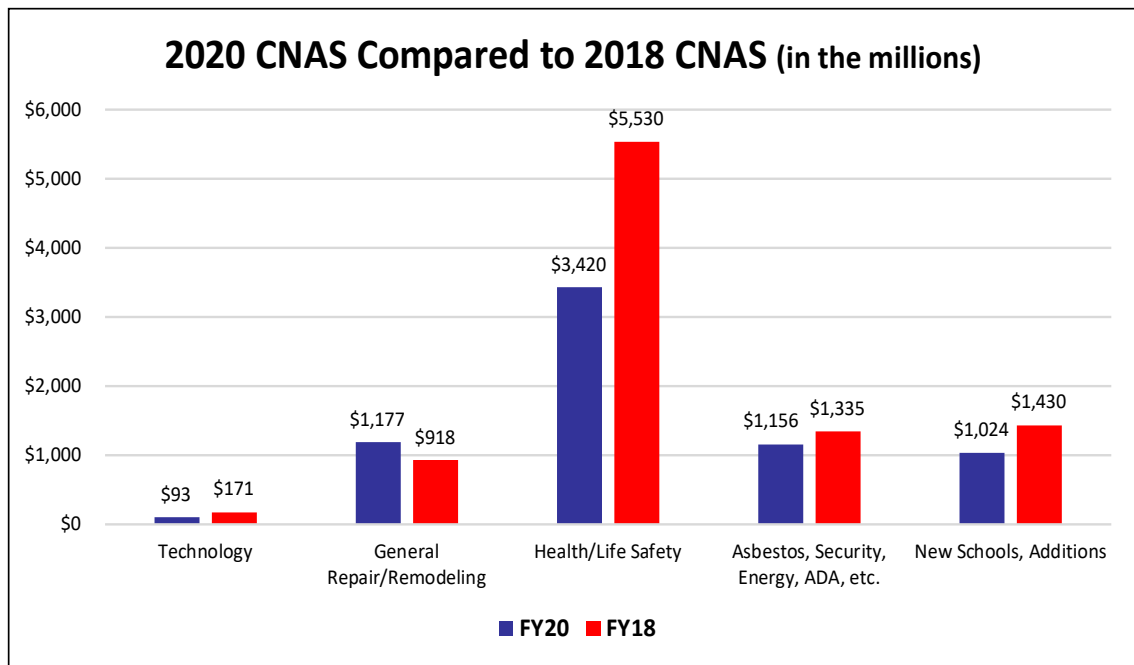
The estimated need for General Repair/Remodeling and Renovation work is graphically represented in the bar chart below. HLS - Heating/Ventilation/Air Conditioning represents the category with the largest need of approximately \$1.3 billion compared to \$3 billion in 2018.



## Overview of Needs and Resources

The Illinois State Board of Education and the Capital Development Board conducted the first Capital Needs Assessment Survey in 2004. That survey, which was answered by 690 districts, showed estimated capital needs of \$6.7 billion. The 2020 survey showed estimated capital needs of \$6.9 billion, with 251 school districts responding. That is an average of \$27.5 million per district. Compared to the 2018 survey, the current survey shows \$700 thousand higher capital need per district with fewer districts reporting. This is represented in the chart and graph below.

Survey Year	No. of Respondents	Estimated Need (Billions)	Ave. Per District (Millions)
2004	690	\$6.7	\$9.7
2006	450	\$8.2	\$18.2
2008	456	\$7.6	\$16.6
2010	618	\$9.9	\$16.1
2012	385	\$7.2	\$18.9
2014	558	\$8.0	\$14.3
2016	406	\$7.5	\$18.5
2018	350	\$9.4	\$26.8
2020	251	\$6.9	\$27.5



## Technology Needs

The information in the Capital Needs Assessment Survey is to assess districts' technology needs for providing highly-reliable 21st century learning environments to meet the instructional needs of students. The survey reflects a need of \$15.2 million for External Infrastructure (T1, fiber, wireless, ect.), \$51.4 million for Internal Infrastructure (CAT 5/6 wiring, fiber, wireless, etc.) and \$26.3 million for Network Devices (firewalls, switches, servers, VOIP, etc.) totaling \$92.9 million. This represents a \$78.2 million dollar decrease compared to the last survey total needs of \$171.1 million.

\$15.9 million was appropriated in the FY 2021 capital funds for district broadband expansion.

## Temporary Units

Districts use temporary-modular or manufactured unit facilities to provide classrooms for their students when their school building capacity is not sufficient to accommodate their enrollment. To ease overcrowding, reporting districts are using 460 temporary classrooms.

## Pre-Kindergarten and Kindergarten Programs

Out of 241 districts responding to the survey question, 94 districts reported that they provide full-day pre-kindergarten, 109 districts provide half-day pre-kindergarten, and 20 districts provide both full- and half-day classes.

Of the 232 districts responding to the survey question, 202 districts provide full-day kindergarten classes. The survey reflects the need for 97 additional classrooms for kindergarten and 124 classrooms for pre-kindergarten.

## School Construction Grant Program

The Illinois General Assembly passed the School Construction Law (Public Act 90-548) in December 1997. The initial School Construction Grant Program benefited 502 school districts in every region of the state and provided over \$3.1 billion in state-funded grants to provide for new facilities, additions and renovations of aging buildings.

The fiscal year 2010 Illinois Jobs Now! Program provided \$1.5 billion over multiple years. Since May 2010, 99 grants totalling over \$1.3 billion have been awarded, providing for 57 new schools and 993 additions and/or renovations. Through a successful partnership using local and state matching funds, over \$2.6 billion has been invested in these facilities. A list of these school districts is available at <https://www2.illinois.gov/cdb/professionalgrowth/grants/Documents/allgrants.pdf>

**For media information, contact the Capital Development Board at 312-859-4927 or the Illinois State Board of Education by email at [press@isbe.net](mailto:press@isbe.net) or by phone at 312-590-4327.**

**For details regarding the School Construction Grant Program, please call the Capital Development Board at 217-782-8708 or the Illinois State Board of Education at 217-785-8779.**