



# **RESTORE, REINVEST AND RENEW (R3) PROGRAM ANNUAL REPORT**

## Letter from Lieutenant Governor Juliana Stratton

When we embarked on the Restore, Reinvest, and Renew (R3) program, we set out to create something that had never previously existed in the state of Illinois: infrastructure to address the decades of disinvestment, over-incarceration, and trauma caused by the war on drugs in communities throughout the state. As Chair of the R3 Program Board, I am proud that we are filling that need while centering the voices of the communities most impacted by these issues.

In the R3 program's inaugural year, we made history allocating \$35 million in grants to 80 organizations and their collaborative partners that are providing programs in the areas of economic development, violence prevention, youth development, reentry, and civil legal aid. Applications for grants were thoroughly reviewed by community members who represent the R3 eligible areas that have long gone unheard in policymaking, including justice-impacted individuals, to ensure equity and restorative justice were at the core of our decisions.

We have been intentional in listening to the wisdom these communities hold to guide us, which is why we made a series of improvements to the second round of R3 funding to further embed accessible, sustainable, and equitable practices that uplift Illinois' regions with the most need. For this current round, we have prioritized smaller organizations that work directly with community, and we have expanded educational and technical assistance opportunities so change-makers have the tools to submit a successful application.

These major strides were only possible due to the unwavering commitment and hard work of our collaborators. I would like to thank my fellow R3 Program Board members, Illinois Criminal Justice Information Authority Director Delrice Adams and her team, and the staff of the Justice, Equity, and Opportunity Initiative in my office for their continued dedication to repairing the harm in our state.

Finally, thank you to the current R3 grantees who are the spirit of this work. They are touching the lives of countless people each day with the services they provide, and I am honored to lead the effort to support their mission in creating a safer, healed Illinois.

Respectfully,

A handwritten signature in black ink, appearing to be 'JS', written in a cursive style.

Juliana Stratton  
Lieutenant Governor of Illinois  
Chair of the Restore, Reinvest, and Renew Program Board

## TABLE OF CONTENTS

<b>I.</b>	<b>Legislative Background</b>	3
<b>II.</b>	<b>Implementation of the R3 Program—First Round of Grants</b>	4
	a. R3 Board Convenes and Establishes Guiding Principles	4
	b. Grantmaking Experts Develop Recommendations	4
	c. Research Experts Identify Eligible R3 Areas	6
	d. R3 Board Approves Development of Equitable NOFOs	6
	e. Community Engagement Notifies Organizations About R3 Opportunity	7
	f. ICJIA Receives a Record Number of Applications	8
	g. Review Committee Includes Reviewers from R3 Eligible Areas	8
	h. Evaluation Subcommittee Develops Recommendations	8
	i. Grant Review Subcommittee Makes a Funding Recommendation	9
	j. R3 Board Votes to Accept Subcommittee’s Recommendations	11
<b>III.</b>	<b>Second Round of R3 Grants</b>	12
	a. R3 NOFO Workgroup	12
	b. Second Round NOFOs are Approved	13
	c. Second Round NOFOs Are Released	13
<b>IV.</b>	<b>R3 Research Timeline</b>	14
<b>V.</b>	<b>R3 Program and Evaluation Data Summaries</b>	15
<b>VI.</b>	<b>Appendix</b>	16

## **I. Legislative Background**

### **June 25, 2019: Governor Signs Legislation with R3 Provisions**

The Illinois 100<sup>th</sup> General Assembly passed the Cannabis Regulation and Tax Act (CRTA) during the 2019 legislative session and it was signed into law by Governor JB Pritzker on June 25, 2019. The Act created the Restore, Reinvest, and Renew (R3) program, allocating 25% of adult-use cannabis state tax revenues to address the harm caused to communities by economic disinvestment, violence, and the war on drugs. Per the statute, the funds appropriated for R3 grants shall address five priority areas: economic development, violence prevention, youth development, reentry, and civil legal aid.

Lieutenant Governor Juliana Stratton's Justice, Equity, and Opportunity (JEO) Initiative, in conjunction with the Illinois Criminal Justice Information Authority (ICJIA), manages the R3 program. The R3 program is governed by the R3 Program Board (R3 Board), which is chaired by the Lieutenant Governor and includes ex-officio members, elected officials, community-based providers, violence prevention experts, persons who live or work in R3 eligible areas, and most importantly, formerly justiced-involved individuals.

Under the CRTA, the R3 Board's responsibilities are to:

- Develop a process to solicit applications from eligible R3 Areas;
- Develop a standard template for both planning and implementation activities to be submitted by R3 Areas to the State;
- Identify resources sufficient to support the full administration and evaluation of the R3 program, including building and sustaining core program capacity at the community and State levels;
- Review R3 Area grant applications and proposed agreements and approve the distribution of resources;
- Develop a performance measurement system that focuses on positive outcomes;
- Develop a process to support ongoing monitoring and evaluation of R3 programs; and
- Deliver an annual report to the General Assembly and the Governor to be posted on the Governor's Office and General Assembly websites, and provide to the public an annual report on its progress.

## **II. Implementation of the R3 Program—First Round of Grants**

### **A. October 15, 2019: R3 Board Convenes and Establishes Guiding Principles**

The R3 Board first convened in October 2019 and quickly adopted by motion these guiding principles for the development of the program:

- We must consider equity and opportunity at each stage of the R3 process, from the initial research stage to performance evaluation on the back end.
- We must be aware of existing public and private sector resources to ensure that R3 funding is additive, effective, and collaborative.
- We must provide designated communities with accessible information, communicate in accessible language, and offer sufficient technical assistance for equitable opportunities to receive funding.
- We must honor the wisdom in communities and support local design, planning and community-based solutions to violence while also applying practices supported by data and research.
- We must prevent violence and criminal justice contact altogether and intervene with existing violence and justice-involved individuals.
- We must provide effective assistance, capacity building, and implementation support for grantees to achieve successful outcomes.
- We must use positive outcomes as metrics for success, and not simply the reduction of negative outcomes.

### **B. November 18, 2019: Grantmaking Experts Develop Recommendations**

Beginning in September 2019, JEO and ICJIA convened a working group of grantmaking experts to advise the R3 Board on best practices for equitable grantmaking. Nearly 20 representatives of governmental agencies and foundations, including the Chicago Community Trust and the MacArthur Foundation, met to develop them. These recommendations addressed the following questions:

1. *What should be the structure for the Notice of Funding Opportunity (NOFO) for R3 applicants to propose their plans and activities?*

The working group recommended that the NOFO:

- Consist of accessible language.
- Encourage collaboration so multiple organizations in an R3 area can apply for grant funding.

- Support local design for an R3 Area to apply for assessment planning grants to develop a strategy for service grants.
- Address that multiple issues can affect an area, providing an opportunity for organizations to apply for funding in more than one issue area based on need.
- Provide external expertise to consider contracting with organizations that can offer training and technical support in issues areas outside of ICJIA's traditional services.
- Seek feedback through a short survey toward the end of the NOFO to get applicant/community feedback.

2. *What should be an equitable process for soliciting and reviewing applications from eligible areas?*

The working group recommended the following for the R3 Program:

- Provide organizations with technical assistance on the Grant Accountability Transparency Act (GATA).
- Establish a diverse review committee, including racial, gender, economic, and geographic diversity from R3 Areas.
- Ensure that the review committee receive cultural competence and/or unconscious bias training before reviewing applications.

3. *What should be the system for measuring performance and positive outcomes?*

The working group recommended that the R3 Program:

- Use a logic model to assess activities, outputs, outcomes, and impact for the R3 Program.
- Ensure core legislative outcomes are tracked (e.g. whether gun injuries decline in communities over time, or whether employment infrastructure has improved).
- Pursue additional positive outcomes to ensure the spirit of the legislation is tracked (e.g. number of records expunged and amount of housing evictions prevented).

4. *What should be the system for ongoing monitoring and evaluation?*

The working group recommended the R3 Program:

- Hire grant monitors to ensure the success of funded programs.
- Consider contracts with independent entities (e.g. universities) to support evaluation of the program.
- Incorporate participatory research practices to ensure communities are involved in and understand research goals, including:
  - Evaluation reports provided to the R3 Board on a biannual basis.

- Data collection assistance for grantees.
- Annual regional gatherings for awardees to share information and provide leadership development.

5. *What types of programs should be funded by R3?*

The working group recommended prioritizing the programs outlined in the CRTA: economic development, violence prevention, youth development, reentry, and civil legal aid.

**C. January 13, 2020: Research Experts Identify Eligible R3 Areas**

The R3 Board approved the criteria and eligible R3 Areas on January 13, 2020. Under the law, eligible R3 Areas include only those with the “highest rates of gun injury, unemployment, child poverty rates, and commitments to and returns from the Illinois Department of Corrections.” ICJIA convened researchers from across the state to assess the best available data to determine the highest rates. In the final analysis, the experts examined data provided by state agencies and the U.S. Census Bureau. The eligible areas amounted to approximately 500 census tracts in Illinois. Areas that are currently eligible for R3 funding are listed at: [r3.illinois.gov/eligibility](http://r3.illinois.gov/eligibility).

**D. March 3, 2020: R3 Board Approves Development of Equitable NOFOs**

The R3 Board convened to determine the best structure for the two established NOFOs before their development. Based on the recommendations of the grantmaking working group, the R3 Board wanted to prioritize organizations that:

- Serve the highest need areas (defined as census tracts that fall above the 75th percentile for each eligibility metric);
- Have ties to the communities they serve, either by being based in the neighborhood, collaborating with locally based partners, or hiring local staff;
- Implement robust community collaboration plans to amplify local voice; and
- Instill the values of restorative justice into their programs and utilize non-punitive approaches to justice.

To ensure that funding is allocated equitably across Illinois, the state was divided into 12 regions, with each region designated an amount of funding proportionate to the population of the region’s R3 Areas.

With these priorities, the NOFOs included several questions that awarded points to applicants based on their connections to the neighborhoods they serve, decisions to serve the highest-need areas, community involvement plans, and incorporation of restorative justice practices into their program's design.

NOFOs are typically open for a 30-day application window, but the R3 Board extended to 60 days due to the COVID-19 pandemic and to ensure equitable access throughout Illinois.

**E. May 18, 2020: Community Engagement Notifies Organizations About R3 Opportunity**

ICJIA released the two NOFOs to the public on May 18, 2020, for application. Although technical assistance efforts occurred as early as January 2020, the Lieutenant Governor's office and ICJIA implemented a robust community engagement strategy so that organizations across the state were made aware of the R3 grant opportunity and were equipped to submit a successful application. Beginning in March 2020, as a result of the COVID-19 pandemic, outreach for the R3 program occurred virtually, which in many instances allowed for recording and broader distribution of information. The team secured the following:

- ICJIA created [R3.illinois.gov](https://R3.illinois.gov) to make information about the R3 program more accessible to the public.
- The Lieutenant Governor's office conducted outreach to legislators, including those who represent R3 Areas, to inform them about the R3 grant opportunity and request that they distribute information about the R3 program to their constituents. Lieutenant Governor Stratton, JEO, and ICJIA hosted and participated in several virtual town halls with legislators to discuss the R3 program and answer questions.
- ICJIA conducted virtual technical assistance training for organizations that were interested in applying for the R3 program and other state grant opportunities. These technical assistance training were attended by over 500 unique individuals.
- Lieutenant Governor Stratton, JEO, and ICJIA held several virtual community meetings attended by hundreds of people from the state to promote the R3 program to potential applicants. At these community meetings, attendees learned about the application process for state grants and had the opportunity to ask questions about the R3 program.



#### **F. July 20, 2020: ICJIA Receives a Record Number of Applications**

On July 20, 2020, the two R3 NOFO application periods ended with nearly 400 complete applications submitted, the highest known for any grant opportunity managed by ICJIA and a staggering number for the inaugural R3 Program. For comparison, ICJIA typically receives fewer than 100 applications for any given grant opportunity. However, robust community engagement, technical assistance, an extended deadline, and the tremendous need for the program made an impact on the number of R3 grant applications.

#### **G. August 6, 2020: Review Committee Includes Reviewers from R3 Eligible Areas**

Based on the recommendation of the grantmaking working group, the R3 Board created a review process that reflects the state's racial, gender, economic, and geographic diversity. To maximize community voice in the review process, all accepted applications were scored by at least two external reviewers, many of whom live in R3 eligible areas. All reviewers were trained on racial implicit bias.

**Conflicts of Interest:** All application reviewers are required to submit a Conflict of Interest/Confidentiality Form . Reviewers are also encouraged to directly notify ICJIA staff of conflicts identified at any stage of the review process. Any reviewer who identifies a conflict of interest will be reassigned a slate of applications they do not have conflicts with or, if such reassignment is not possible, will be excused from reviewing applications.

**Training:** All reviewers completed several training sessions as recommended by the grantmaking working group. First, reviewers received cultural competency and implicit bias training to: improve the fairness and equity of the review process, increase opportunity for applicants with less experience in applying for grants, and ensure that reviewers considered the content, rather than format, of applications. The second training provided instruction on how to perform the merit-based review of the applications. Lastly, reviewers received grant-specific training to assist them in properly scoring applications.

#### **H. September 23, 2020: Evaluation Subcommittee Develops Recommendations**

The CRTA requires the R3 Board to support ongoing monitoring and evaluation of R3-funded organizations. Therefore, the R3 Board created the Evaluation Subcommittee to review best practices for evaluating programs, especially in communities of color. The subcommittee consisted of R3 Board members, their designees, and advisory researchers from around the state. The Evaluation Subcommittee met three times, initially convening on September 18, 2020.

The subcommittee's discussions consisted of three components:

1. **Grant monitoring and process evaluation:** Require each grantee to submit quarterly data to ICJIA to ensure that their R3 programs are meeting their stated goals. These data will reflect the grantee's adherence to performance measures, including outputs (details of the organization's activities) and outcomes (the impact of an organization's services on its clients).
2. **In-depth impact evaluation:** Select a subset of grantees who will undergo an in-depth impact evaluation. These evaluations will provide insight into the effectiveness of innovative program designs and may utilize sophisticated research methods like randomized control trials.
3. **Neighborhood level evaluation:** Identify the extent to which R3-funded programs impact neighborhood-level indicators over time, like child poverty levels or the amount of gun violence.

#### **I. December 9, 2020: Grant Review Subcommittee Makes a Funding Recommendation**

Under ICJIA's traditional grantmaking process, the ICJIA Board's budget committee reviews applications for grant programs and determines final funding decisions. The R3 Board voted to instead establish a Grant Review Subcommittee, which allowed another layer of review to effectively and efficiently complete the work of the R3 Board. However, unlike the ICJIA Board's budget committee, the R3 Board Grant Review Subcommittee recommendations are not final.

Since the CRTA intended to promote equity by remedying the harms caused by the war on drugs, the participation of community-based R3 Board members who provide direct services, as well as members with lived experiences in the justice system, was critical.

The Grant Review Subcommittee began convening on November 24, 2020, and concluded on December 9, 2020, with its funding recommendations.

#### **Review Process**

Attorneys from the Lieutenant Governor's office and ICJIA provided detailed conflict of interest guidance to all subcommittee members. Members were asked to recuse themselves from discussion and decisions about all applicants with whom they have a pecuniary and/or intimate relationship. Elected officials were asked to send designees to minimize conflicts of interest with organizations located within their jurisdictions. Officials who were also R3 Board members who participated in the subcommittee were asked to

recuse themselves from discussion and decisions related to funding regions that overlap with their districts.

The subcommittee conducted a preliminary review, or “equity scan,” of the highest-scoring applicants in each region to determine whether the R3 Board had met its goal of prioritizing locally based, restorative programs for funding. Members went through a “masked” review, which consisted of a blind review of all of the highest-scoring applicants. This allowed the subcommittee to make a global assessment of applicants’ fulfillment of the Board’s equity goals without bias toward individual applicants. *(See Appendix for a sample of the Masked spreadsheet)*

Subcommittee members reviewed spreadsheets that contained anonymized applicants’ total scores and scores on questions that reflect the equity process established by the R3 Board, including the following:

- **Local Preference:** Is the organization located within an R3 zone, are at least half of the applicant’s collaborative members located in R3 zones, or do at least half of the applicant’s employees live in R3 zones?
- **Geographic Area:** Will the applicant serve a high-need R3 zone?
- **Community Involvement:** Explain how your program design embraces solutions that incorporate the knowledge and perspectives of local community stakeholders.
- **Restorative Justice:** Describe how your organization (or collaborative of organizations) and the proposed program both reflect and promote the value of restorative justice.

By motion, the Subcommittee requested the highest-scoring applicants report to answer additional question if they: 1.) Chose not to serve high-needs areas, 2.) Did not select ‘yes’ to a local agency preference, 3.) Did not select ‘yes’ on local staff or collaborators sections, 4.) Scored below 7 out of 10 in community involvement, 5.) Scored below 7 out of 10 in restorative justice.

The R3 Board also had the authority to use discretion to ask follow-up questions of organizations with variances between community involvement and restorative justice. A total of 25 applicants met those criteria. Before applicants presented at the December 3 follow-up meeting, the subcommittee conducted an unmasked review and developed standardized questions.

The Lieutenant Governor’s office provided Subcommittee members with fully disclosed spreadsheets—revealing applicant names and scores—and a summary memo about the individual application details to help the committee understand each proposal and allow

them to assess any conflicts of interests they might have. *(See Appendix for a sample of the Unmasked spreadsheet and a summary memo used by the Subcommittee.)*

Questions for applicants developed by the Grant Review Subcommittee were based on the following equity area(s):

- **High-need area:** Can you explain the R3 community (or communities) you have proposed serving? In particular, can you describe the needs within the community you are proposing to address?
- **Community involvement:** How do you plan to involve local community members and groups in the implementation of your proposal?
- **Local agency preference:** Can you speak about where your organization is headquartered or based? What connection has your organization had, if any, in the R3 community you have proposed to serve?
- **Local preference staff/collaborative members:** Can you discuss whether your organization will be collaborating with local organizations from the R3 Area you have proposed to serve? If so, can you explain what that looks like? If not, why? And can you speak to the relationship, if any, your staff may have with the R3 Area you have proposed to serve?
- **Restorative justice:** This program is designed to shift the state from historically punitive approaches, such as the war on drugs, to restorative justice approaches that heal communities and address harm. How does your proposed program relate to restorative justice?

ICJIA invited the organizations to attend multiple meetings where Subcommittee members asked standardized and any follow-up questions.

### **Recommendations to the R3 Board**

After hearing from requested organizations throughout three meetings, the Subcommittee voted to recommend all but three of the highest-scoring applicants for funding. Subcommittee members had concerns about the three organizations' organizational capacity, approaches to restorative justice, and community outreach. Information collected was to be presented to the Board for further discussion and final approval. ICJIA agreed to perform a final quality control review before presenting to the R3 Board.

### **J. January 21, 2021: R3 Board Votes to Accept Subcommittee's Recommendations**

At a meeting on January 21, 2021, the full R3 Board voted to accept the Subcommittee's recommendations for funded organizations. A total of 80 organizations and their collaborative partners throughout the state received funding. These grants were amended to allow service provision grantees to continue their programs for an additional year and to allow planning and assessment grantees to continue their work through June 30, 2022.

### **III. Second Round of R3 Grants**

#### **A. R3 NOFO Workgroup**

After the first round of funding, ICJIA and the Lieutenant Governor's office received feedback from community members that many small organizations did not know about the funding opportunity or feel equipped to submit a successful application.

In response to that feedback, on September 15, 2021, the R3 Board voted to create an ad hoc committee (hereinafter referred to as the "R3 NOFO Workgroup") to provide recommendations on various key aspects of the upcoming Planning and Capacity-Building and Service Delivery NOFOs.

The members of the R3 NOFO Workgroup were as follows:

- Senator Celina Villanueva
- Dagen Brown, designee for Director Marc Smith of the Department of Children and Family Services
- Charise Williams, designee for Director Delrice Adams of the Illinois Criminal Justice Information Authority
- Marlon Chamberlain
- Pablo Mendoza

In addition to the R3 NOFO Workgroup, attendees from the Lieutenant Governor's JEO Initiative and ICJIA were often present at various meetings.

The R3 NOFO Workgroup met and discussed the following proposed aspects of the NOFOs:

- Tiers of competition
- Eligibility for capacity-building grants
- Equity scoring criteria
- Overall scoring categories and weights
- Collaborative applications
- Goals, objectives, performance measures
- Program Narrative

Discussions with the R3 NOFO Workgroup resulted in multiple recommendations, many of which were incorporated into the second round NOFOs. This includes creating tiers of competition to ensure that applicant organizations only competed against others similar in budget capacity and years of service. Furthermore, 75% of funds will be dedicated to organizations that have a budget of less than \$2 million or have been in operation for less than five years. Consideration of equity categories developed from the first round subcommittee's equity scan was incorporated into the initial overall scoring scheme to promote equity in the review and award process.

## **B. October 25, 2021: Second Round NOFOs are Approved**

On October 25, 2021, the R3 Board approved two separate R3 program NOFOs for the second round of R3 grants:

- Service delivery NOFO to fund organizations who provide direct services in one or more of the five R3 program priorities.
- Planning and capacity-building NOFO to fund community planning processes in R3 areas and/or assist smaller or newer organizations to build their organizational capacity.

## **C. December 15, 2021: Second Round NOFOs Are Released**

Governor Pritzker and Lieutenant Governor Stratton announced the release of the second NOFOs at a press conference on December 15, 2021.

The second round of funding will provide \$45 million to community organizations across the state. The NOFO designates \$41.5 million for service delivery and \$4.5 million for planning and capacity-building grants for small organizations to build up their organizational capacity and/or programming. Applications will be due March 1, 2022, once again affording applicants ample time to prepare their applications.

ICJIA and the Lieutenant Governor's office executed a statewide outreach plan to ensure that community organizations knew about the R3 Program and the resources that ICJIA offers to applicants. In partnership with legislators, R3 Board members, and community-based organizations, ICJIA and the Lieutenant Governor's office conducted over a dozen informational sessions with organizations throughout Illinois. ICJIA and the Lieutenant Governor's office also hosted two briefings for members of the General Assembly, including those who represent R3 areas. ICJIA and the Lieutenant Governor's office will also host a virtual info session for applicants to get an overview of the program and the application process.

#### **IV. R3 Research Timeline**

##### **June 2019 – January 2020**

The ICJIA R3 research team collaborated with research and data experts and Lieutenant Governor Stratton’s staff to identify, collect, analyze, and present data on legislated R3 eligibility measures to determine who was eligible to apply for R3 grants.

##### **April 2020 – August 2020**

Researchers collected feedback on the R3 grant application and review process from applicants and reviewers; researched also entered and coded data from R3 applications and other key elements of the process.

##### **October 2020 – December, 2020**

Researchers planned developed materials to collect performance measure data and other program data for evaluation work and analyzed selected demographic characteristics of R3 zones.

##### **April 2021 – August 2021**

ICJIA researchers completed a survey of civil legal aid organizations in Illinois to identify needs and gaps in service, developed and implemented online system to collect performance measure data, and collected feedback data from grantees about ICJIA trainings. They also planned, coordinated, and conducted two meetings with R3 grantees to discuss the evaluation of R3 and its funded grants and collected data from attendees about their perspectives and programs.

##### **September 2021 – November 2021**

Researchers published a report on feedback from R3 grant applicants. They also met with R3 grantees to discuss the creation and refinement of goals, objectives, and measures and recruited research partners for assistance in the evaluation of selected R3 grantee sites. Additionally, the team began work on an interactive dashboard to share information about performance measure progress and make comparisons across grants.

##### **November 2021 – December 2021**

At the end of the year, the research team worked on annual analysis to examine trends in measures used as R3 eligibility criteria and initiated meetings with sites engaged in a detailed process evaluation.

## **V. R3 Program and Evaluation Data Summaries**

Researchers gathered data from applications submitted by lead organizations in response to ICJIA R3 NOFOs. Data were entered and coded and are being analyzed. Researchers also are analyzing U.S. Census Bureau data on grantee service areas, grantee performance measure data reported to grant monitors, initial evaluation meeting information, and program materials gathered from grantees by researchers.

### **Applicant Data**

Based on available address data in R3 applications, 56 Illinois counties included at least one R3 zone and 26 of those counties represented the locations of all organizations that applied for R3 funding. The majority of applications (283) came from organizations with headquarters located in Cook County, which also had the most R3 zones (480). Researchers surveyed applicants (83 respondents) for feedback on the R3 application process. Results included:

- A majority (n=74; 89%) of respondents indicated they were either extremely or somewhat satisfied with the application process.
- 84% of those who attended the ICJIA GATA Workshop (n=63) rated as slightly, moderately, or extremely helpful.
- Nearly all (79 of 81) feedback survey respondents indicated the R3 website was slightly, moderately, or extremely helpful.

For more applicant feedback, please go to:

<https://icjia.illinois.gov/researchhub/articles/the-illinois-restore-reinvest-and-renew-r3-grant-program-examining-grant-applicant-feedback/>.

### **Application reviewers**

ICJIA initiated a reviewer recruitment process to find community members to read and review grant applications submitted by organizations across Illinois. With assistance from individuals with diverse backgrounds, viewpoints, and experiences, this collaborative approach enhanced the review process. A total of 90 reviewers responded to a survey on their experiences with the review process.

Survey responses indicated they volunteered for an opportunity to learn about the grant funding process and better understand the proposals for services in their communities (n=28). Others said that it was a chance to serve their communities and that they felt a sense of “civic duty” (n=41). Some noted reviewing was an opportunity to contribute their expertise and knowledge (n=21). Lastly, some respondents said they volunteered to ensure the funds were distributed fairly and given to the most deserving applicants (n=28).



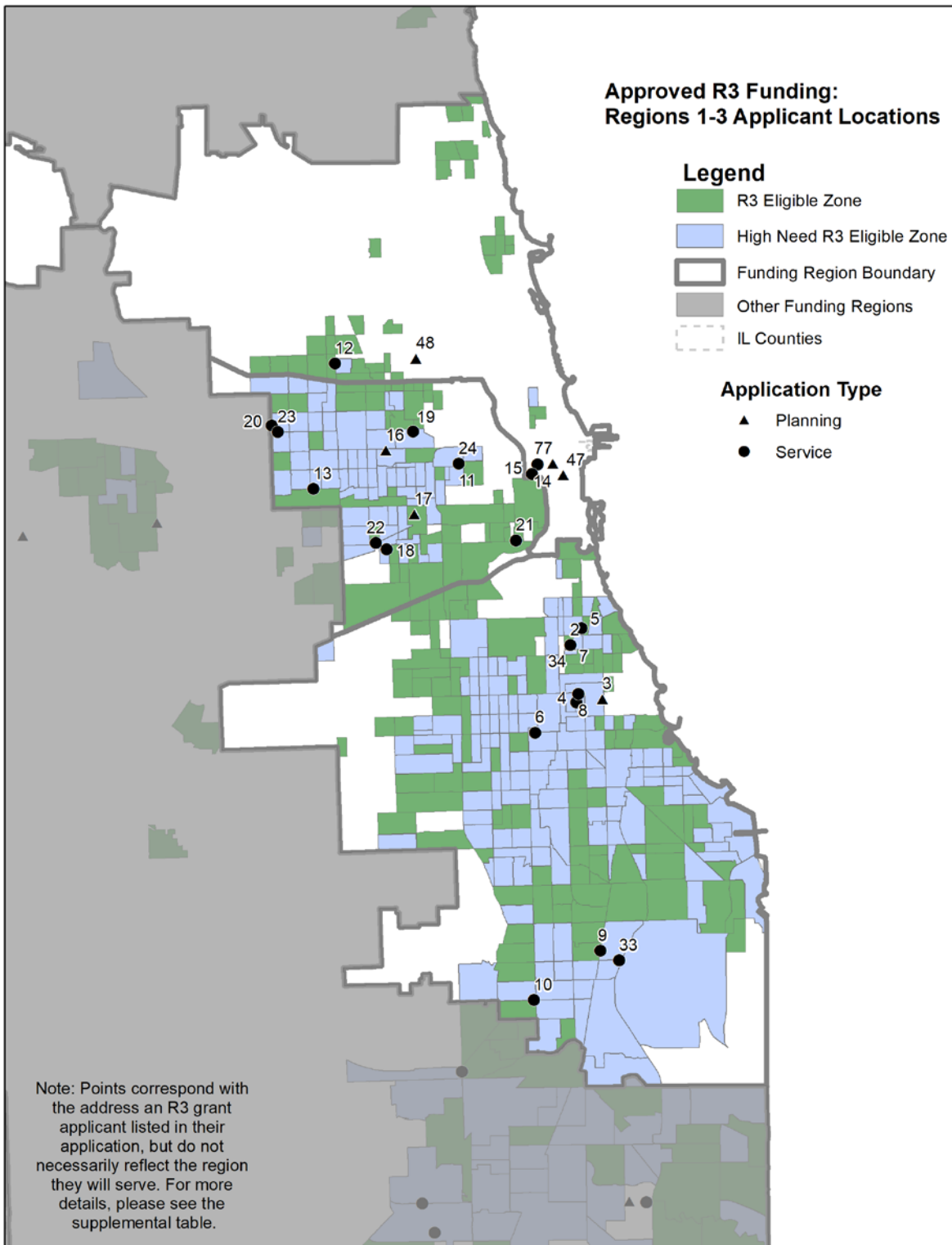
## **Funded Service Locations**

The following table and maps provide a geographic breakdown of the locations of applicant organizations funded in 2020. Zones served by each program may extend beyond the location of the funded organization. Collaborative grant programs may serve communities in several locations. *Table 1* is a supplemental table for reference when viewing the maps.

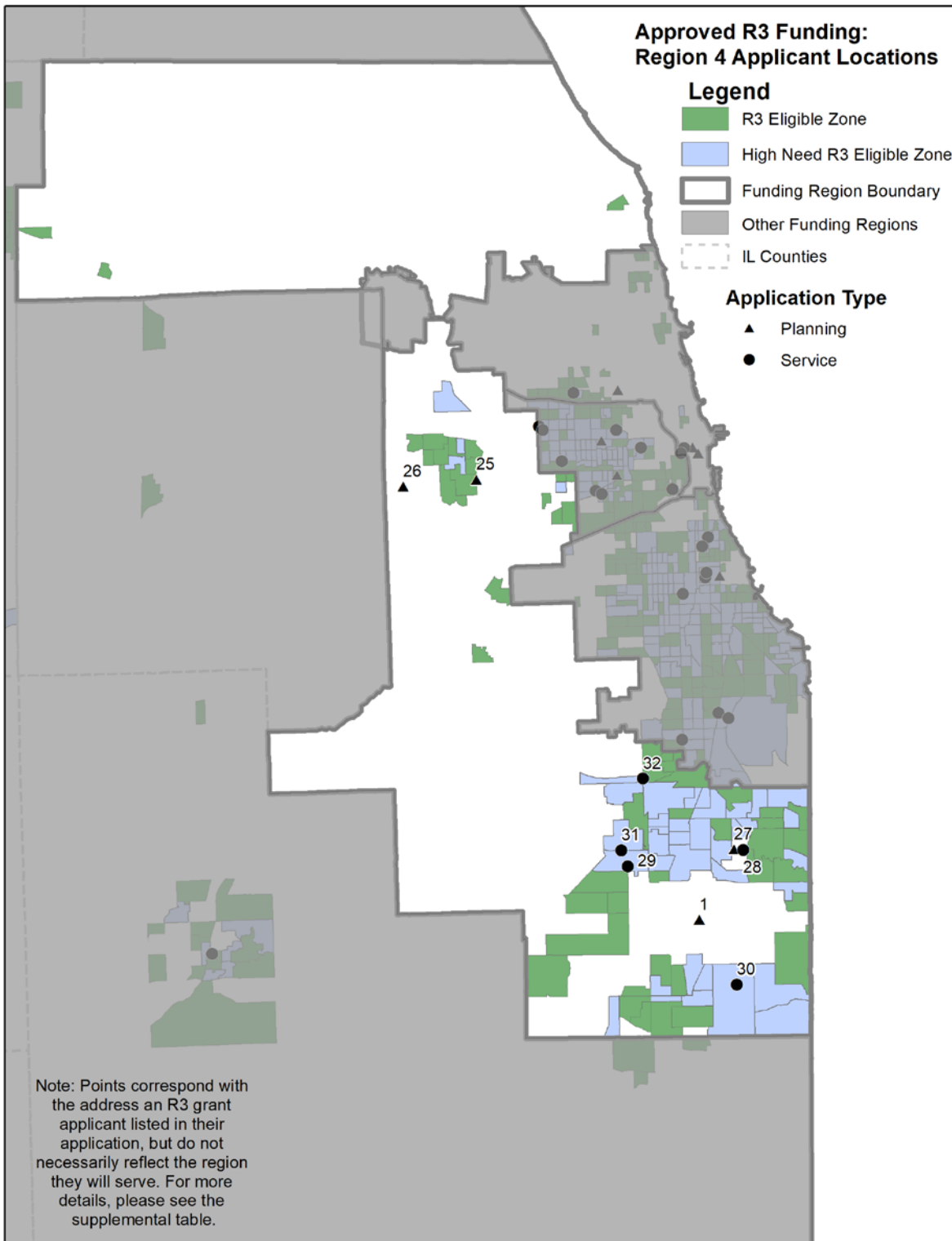
**Table 1 (Supplemental): Funded Program Map Identifiers and Description**

Map ID	Agency Name (FSGU)	County	Purpose	R3 Zone ID	Chicago Community Area	Funding Region #	Service Region	Funding Recommendation	Application Type
1	1863FWD LLC	Cook	Planning	NA	NA	1	Cook- Chicago Southern	\$444,245	Single organization
2	Chicago Urban League	Cook	Planning	10	Grand Boulevard	1	Cook- Chicago Southern	\$182,148	Single organization
3	DuSable Museum	Cook	Planning	21	Washington Park	1	Cook- Chicago Southern	\$264,600	Collaborative
4	ALTERNATIVES INC	Cook	Service	22	Washington Park	1	Cook- Chicago Southern	\$513,997	Collaborative
5	Center for New Horizons	Cook	Service	227	Grand Boulevard	1	Cook- Chicago Southern	\$1,952,403	Collaborative
6	Chicago Torture Justice Cente	Cook	Service	166	Englewood	1	Cook- Chicago Southern	\$231,169	Single organization
7	Chicago Urban League & Safe	Cook	Service	10	Grand Boulevard	1	Cook- Chicago Southern	\$1,911,570	Collaborative
8	Emerald South	Cook	Service	22	Washington Park	1	Cook- Chicago Southern	\$2,500,000	Collaborative
9	Hope Center Foundation	Cook	Service	88	Pullman	1	Cook- Chicago Southern	\$346,519	Collaborative
10	Phalanx Community Services	Cook	Service	99	West Pullman	1	Cook- Chicago Southern	\$451,398	Collaborative
11	St. Leonard's	Cook	Service	370	Near West Side	1	Cook- Chicago Southern	\$111,877	Single organization
12	Communities United	Cook	Service	264	Belmont Cragin	2	Cook- Chicago Northern	\$208,316	Collaborative
13	First Defense Legal Aid	Cook	Service	319	Austin	2	Cook- Chicago Northern	\$82,682	Single organization
14	Local Initiatives Support	Cook	Service	NA	Near West Side	2	Cook- Chicago Northern	\$501,267	Collaborative
15	Safer Found.	Cook	Service	NA	Near West Side	2	Cook- Chicago Northern	\$809,000	Collaborative
16	Garfield Park Community Co	Cook	Planning	364	East Garfield Park	3	Cook- Chicago Western	\$177,968	Collaborative
17	Girls In The Game	Cook	Planning	387	North Lawndale	3	Cook- Chicago Western	\$205,827	Single organization
18	Chicago Youth Boxing Club	Cook	Service	348	South Lawndale	3	Cook- Chicago Western	\$40,000	Single organization
19	Children's Place Association	Cook	Service	363	Humboldt Park	3	Cook- Chicago Western	\$553,237	Collaborative
20	J. Blunt	Cook	Service	309	Austin	3	Cook- Chicago Western	\$94,707	Single organization
21	Law And The Fam LLC	Cook	Service	355	Lower West Side	3	Cook- Chicago Western	\$838,890	Collaborative
22	Lawndale Christian Developm	Cook	Service	346	North Lawndale	3	Cook- Chicago Western	\$134,292	Collaborative
23	NAACP Westside Chicago Bra	Cook	Service	309	Austin	3	Cook- Chicago Western	\$1,816,615	Collaborative
24	St. Leonard's	Cook	Service	370	Near West Side	3	Cook- Chicago Western	\$227,143	Single organization
25	Maywood Social Enterprise -	Cook	Planning	411		4	Cook- Suburban	\$157,595	Collaborative
26	Monroe Foundation	Cook	Planning	NA		4	Cook- Suburban	\$220,189	Collaborative
27	The Link and Option Center	Cook	Planning	NA		4	Cook- Suburban	\$80,000	Collaborative
28	Center for Community Acade	Cook	Service	NA		4	Cook- Suburban	\$365,000	Collaborative
29	Cook County IAC	Cook	Service	427		4	Cook- Suburban	\$600,000	Collaborative
30	Cornerstone CDC	Cook	Service	474		4	Cook- Suburban	\$250,000	Single organization
31	Knotty Luxe	Cook	Service	423		4	Cook- Suburban	\$586,301	Collaborative
32	Metropolitan Family Services	Cook	Service	420		4	Cook- Suburban	\$1,169,729	Single organization
33	NDICA	Cook	Service	88	Pullman	4	Cook- Suburban	\$369,625	Collaborative
34	Urban League	Cook	Service	10	Grand Boulevard	4	Cook- Suburban	\$991,365	Collaborative
35	Black Oak Center	Kankakee	Planning	498		5	Collar	\$38,285	Single organization
36	City of Kankakee ECDA	Kankakee	Planning	503		5	Collar	\$28,723	Single organization
37	Key City Community Develop	Kankakee	Planning	504		5	Collar	\$86,694	Single organization
38	Will County	Will	Planning	531		5	Collar	\$151,697	Collaborative
39	GameTime	Kane	Service	493		5	Collar	\$378,188	Single organization
40	Kankakee School District	Kankakee	Service	500		5	Collar	\$732,032	Collaborative
41	Northern IL Recovery Commu	Lake	Service	512		5	Collar	\$225,000	Single organization
42	Prairie State Legal Svcs	Winnebago	Service	588		5	Collar	\$531,675	Single organization
43	Will County	Will	Service	531		5	Collar	\$881,700	Collaborative
44	Land of Lincoln Legal Aid	St. Clair	Service	740		6	Northeast Central	\$57,486	Single organization
45	The Trep School	Vermilion	Service	554		6	Northeast Central	\$255,401	Single organization
46	University of Illinois	Champaign	Service	NA		6	Northeast Central	\$312,883	Collaborative
47	IL Collaboration for Youth	Cook	Planning	NA	Loop	7	Northern	\$79,758	Collaborative
48	Torrito Arts	Cook	Planning	NA	Logan Square	7	Northern	\$79,723	Single organization
49	City of Rockford	Winnebago	Service	572		7	Northern	\$520,790	Collaborative
50	Comprehensive Community	Winnebago	Service	587		7	Northern	\$199,813	Collaborative
51	Girl Scouts of Northern IL	Kane	Service	NA		7	Northern	\$249,345	Collaborative
52	KFACT	Winnebago	Service	588		7	Northern	\$186,245	Single organization
53	Prairie State Northern IL	Winnebago	Service	588		7	Northern	\$193,085	Single organization
54	YMCA of Rock River Valley	Winnebago	Service	572		7	Northern	\$86,357	Single organization
55	Family Resources	Scott (IA)	Planning	NA (Not Mapped: Out of State Address)		8	Northwest	\$20,438	Single organization
56	Martin Luther King Communi	Rock Island	Service	606		8	Northwest	\$245,577	Collaborative
57	Perfectly Flawed Foundation	La Salle	Service	600		8	Northwest	\$91,069	Collaborative
58	Prairie State Legal Services	Winnebago	Service	588		8	Northwest	\$154,508	Single organization
59	United Way of Adams County	Adams	Planning	616		9	Northwest Central	\$25,000	Single organization
60	Peoria Public Schools	Peoria	Service	654		9	Northwest Central	\$858,669	Collaborative
61	Prairie State	Peoria	Service	647		9	Northwest Central	\$216,576	Single organization
62	Project Oz	McLean	Service	637		9	Northwest Central	\$201,344	Collaborative
63	Urban League Tri County	Peoria	Service	659		9	Northwest Central	\$440,747	Collaborative
64	City of Springfield	Sangamon	Planning	NA		10	Central	\$80,000	Collaborative
65	East Springfield Community	Sangamon	Planning	701		10	Central	\$80,899	Collaborative
66	East Springfield	Sangamon	Service	701		10	Central	\$728,093	Collaborative
67	IL Legal Aid Springfield	Sangamon	Service	NA		10	Central	\$32,874	Single organization
68	Land of Lincoln Legal Aid	St. Clair	Service	740		10	Central	\$114,918	Single organization
69	Macon County CASA	Macon	Service	678		10	Central	\$60,212	Single organization
70	Sherrod's Independent Ment	Macon	Service	NA		10	Central	\$100,387	Single organization
71	Springfield Urban League	Sangamon	Service	694		10	Central	\$419,702	Collaborative
72	Centralia	Jefferson	Planning	760		11	South Central	\$86,442	Collaborative
73	City of Madison Police Dept	Madison	Planning	717		11	South Central	\$92,291	Collaborative
74	Academic Development Instit	Logan	Service	665		11	South Central	\$830,000	Collaborative
75	United Way Greater St. Louis	St. Louis City (MO)	Service	NA (Not Mapped: Out of State Address)		11	South Central	\$829,240	Collaborative
76	City of Harrisburg	Saline	Planning	764		12	Southern	\$25,548	Single organization
77	Public Interest Initiative	Cook	Planning	NA	Loop	12	Southern	\$29,805	Single organization
78	Family Counseling Center	Pope	Service	NA		12	Southern	\$253,906	Single organization
79	Land of Lincoln Legal Aid	St. Clair	Service	740		12	Southern	\$57,640	Single organization
80	Lutheran Social Services	Williamson	Service	768		12	Southern	\$228,702	Single organization

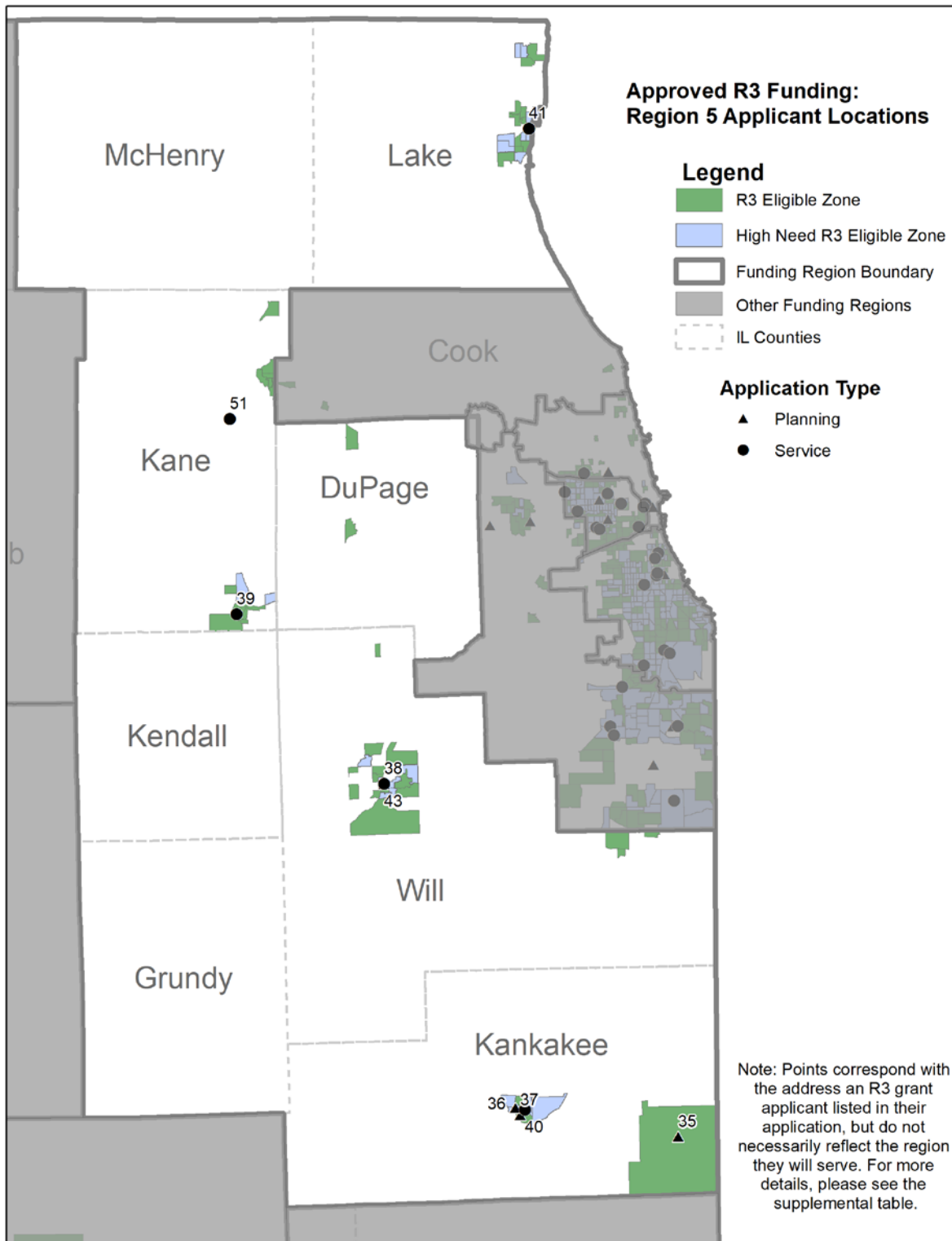
**Map 1: Approved Applicant Locations, Regions 1-3**



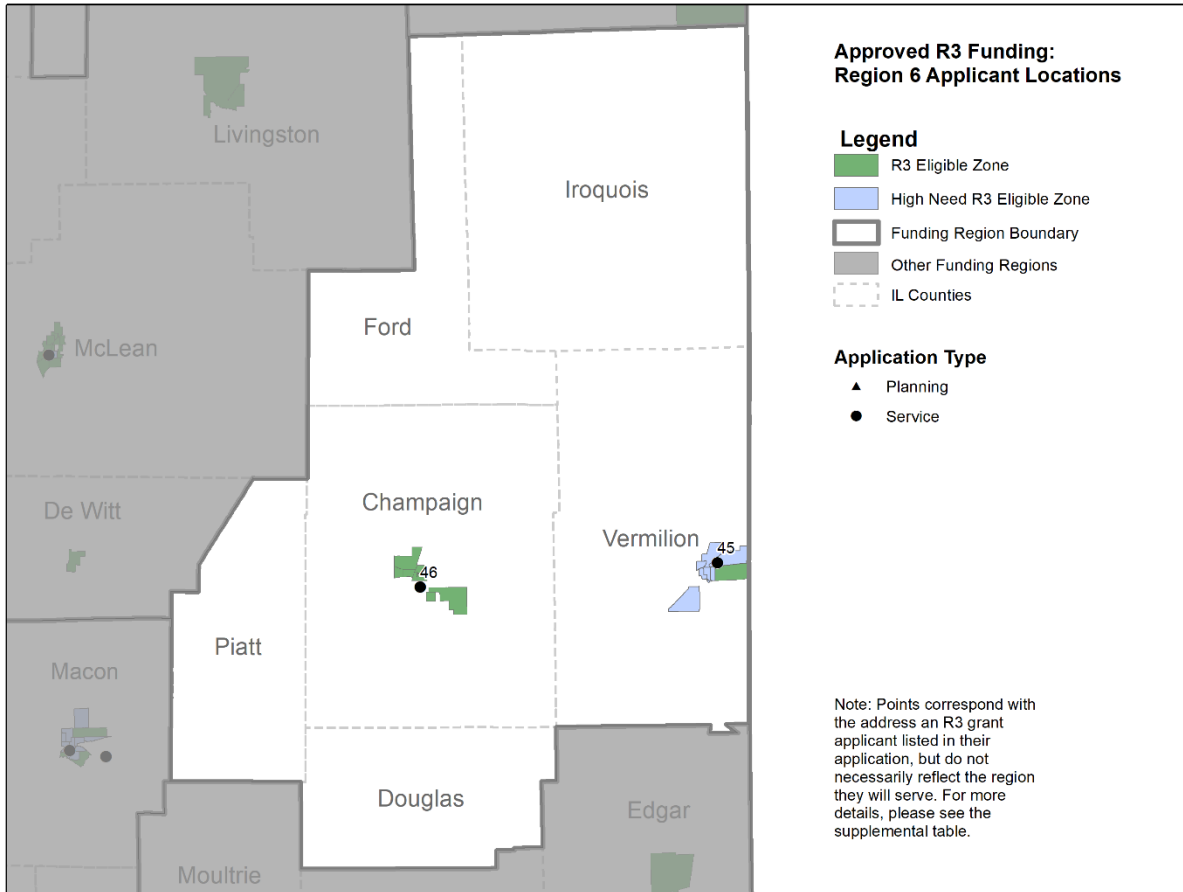
**Map 2: Approved Applicant Locations, Region 4**



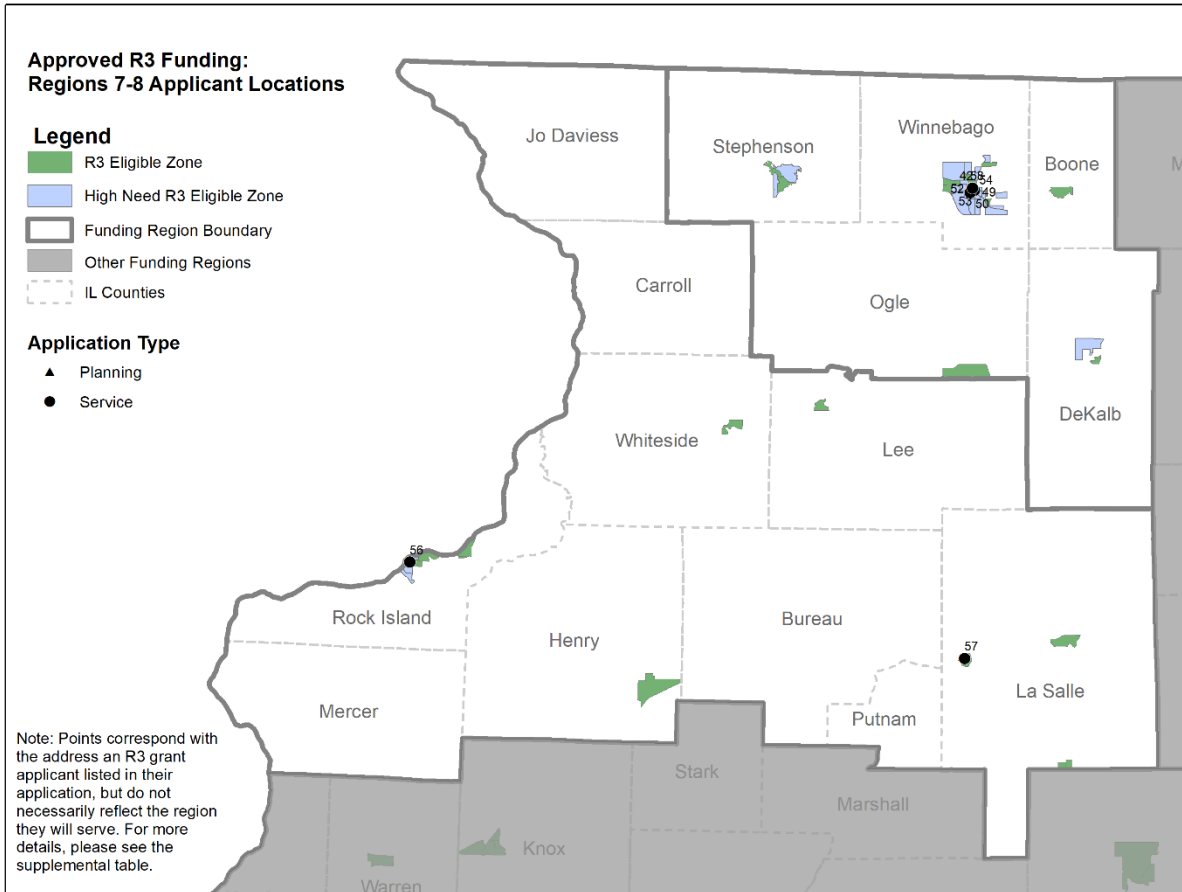
**Map 3: Approved Applicant Locations, Region 5**



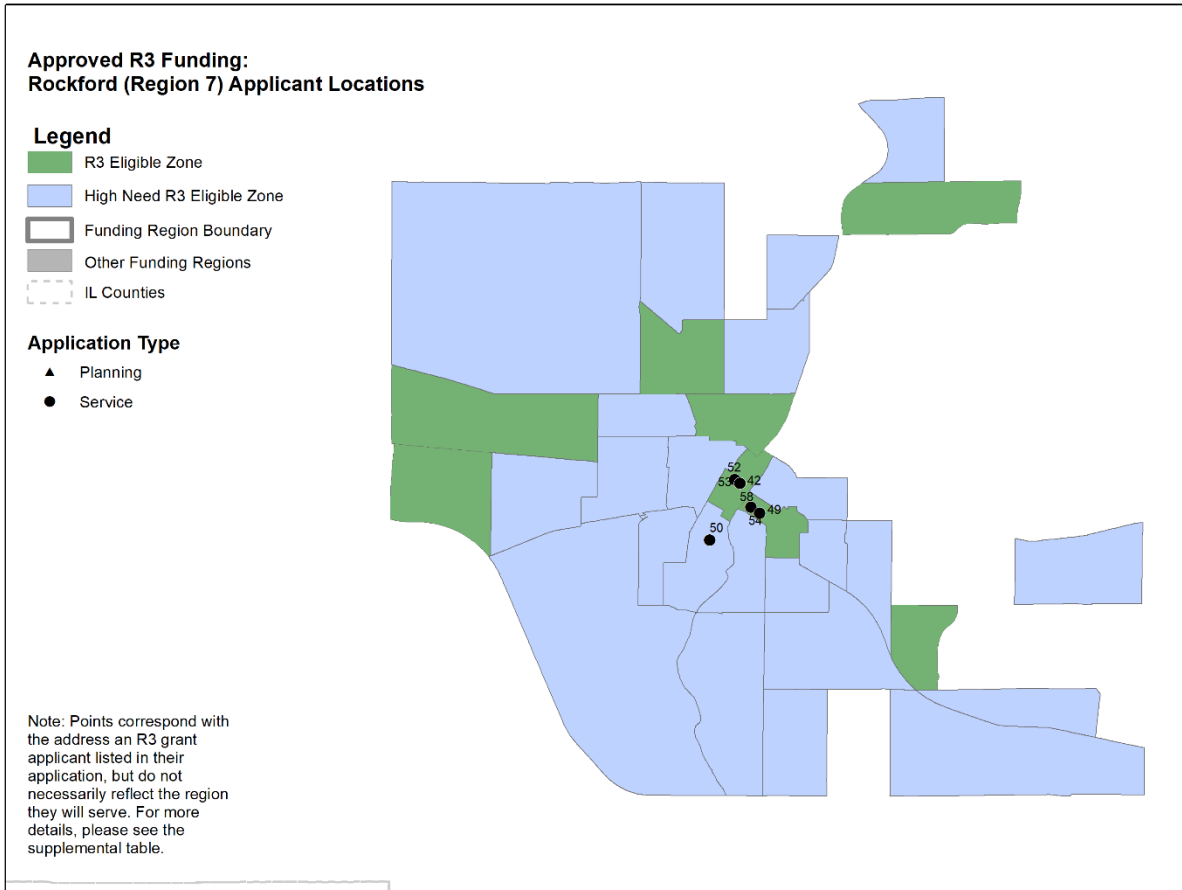
**Map 4: Approved Applicant Locations, Region 6**



**Map 5: Approved Applicant Locations, Regions 7-8**

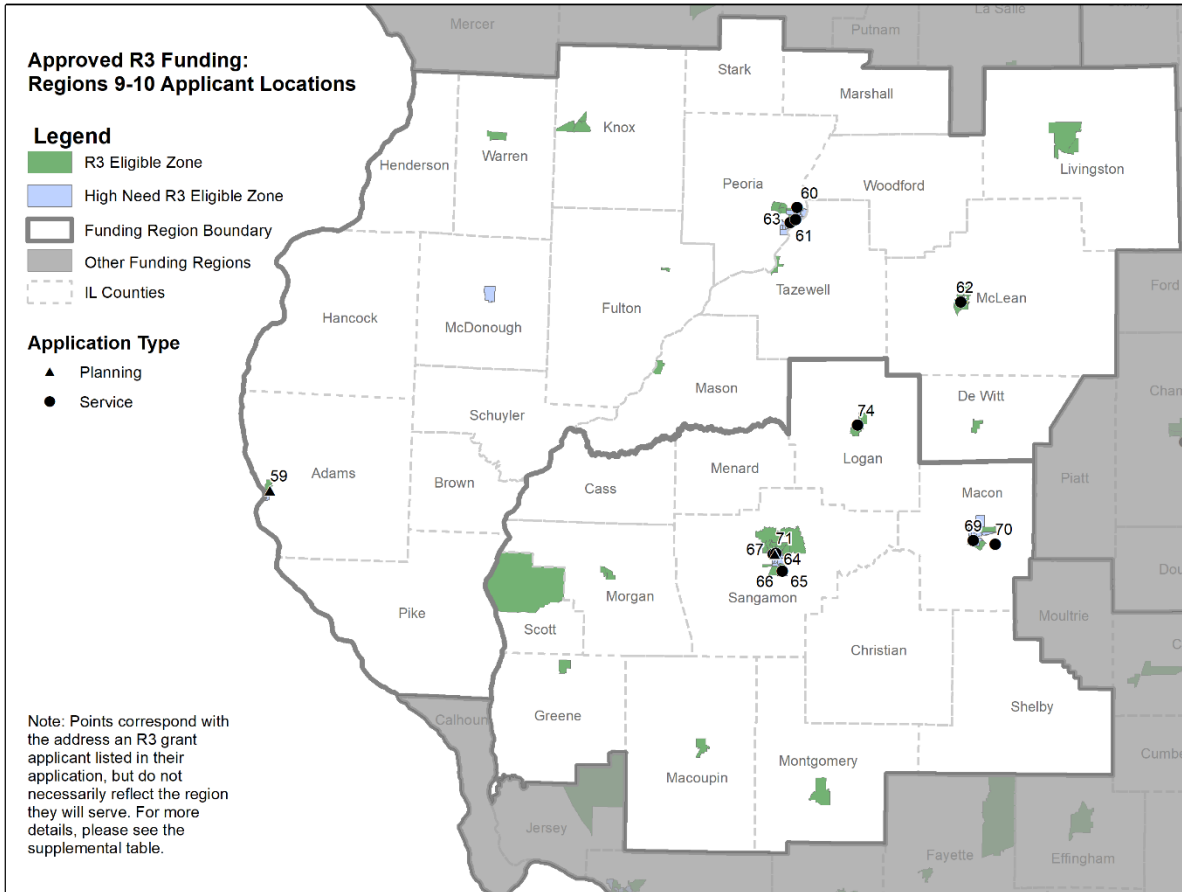


**Map 6: Approved Applicant Locations, Region 7, Rockford View**

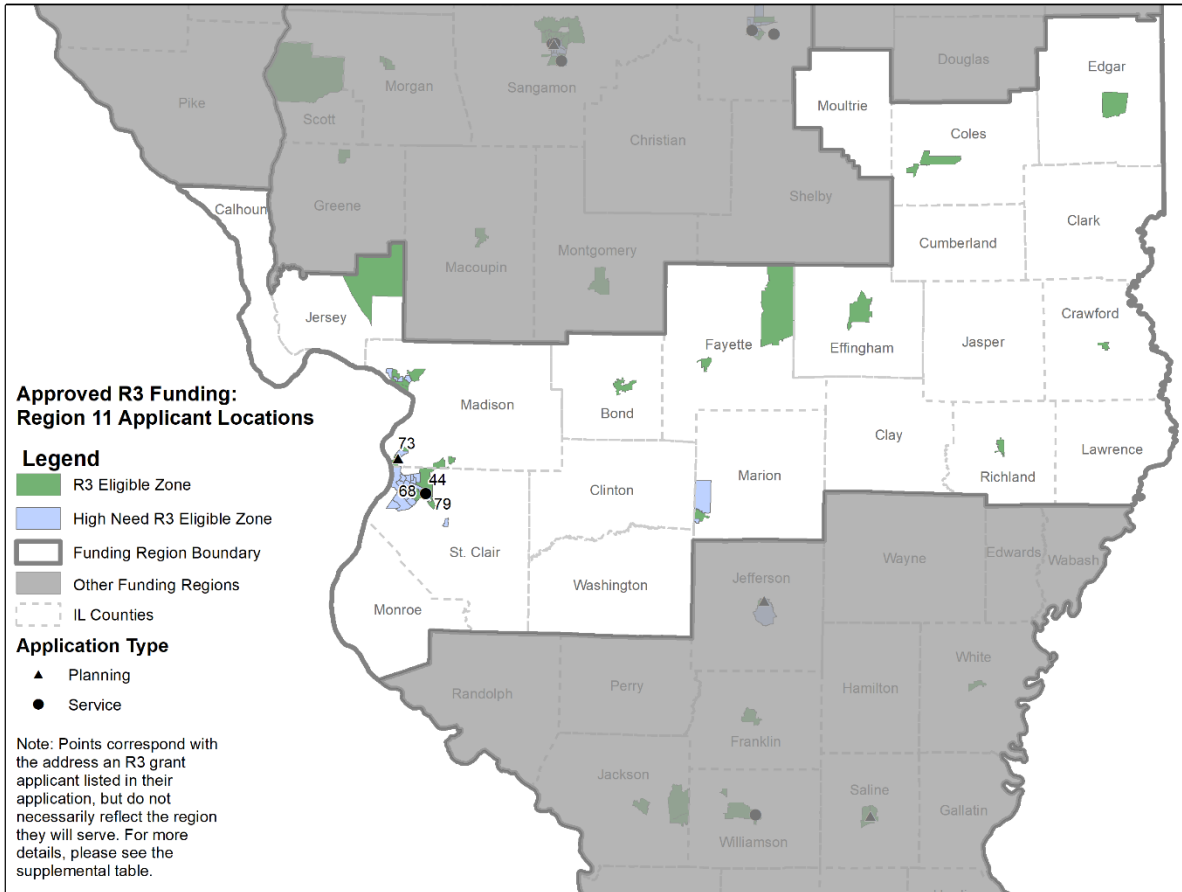




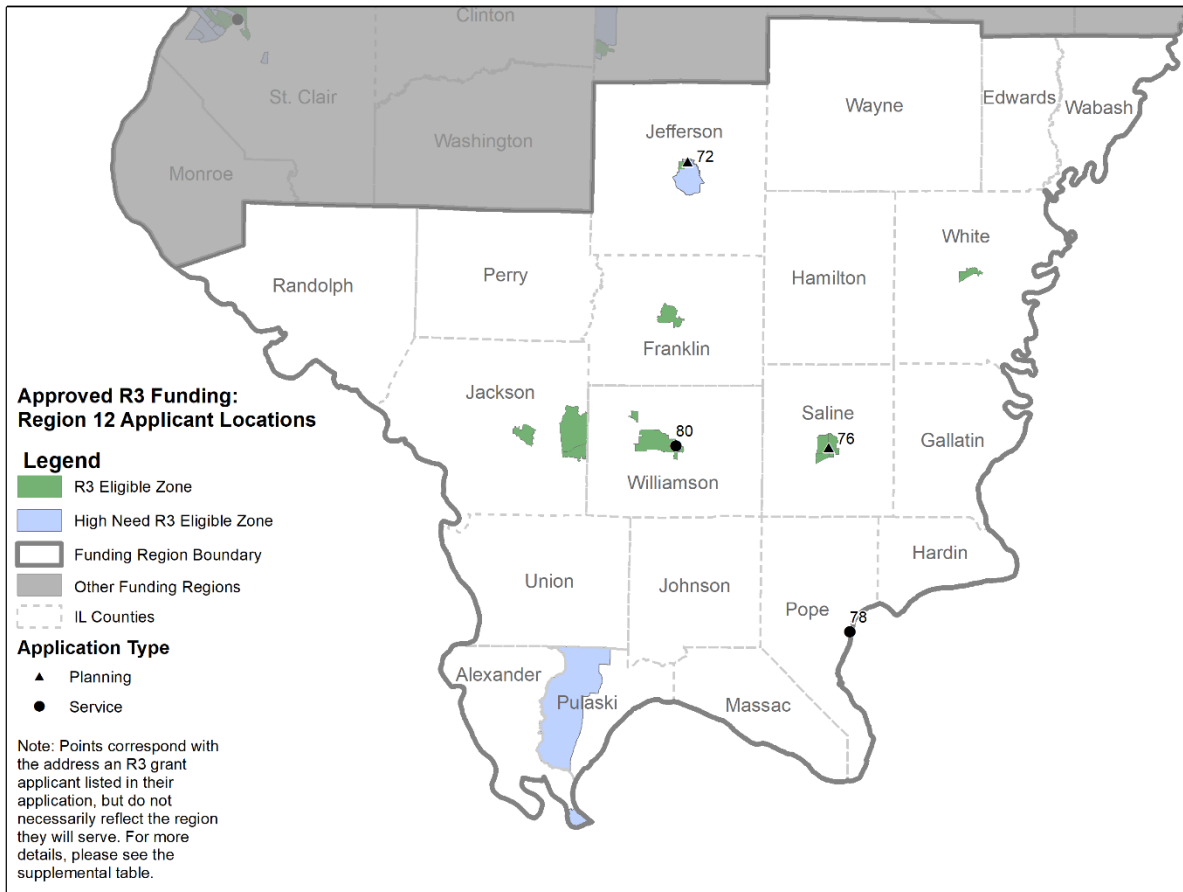
**Map 7: Approved Applicant Locations, Regions 9-10**



**Map 8: Approved Applicant Locations, Region 11**



**Map 9: Approved Applicant Locations, Region 12**

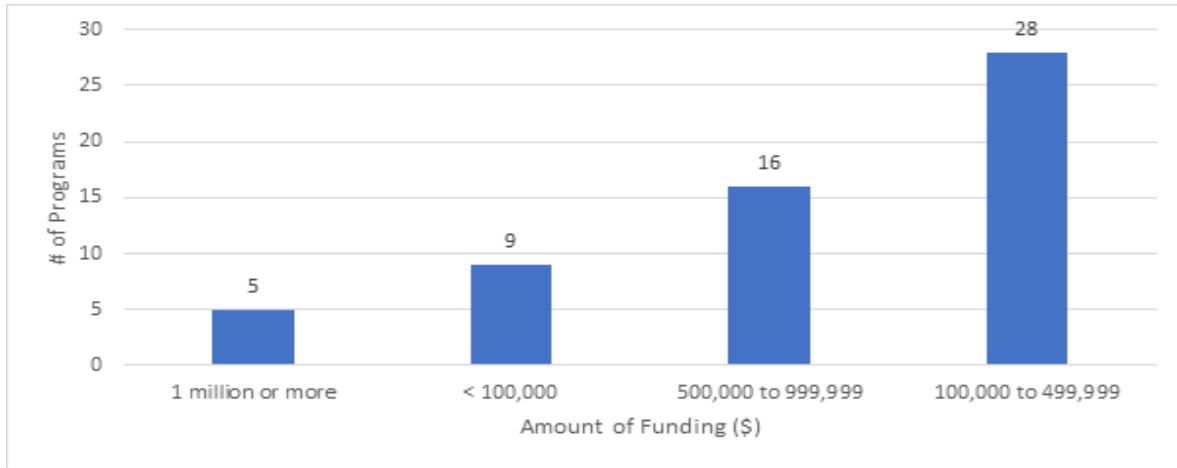


**Service Delivery Summary Data**

Presented below are initial highlights of the R3 programs that provide Service Delivery in R3 zones. Those services can include activities broadly defined as economic development, youth development, violence prevention, community reentry assistance, and civil legal aid.

- Number of programs: **58**
- Number of R3 zones served: **667**
- Average number of service zones per program: **21.7**
- Total population in service zones: **2,096,615**

**Figure 1. Service Delivery Program Totals by Award Amount**

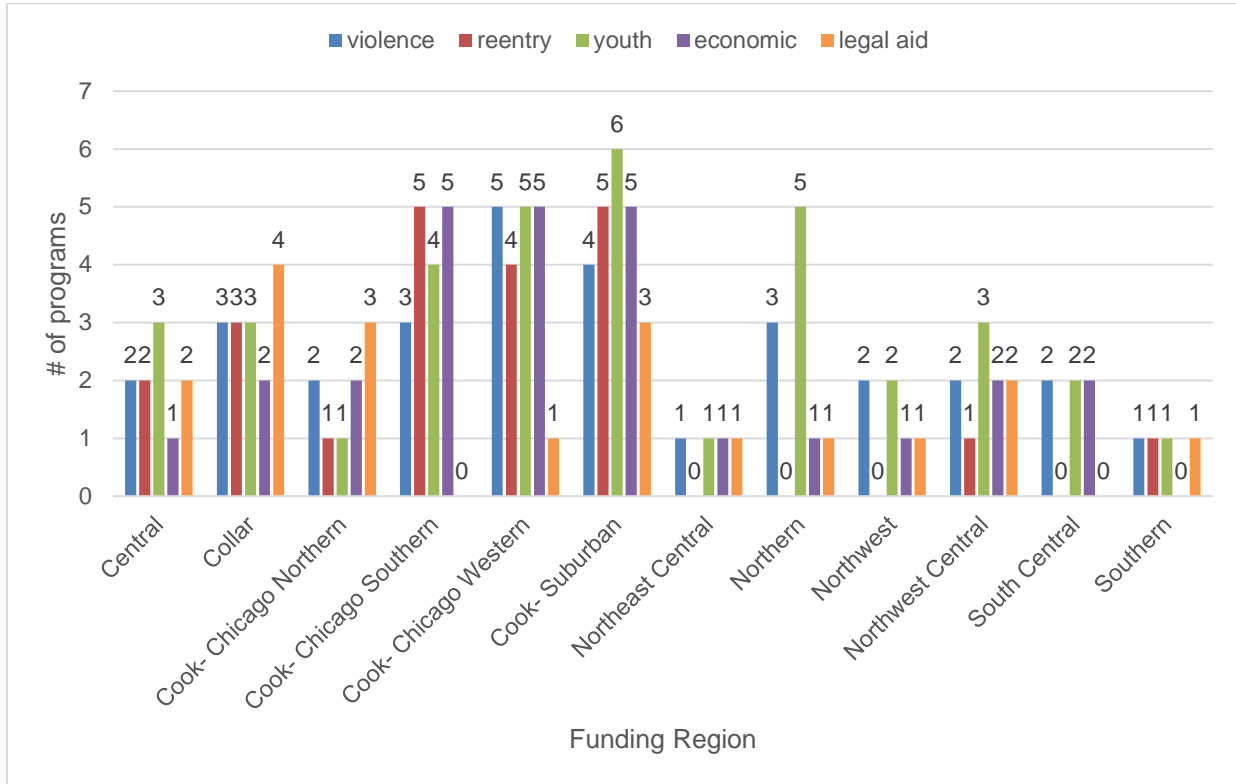


**Table 2. Total Number of Service Delivery Programs Funded by R3 Priority**

R3 Program Priorities	Program Total
Economic Development	27
Youth Development	36
Violence Prevention	30
Reentry Services	22
Civil Legal Aid	19

*Note: Some programs focus on more than one R3 priority.*

**Figure 2. Total Number of Programs Focused on Each R3 Priority, by Funding Region**

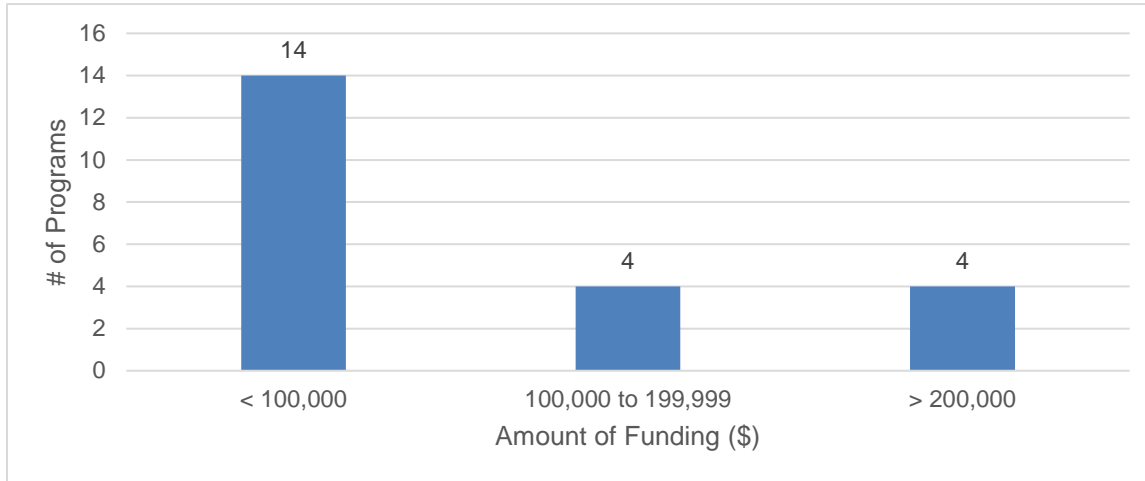


**Planning Summary Data**

Presented below are initial highlights of the R3-funded Planning and Assessment programs. These programs include activities broadly related to economic development, youth development, violence prevention, reentry assistance, and civil legal aid.

- Number of programs: **22**
- Number of R3 zones to be served: **232**
- Average number of R3 service zones per program: **11.5**
- Total population in proposed service zones: **629,162**

**Figure 3. Planning and Assessment Program Totals by Award Amount**



**Table 3. Total Number of Planning and Assessment Programs Funded by R3 Priority**

R3 Program Priorities	Number of Programs
Economic Development	13
Youth Development	11
Violence Prevention	11
Reentry Services	9
Civil Legal Aid	3
Unspecified	3

*Note: Some programs focus on more than one R3 priority.*

### **Performance Measure Data Submission**

Performance measures are gathered via quarterly reporting, with reports submitted by each program into a database. As of January 10, 2022, 49 of 58 Service Delivery grantees and 17 of 22 Assessment and Planning grantees successfully submitted a performance report into the electronic reporting database.