

Date: July 1, 2023

To: Honorable Members of the Illinois General Assembly

From: Marc D. Smith, Director, Illinois Department of Children and Family Services

Re: Data Governance and Organization to Support Equity and Racial Justice Act Section 20-15(a) Report

This report is issued pursuant to the provisions of Section 20-15(a) of the Data Governance and Organization to Support Equity and Racial Justice Act ("the Act") (20 ILCS 65/20-1). The Act requires the Illinois Department of Children and Family Services (the "Department") to report statistical data on the racial, ethnic, age, sex, disability status, sexual orientation, gender identity, and primary or preferred language demographics of program participants for each major program the Department administers.

Introduction

In the first Annual March Data Governance and Organization to Support Equity and Racial Justice Act Report, the Department identified the following "major programs" and corresponding participant populations for analysis:

- Parents and children who are subjects of an investigation by Child Protection Services;
- Parents and children directly served through open service cases with Permanency Services; and
- Parents and children directly served through open service cases with Intact Family Services.

For each major program identified in the Department's March 2022 report, this report will provide statistical data where available for each of the demographic dispositions enumerated in the Act: race, age, sex, disability status, sexual orientation, gender identity and primary or preferred language.

Change Management Efforts and Potential Challenges

Data collection for disability status, for children in the Permanency Services program is collected from the Illinois Department of Healthcare and Family Services ("HFS"). If parents are former children served by the Permanency Services program, their disability status is available in the archived record. A process for capturing the disability status for all parents in all major programs and children served in Child Protection Services and Intact Family Services program is planned for future development.

In June 2022, pursuant to Illinois Senate Bill 2133, the Department began the process of capturing gender identity and sexual orientation for children 12 years of age and older who are served by the Permanency Services program. A process for capturing gender identity and sexual orientation of parents in all programs and for children served in Child Protection Services and Intact Family Services program is planned for future development.

Methodology

The information contained in this report is based solely on the data reported to the Department provided by program participants and collected by programming personal for the various major programs. The data provided by program participants has not been audited for completeness and quality, therefore, no baseline for comparison has been established.

For the purpose of this report, program participants are defined as parents and children who are subjects of an investigation by Child Protection Services; parents and children directly served through open service cases with Permanency Services; and parents and children directly served through open service cases with Intact Family Services. The program participants count is the number of distinct individuals that have been identified as program participants regardless of demographic category.

The Department begins to capture the demographics of families during the initial contact of Child Protection Services and continues gathering information that guides the referral process to either Permanency Services or Intact Family Services. The information captured is stored in the SACWIS database. Demographic categories specific to gender identity and sexual orientation are not captured by SACWIS and will not be built into SACWIS. The Department is currently transitioning to the Comprehensive Child Welfare Information System (CCWIS), i.e., IllinoisConnect, over the next two years. Demographics not currently captured in SACWIS will be built into IllinoisConnect.

For the purpose of reporting, the statistical data below was pulled on June 13, 2023. The Department collects a wide number of primary languages spoken, many having very few, if any, participants. Specific to primary language, two additional categories have been added in this Report that include French and Sign Language. Additionally, data counts for disability status are very small for Child Protection Services. Disability status is not formally collected until a child enters the Permanency Services program.

Race and Ethnicity

The Act provides that the Department “shall use the same racial and ethnic classifications for each program.” 20 ILCS 65/20-15(a). The enumerated classifications are:

- (1) American Indian and Alaska Native alone.
- (2) Asian alone.
- (3) Black or African American alone.
- (4) Hispanic or Latino of any race.
- (5) Native Hawaiian and Other Pacific Islander alone.
- (6) White alone.
- (7) Some other race alone.
- (8) Two or more races.

The Department of Children and Family Services is required to comply with federal reporting requirements for children who are subjects of an investigation by Child Protection and parents and children directly served through open service cases with Permanency or Intact Family Services and classifications described below for this report may differ from the classifications listed in the legislation related to this report, although are consistent with current federal reporting requirements.

Ethnicity

All program participants for each program category are reported.

Age

All program participants for each program category are reported.

Sex

All program participants for each program category are reported.

Disability Status

The Department currently collects disability status data from HFS for children in care and can regain access to information for former children in care who are now parents in the Permanency Services program. The data counts, however, do not capture all parents in all major programs or children served in Child Protection Services and Intact Family Services program.

Sexual Orientation

The Department collected sexual orientation data from May 18, 2022, until September 30, 2022, for children in Permanency Services. Data collection relies on caseworkers as intermediaries to distribute the survey to youth aged 12 and older. Due to a small percentage of youth responses (14%), and the anonymous nature of the surveys, the data cannot be populated in SACWIS. Additionally, development of confidentiality measures is in process to ensure participant's information is protected and viewable only by the assigned staff. A process for data collection of children in Child Protection and Intact Family Services, and parents in all program categories is planned for future development.

Gender Identity

The Department collected gender identity data from May 18, 2022, until September 30, 2022, for children in Permanency Services. Data collection relies on caseworkers as intermediaries to distribute the survey to youth aged 12 and older. Due to a small percentage of youth responses (14%), and the anonymous nature of the surveys, the data cannot be populated in SACWIS. Additionally, development of confidentiality measures is in process to ensure participant's information is protected and viewable only by the assigned staff. A process for data collection of children in Child Protection and Intact Family Services, and parents in all program categories is planned for future development.

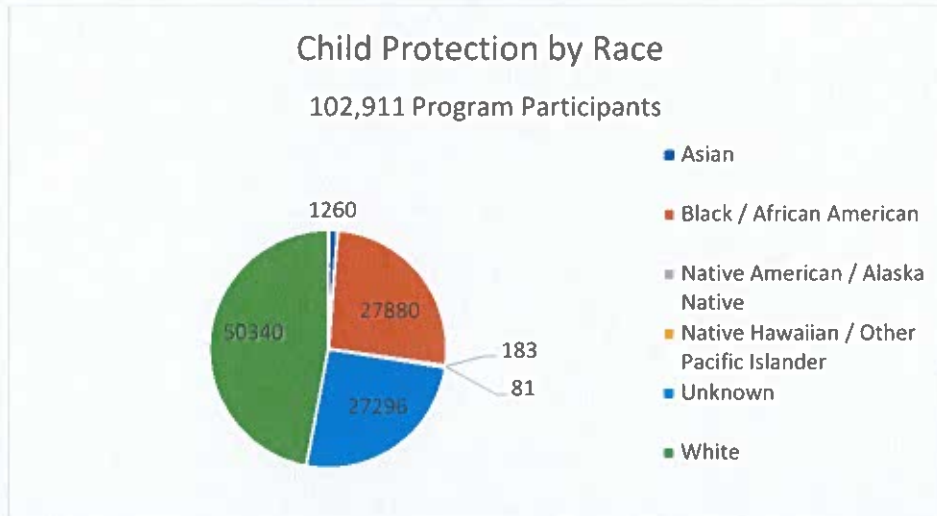
Primary or Preferred Language

All program participants for each program category are reported.

Statistical Data

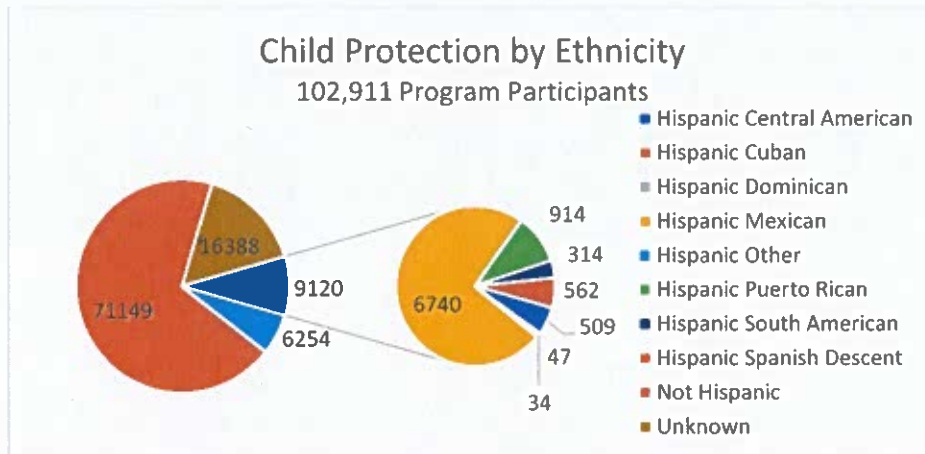
1. Child Protection Services

Race



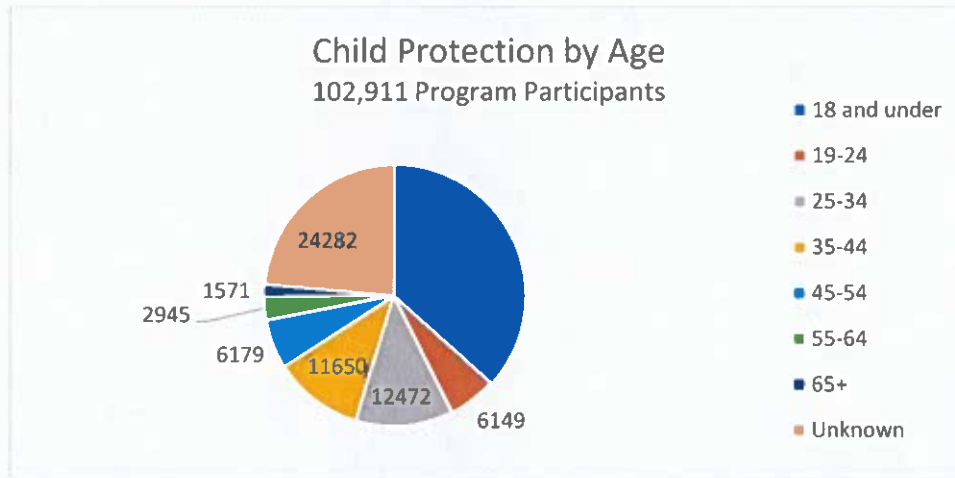
Program Participants	American Indian/Alaska Native	Asian/Asian American	African American/Black	Native Hawaiian and Other Pacific Islander	Middle Eastern /North African	White/European American	Some Other Race Alone	Two or More Races	No Race Specified
102911	183 .18%	1260 1.2%	27880 27.1%	81 .08%		50340 49%		4279 4.2%	27296 26.5%

Ethnicity



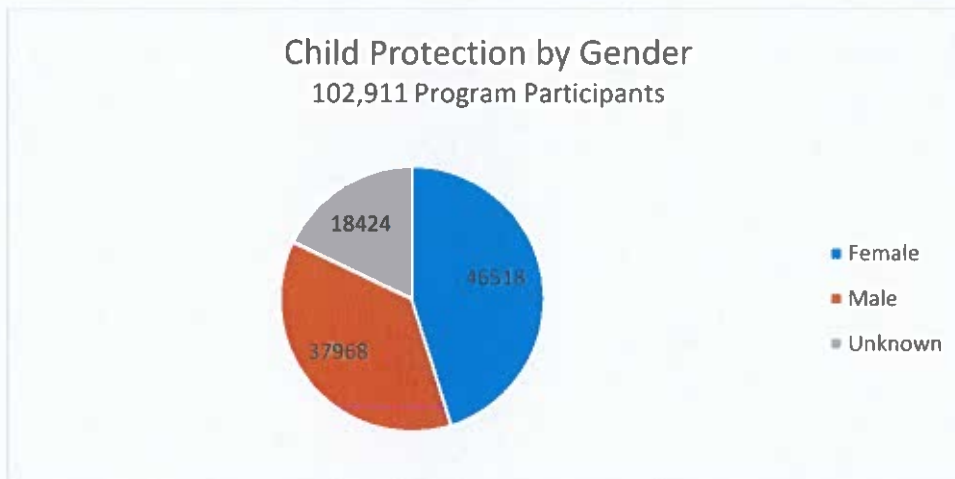
Program Participants	Latina/Latino Latinx/Hispanic	Mexico	Puerto Rico	Cuba	Dominican Republic	Central America	South America	Spanish Descent	Other	Unknown
102911	14581 14.2%	6740 6.5%	914 .89%	47 .05%	34 .03%	509 .50%	314 .31%	562 .55%	6254 6.1%	16388 16%

Age



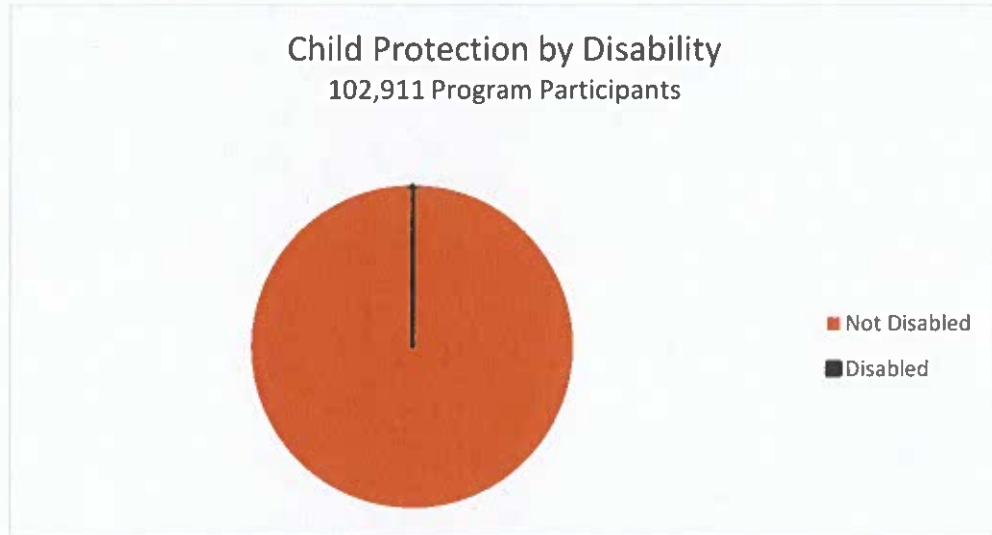
Program Participants	18 and under	19-24	25-34	35-44	45-54	55-64	65+	Unknown
102911	37663	6149	12472	11650	6179	2945	1571	24282
	37%	6.0%	12%	11%	6.0%	2.9%	1.5%	24%

Sex



Program Participants	Female	Male	Other	Missing or Unknown
102911	46518	37968	0	18424
	45%	37%		18%

Disability Status



Program Participants	Disabled
102911	X

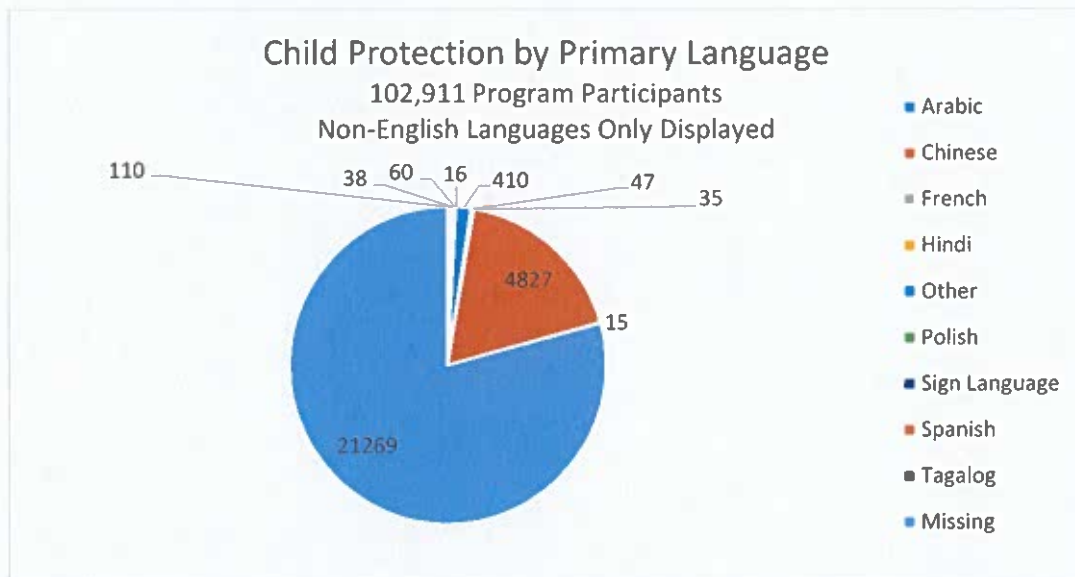
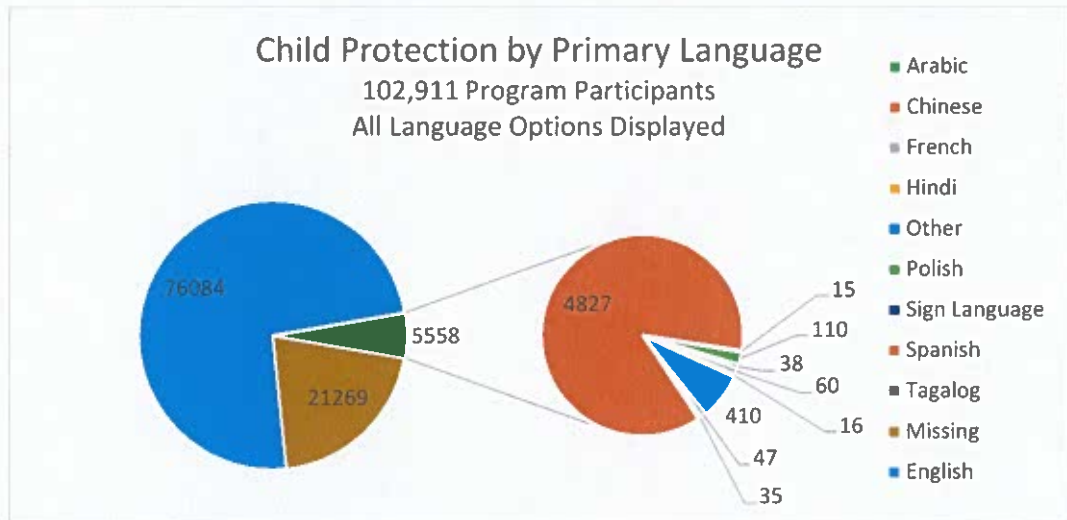
Sexual Orientation

No Data Available

Gender Identity

No Data Available

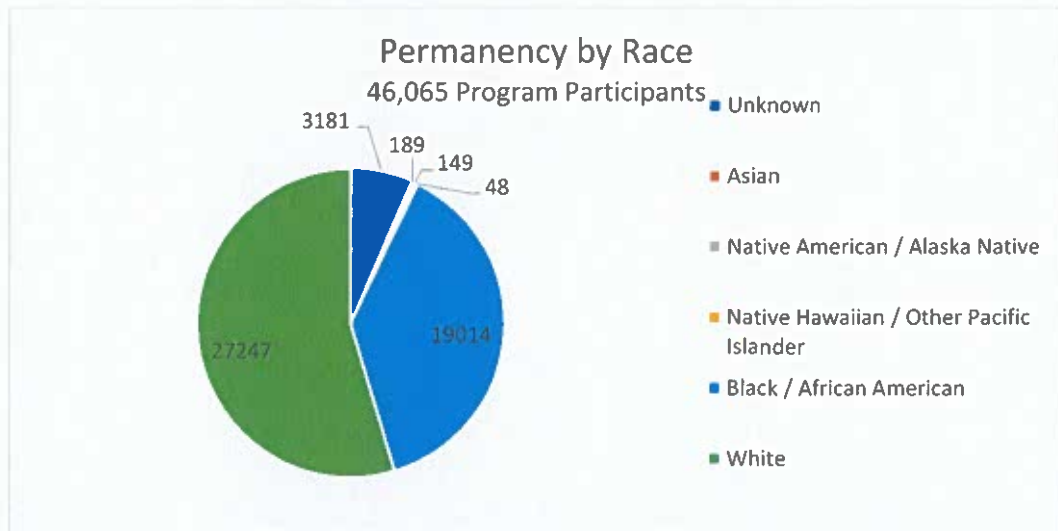
Primary or Preferred Language



Program Participants	English	Non- English Primary Language	Spanish	Polish	Chinese (including Mandarin, Cantonese)	Tagalog (including Filipino)	Hindi	Arabic	French	Sign	Other	Missing
102911	76084	5558	4827	47	38	15	16	110	60	35	410	21269
	73.9%	5.4%	4.7%	.05%	.04%	.01%	.02%	.11%	.06%	.03%	.40%	20.7%

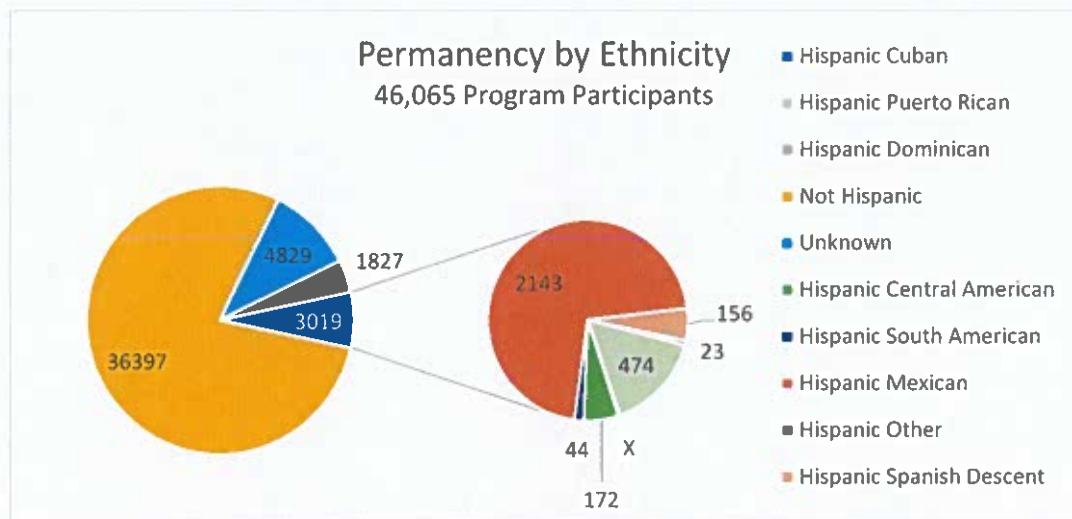
2. Permanency Services

Race



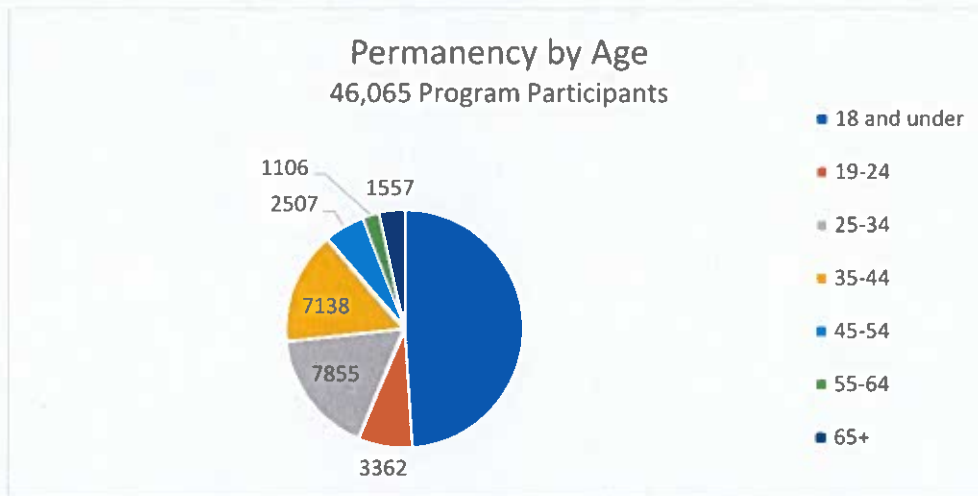
Program Participants	American Indian/Alaska Native	Asian/Asian American	African American/Black	Native Hawaiian and Other Pacific Islander	Middle Eastern/North African	White/European American	Some Other Race Alone	Two or More Races	No Race Specified
46065	149	189	19014	48		27247		3784	3181
	.32%	.41%	41%	.10%		59%		8.2%	6.9%

Ethnicity



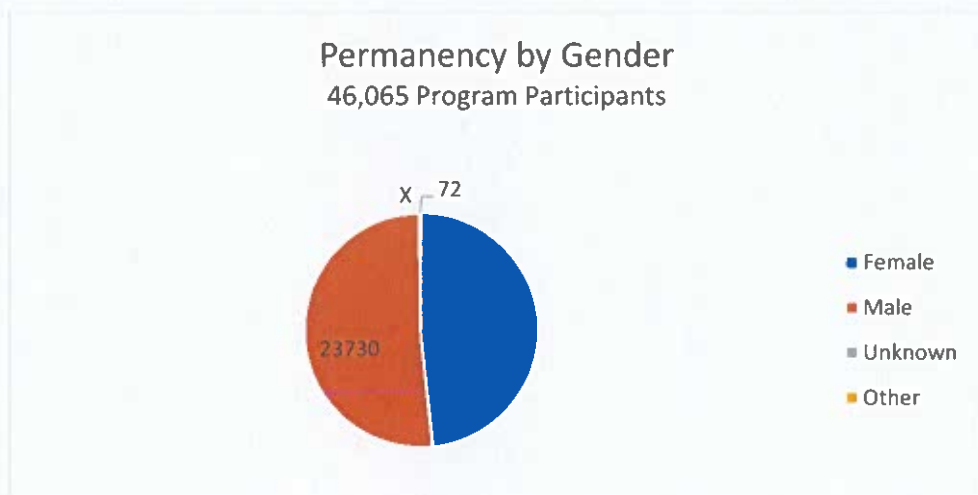
Program Participants	Latina/Latino Latinx/Hispanic	Mexico	Puerto Rico	Cuba	Dominican Republic	Central America	South America	Spanish Descent	Other	Unknown
46065	4839	2143	474	23	X	172	44	156	1827	4829
	10.5%	4.7%	1.02%	.05%		.37%	.1%	.34%	4%	10%

Age



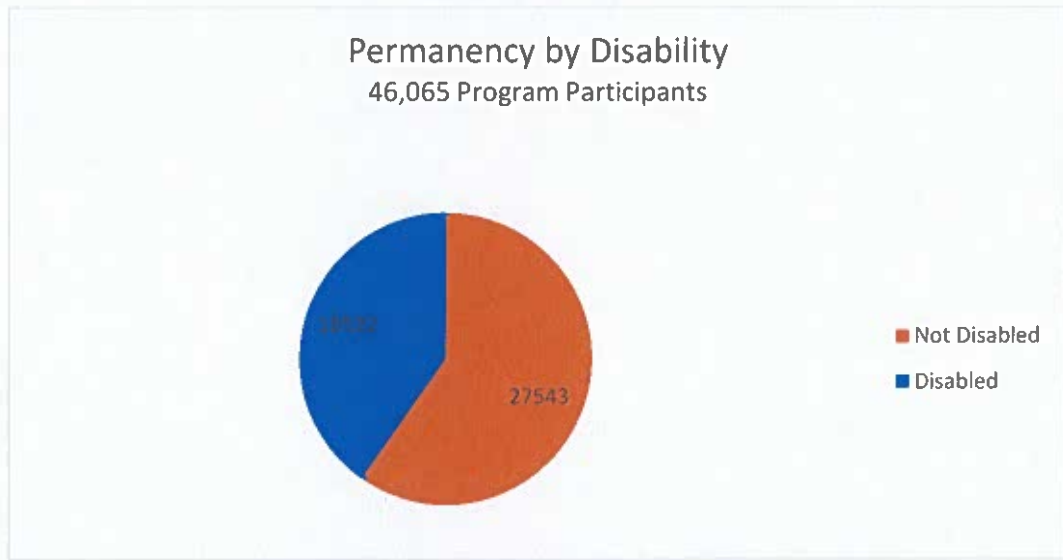
Program Participants	18 and under	19-24	25-34	35-44	45-54	55-64	65+	Unknown
46065	22540	3362	7855	7138	2507	1106	1557	0
	49%	7.3%	17%	15.5%	5.4%	2.4%	3.9%	

Sex



Program Participants	Female	Male	Other	Missing or Unknown
46065	22253	23730	72	X
	48%	51%	.16%	

Disability Status



Program Participants	Disabled
46065	18522
	40%

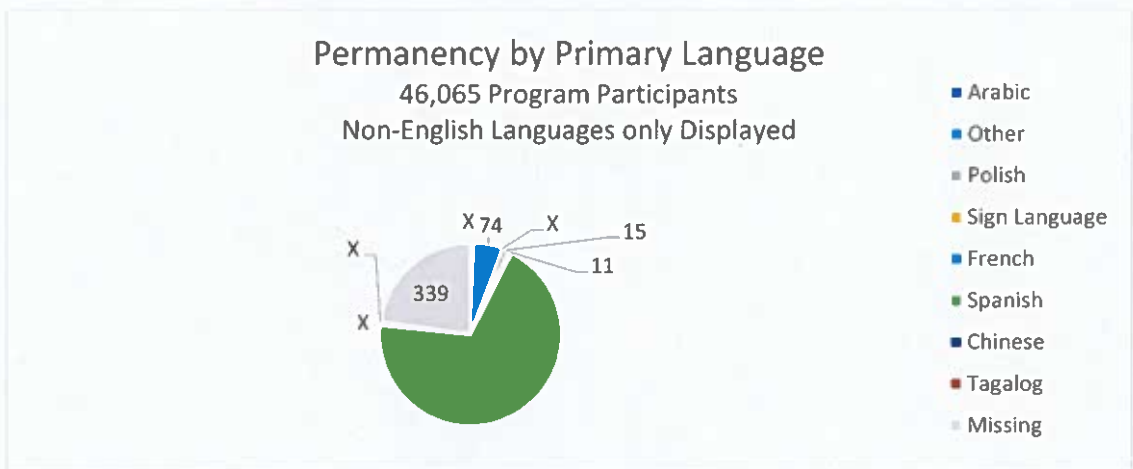
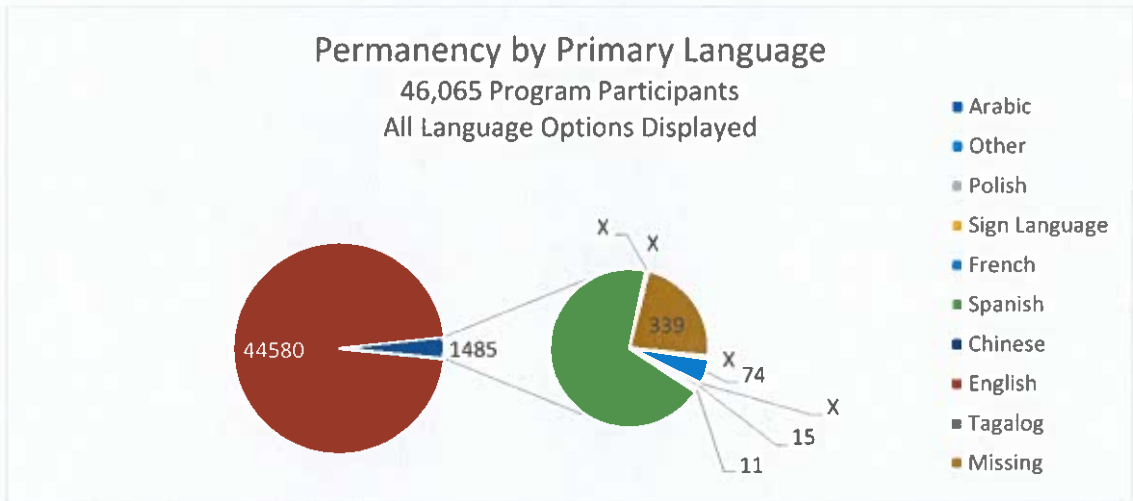
Sexual Orientation

No Data Available

Gender Identity

No Data Available

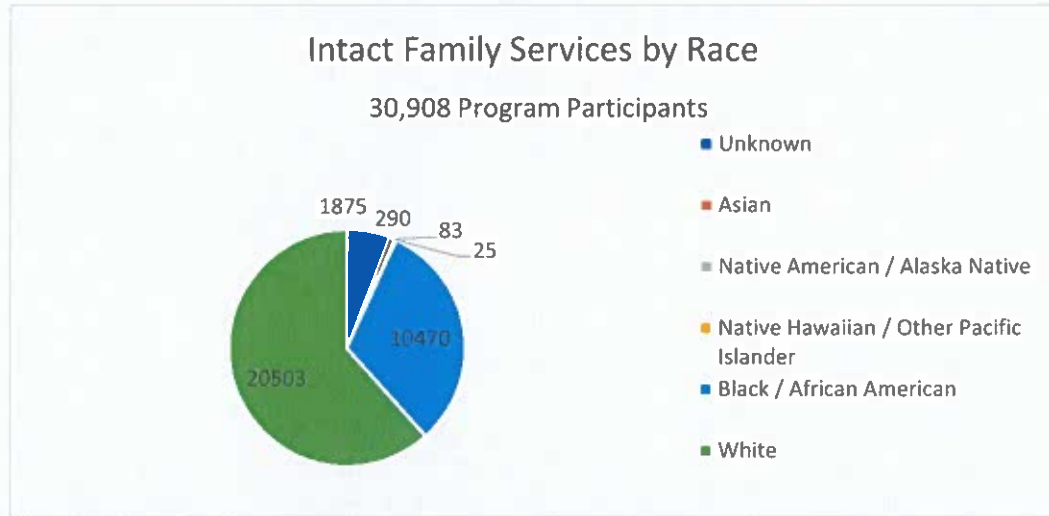
Primary or Preferred Language



Program Participants	English	Non- English Primary Language	Spanish	Polish	Chinese (including Mandarin, Cantonese)	Tagalog (including Filipino)	Hindi	Arabic	French	Sign	Other	Missing
46065	44580	1146	1025	X	X	X	0	X	11	15	74	339
	97%	2.5%	2.2%						.02%	.03%	.16%	.74%

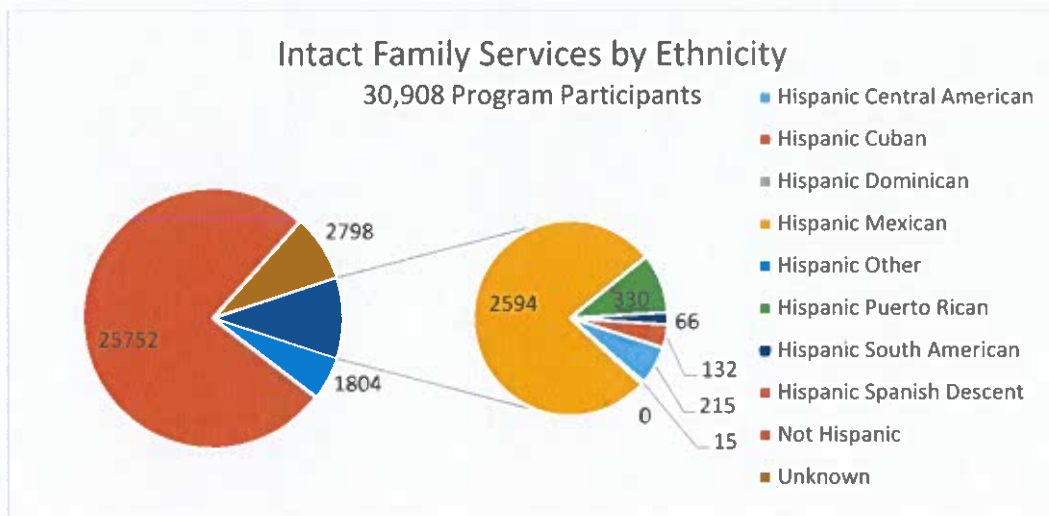
3. Intact Family Services

Race



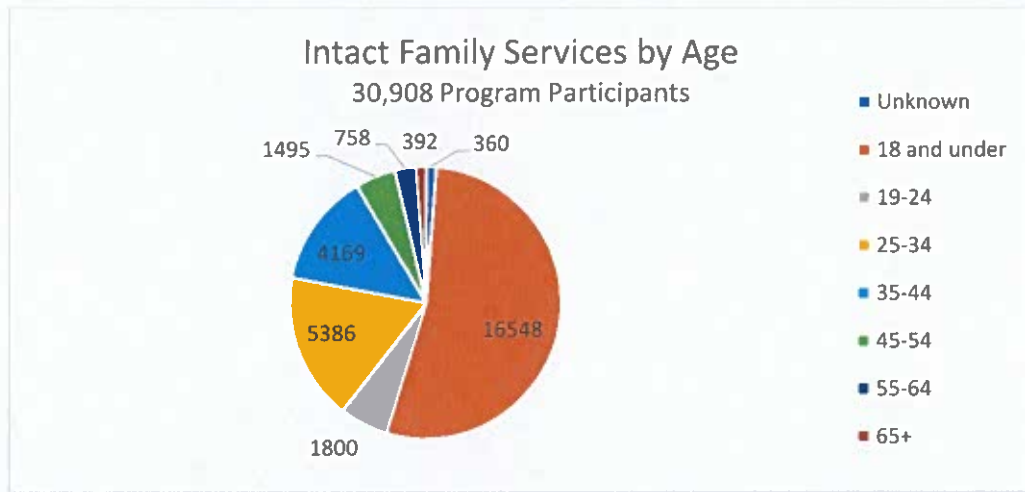
Program Participants	American Indian/Alaska Native	Asian/Asian American	African American/Black	Native Hawaiian and Other Pacific Islander	Middle Eastern/North African	White/European American	Some Other Race Alone	Two or More Races	No Race Specified
30908	83 .27%	290 .94%	10470 34%	25 .08%		20503 66%		2371 7.7%	1875 6.1%

Ethnicity



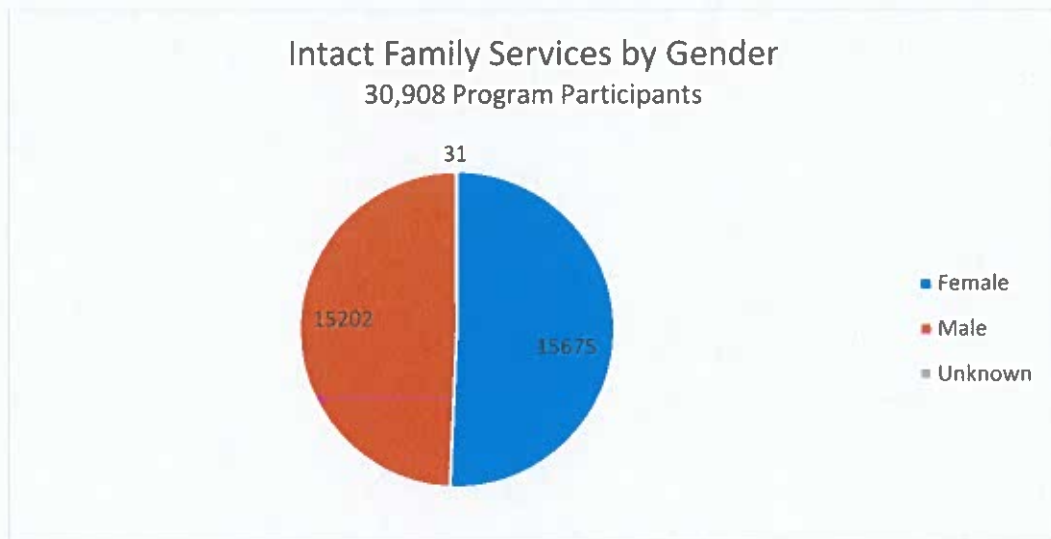
Program Participants	Latina/Latino Latinx/Hispanic	Mexico	Puerto Rico	Cuba	Dominican Republic	Central America	South America	Spanish Descent	Other	Unknown
30908	5156 16.7%	2594 8.4%	330 1.06%	15 .05%	X	215 .69%	66 .21%	132 .43%	1804 5.8%	2798 9%

Age



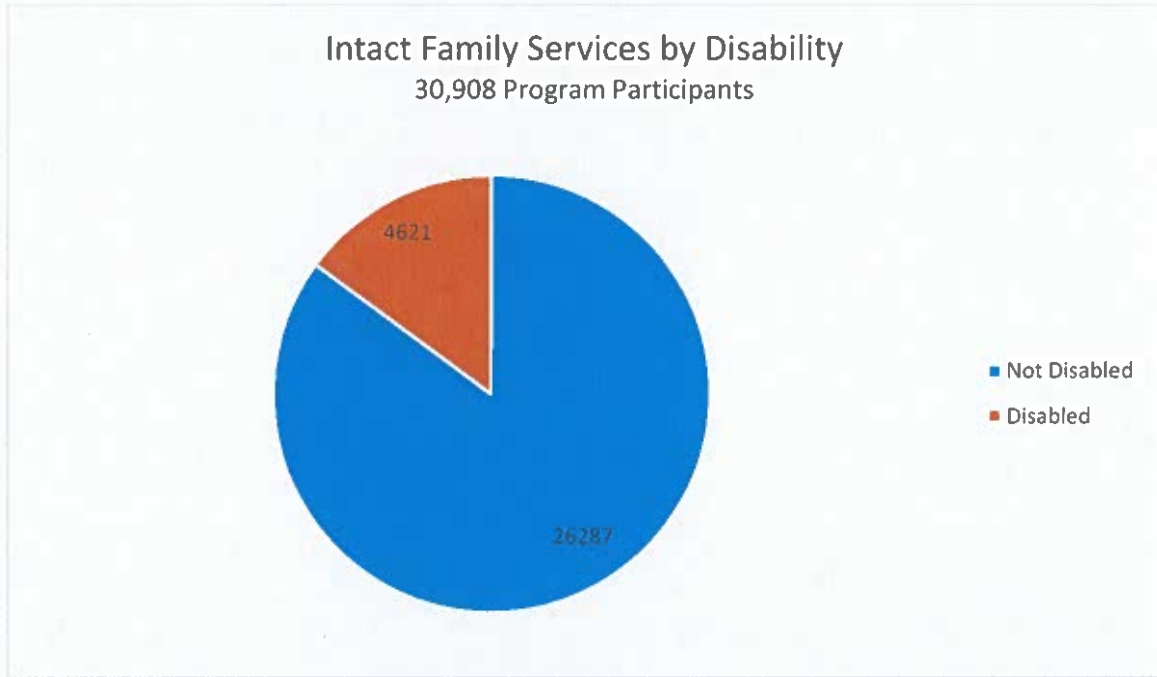
Program Participants	18 and under	19-24	25-34	35-44	45-54	55-64	65+	Unknown
30908	22540	3362	7855	7138	2507	1106	1557	0
	73%	10.9%	25.4%	23.1%	8.1%	3.6%	5.0%	

Sex



Program Participants	Female	Male	Other	Missing or Unknown
30908	15675	15202	0	31
	50.7%	49%		.10%

Disability Status



Program Participants	Disabled
30908	4621
	15%

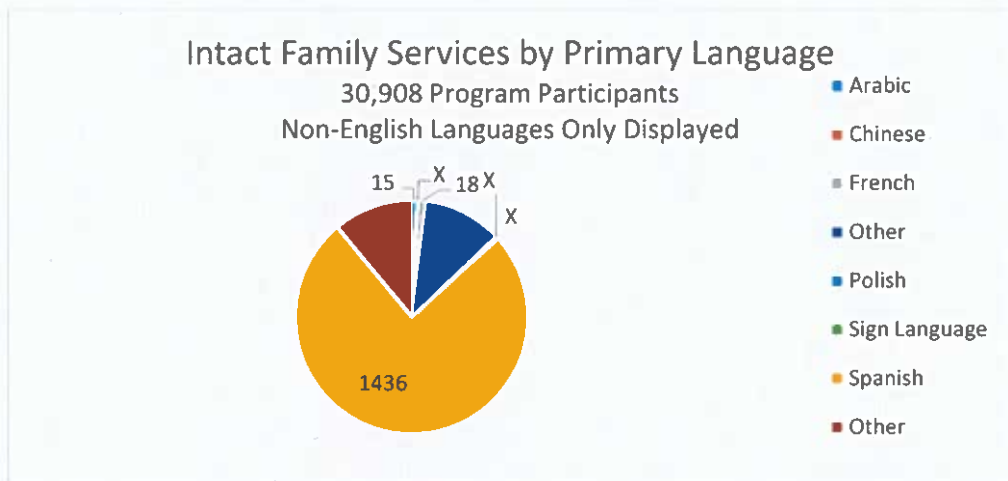
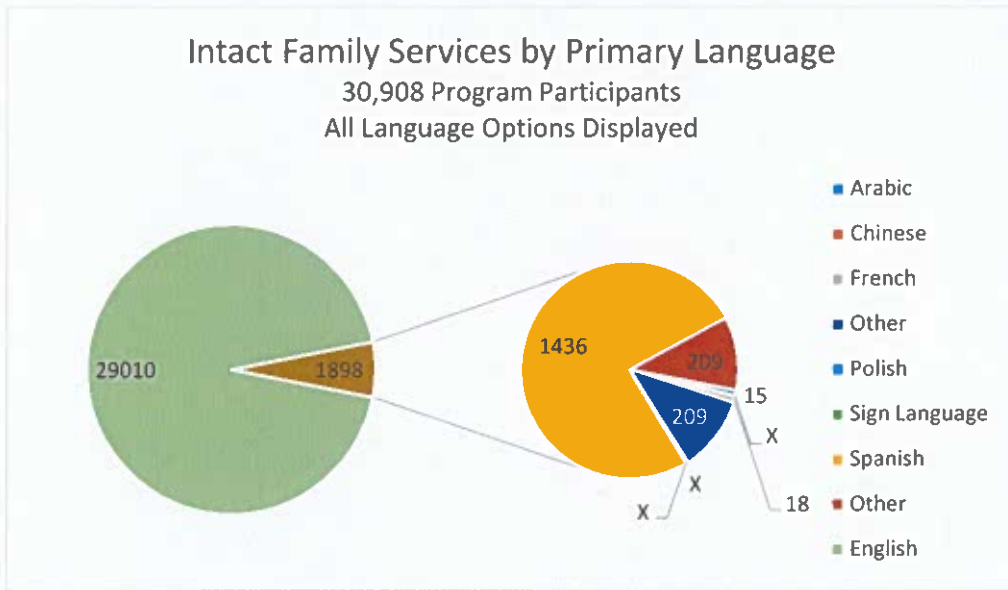
Sexual Orientation

No Data Available

Gender Identity

No Data Available

Primary or Preferred Language



Program Participants	English	Non- English Primary Language	Spanish	Polish	Chinese (including Mandarin, Cantonese)	Tagalog (including Filipino)	Hindi	Arabic	French	Sign	Other	Missing
30908	29219	1689	1436	X	X	0	0	15	18	X	209	0
	94%	5.5%	4.6%					.05%	.06%		.68%	

Conclusion

This report is transmitted on behalf of Director Marc D. Smith. For additional copies of this report or more specific information, please contact Dagené Z. Brown, Director, Racial Equity Practice, dagene.brown@illinois.gov, 312.328.2553.

Very Sincerely and Respectfully,



Marc D. Smith
Director
Illinois Department of Children and Family Services