

**ANNUAL REPORT ON CABLE AND VIDEO SERVICE DEPLOYMENT BY
PROVIDERS GRANTED STATE-ISSUED CABLE AND
VIDEO SERVICE AUTHORIZATION
Submitted to the Illinois General Assembly
Pursuant to Section 21-1101 (K) of the
Illinois Public Utilities Act**



Illinois Commerce Commission

www.icc.illinois.gov

June 2018



ILLINOIS COMMERCE COMMISSION

June 14, 2018

The Honorable Members of the Illinois General Assembly
State House
Springfield, Illinois

Dear Honorable Members of the Illinois General Assembly:

Pursuant to Section 21-1101(k) of the Illinois Public Utilities Act, the Illinois Commerce Commission submits the attached Annual Report on Cable and Video Service Deployment by Providers Granted State-Issued Cable and Video Service Authorization.

The Cable and Video Competition Law of 2007 directs the ICC to submit to the General Assembly a report containing year-end data collected from holders of State-issued video and cable services authorizations. The law requires holders of State-issued video and cable services authorizations to meet certain deployment benchmarks by set dates after they receive state authorization. These dates and deployment benchmarks vary according to the providers' number of telecommunications access lines in the State.

Sincerely,

A handwritten signature in blue ink, appearing to read "Brien J. Sheahan".

Brien J. Sheahan
Chairman

Introduction

The Cable and Video Competition Law of 2007¹ (“Cable and Video Law”) directs holders of State-issued video and cable services authorizations to annually report to the Illinois Commerce Commission (“Commission”) cable and video service deployment information. Section 21-1101(j) of the Cable and Video Law² states:

- (j) Every holder of a State-issued authorization, no later than April 1, 2009, and annually no later than April 1 thereafter, shall report to the Commission for each of the service areas as described in subsections (c) and (d) of this Section in which it provides access to its video service in the State, the following information:
 - (1) Cable service and video service information:
 - (A) The number of households in the holder’s telecommunications service area within each designated market area as described in subsection (c) of this Section or exchange or local unit of government as described in subsection (d) of this Section in which it offers video service.
 - (B) The number of households in the holder’s telecommunications service area within each designated market area as described in subsection (c) of this Section or exchange or local unit of government as described in subsection (d) of this Section that are offered access to video service by the holder.
 - (C) The number of households in the holder’s telecommunications service area in the State.
 - (D) The number of households in the holder’s telecommunications service area in the State that are offered access to video service by the holder.
 - (2) Low-income household information:
 - (A) The number of low-income households in the holder’s telecommunications service area within each designated

¹ 220 ILCS 5/21-100, et seq.

² 220 ILCS 5/21-1101(j).

market area as described in subsection (c) of this Section, as further identified in terms of exchanges, or exchange or local unit of government as described in subsection (d) of this Section in which it offers video service.

- (B) The number of low-income households in the holder's telecommunications service area within each designated market area as described in subsection (c) of this Section, as further identified in terms of exchanges, or exchange or local unit of government as described in subsection (d) of this Section in the State that are offered access to video service by the holder.
- (C) The number of low-income households in the holder's telecommunications service area in the State.
- (D) The number of low-income households in the holder's telecommunications service area in the State that are offered access to video service by the holder.³

Once the holder of a State-issued authorization has satisfied the build-out requirements of Section 21-1101(c),⁴ the holder is required to annually report relative to Section 21-1101(j-5), as follows:

³ The Cable and Video Law defines a "Local unit of government" as "a city, village, incorporated town, or a county," defines "a Telecommunications service area" as "the area designated by the Commission as the area in which a telecommunications company was obligated to provide non-competitive local telephone service as of February 8, 1996 as incorporated into Section 13-202.5 of this Act," and defines a "Designated market area" as "a designated market area, as determined by Nielsen Media Research and published in the 1999-2000 Nielsen Station Index Directory and Nielsen Station Index United States Television Household Estimates or any successor publication. For any designated market area that crosses State lines, only households in the portion of the designated market area that is located within the holder's telecommunications service area in the State where access to video service will be offered shall be considered." 220 ILCS 5/21-201. The Cable and Video Law refers to the Telecommunications Article of the Public Utilities Act for the definition of exchange, where exchange is defined as "a geographical area for the administration of telecommunications services, established and described by the tariff of a telecommunications carrier providing local exchange telecommunications service, and consisting of one or more contiguous central offices, together with associated facilities used in providing such local exchange telecommunications service. To the extent practicable, a municipality, city, or village shall not be located in more than one exchange unless the municipality, city, or village is located in more than one exchange through annexation that occurs after the establishment of the exchange boundary." 220 ILCS 5/ 21-201 and 220 ILCS 5/13-206.

⁴ Section 21-1101(c) addresses holders using telecommunications facilities and having over 1,000,000 access lines. Within 3 years, such holders shall provide cable or video service to at least 35% of the households within 3 designated service areas. Within 5 years, such holders shall provide cable or video service to at least 50% of the households within the 3 designated service areas. Section 21-1101(c) holders

- (1) Cable service and video service information:
 - (A) The number of households in the holder's telecommunications service area within each designated market area in which it offers cable service or video service.
 - (B) The number of households in the holder's telecommunications service area within each designated market area that are offered access to cable service or video service by the holder.
 - (C) The number of households in the holder's telecommunications service area in the State.
 - (D) The number of households in the holder's telecommunications service area in the State that are offered access to cable service or video service by the holder.
 - (E) The exchanges or local units of government in which the holder added cable service or video service in the prior year.
- (2) Low-income household information:
 - (A) The number of low-income households in the holder's telecommunications service area within each designated market area in which it offers video service.
 - (B) The number of low-income households in the holder's telecommunications service area within each designated market area that are offered access to video service by the holder.
 - (C) The number of low-income households in the holder's telecommunications service area in the State.
 - (D) The number of low-income households in the holder's telecommunications service area in the State that are offered access to video service by the holder.

are also required to deploy cable or video service so that at least 30% of the total households with access to the holder's cable or video service shall be low-income. The holder is also obligated to provide access to cable or video service to a percentage of low-income households in each exchange that is at least equal to the percentage of the total low-income households within that exchange.

Once the holder of a State-issued authorization has satisfied the build-out requirements of Section 21-1101(d),⁵ the holder is required to annually report relative to Section 21-1101(j-10), as follows:

(1) Cable service and video service information:

- (A) The number of households in the holder's footprint in which it offers cable service or video service.
- (B) The number of households in the holder's footprint that are offered access to cable service or video service by the holder.
- (C) The exchanges or local units of government in which the holder added cable service or video service in the prior year.

(2) Low-income household information:

- (A) The number of low-income households in the holder's footprint in which it offers cable service or video service.
- (B) The number of low-income households in the holder's footprint that are offered access to cable service or video service by the holder.

The Cable and Video Law directs the Commission to include the deployment information supplied to it by holders of State-issued video and cable services authorizations in an annual report to the General Assembly. Section 21-1101(k) of the Cable and Video Law⁶ provides that:

The Commission, within 30 days of receiving the first report from holders under this Section, and annually no later than July 1 thereafter, shall submit to the General Assembly a report that includes, based on year-end data, the information submitted by holders pursuant to subdivisions (1) and (2) of subsections (j), (j-5), and (j-10) of this Section. The Commission shall make this report available to any member of the public or any local unit of government upon request. All information

⁵ Section 21-1101(d) addresses all holders other than those referenced in Section 21-1101(c). Within 3 years, such holders shall provide cable or video service to at least 35% of the households within each exchange or local unit of government within its service area. Within 5 years, such holders shall provide cable or video service to at least 50% of the households within each exchange or local unit of government within its service area. Section 21-1101(d) holders are also required to deploy cable or video service so that at least 30% of the total households with access to the holder's cable or video service shall be low-income. The holder is also obligated to provide access to cable or video service to a percentage of low-income households in each exchange or local unit of government that is at least equal to the percentage of the total low-income households within that exchange or local unit of government.

⁶ 220 ILCS 5/21-1101(k).

submitted to the Commission and designated by holders as confidential and proprietary shall be subject to the disclosure provisions in subsection (c) of Section 21-401 of this Act. No individually identifiable customer information shall be subject to public disclosure.

Commission Activities Related to the Cable and Video Competition Law of 2007

Since the Cable and Video Law took effect on June 30, 2007, the Commission has approved twenty-one applications from companies seeking authorization to provide cable or video services.

- On October 24, 2007 in Docket No. 07-0493, the Commission approved the application of Illinois Bell Telephone Company ("AT&T Illinois") to provide video service, and authorized AT&T Illinois to use, occupy and construct facilities in the public rights of way for the delivery of video service in the service area footprint.
- On April 21, 2010 in Docket No. 10-0048, the Commission approved WideOpenWest Illinois, LLC's application to provide video service, and authorized WideOpenWest Illinois, LLC to use, occupy and construct facilities in the public rights of way for the delivery of video service in the service area footprint.
- On February 10, 2011 in Docket No. 11-0029, the Commission approved Highland Communication Services' application to provide video service, and authorized Highland Communication Services to use, occupy and construct facilities in the public rights of way for the delivery of video service in the service area footprint.
- On January 23, 2014 in Docket Nos. 14-0009, 14-0010, 14-0109, and 14-0194, the Commission approved Mediacom Illinois LLC's application to provide cable service, and authorized Mediacom Illinois LLC to use, occupy and construct facilities in the public rights of way for the delivery of cable service in the service area footprint.
- On March 5, 2014 in Docket Nos. 14-0100, 14-0193, and 14-0195, the Commission approved MCC Illinois LLC's application to provide cable service, and authorized MCC Illinois LLC to use, occupy and construct facilities in the public rights of way for the delivery of cable service in the service area footprint.
- On August 1, 2014 in Docket No. 14-0450, the Commission approved the application of US Sonet LLC to provide cable service, and authorized US Sonet LLC to use, occupy and construct facilities in the public rights of way for the delivery of cable service in the service area footprint.
- On September 19, 2014 in Docket Nos. 14-0531, 14-0532 and 14-0533, the Commission approved the application of three Comcast affiliates, Comcast of

Florida/Georgia/Illinois/Michigan, LLC, Comcast of Illinois III, Inc. d/b/a CHICAGO CABLE TV-IV, and Comcast of South Chicago, Inc. to provide cable service, and authorized Comcast to use, occupy and construct facilities in the public rights of way for the delivery of cable service in Chicago vicinity known as Chicago Areas 2 and 3, Chicago Area 4, and Chicago Area 5, respectively. At its April 23, 2015 Bench Session, the Commission approved the application of the Comcast affiliate Comcast of Chicago, Inc. to also provide cable service in Chicago Area 1.

- On March 12, 2015 in Docket No. 15-0118, the Commission approved the application of Computer Techniques, Inc. d/b/a CTI Fiber to provide cable service, and authorized Computer Techniques, Inc. d/b/a CTI Fiber to use, occupy and construct facilities in the public rights of way for the delivery of cable service in the service area footprint.
- On March 26, 2015 in Docket No. 15-0170, the Commission approved the application of Illinois Rural Electric Cooperative to provide video service, and authorized Illinois Rural Electric Cooperative to use, occupy and construct facilities in the public rights of way for the delivery of video service in Calhoun County, the Village of Bluffs, and the Cities of Barry and Winchester.
- On June 5, 2015 in Docket No. 15-0352, the Commission approved the application of Mediacom Southeast LLC to provide cable service, and authorized Mediacom Southeast LLC to use, occupy and construct facilities in the public rights of way for the delivery of cable service in the Village of Alto Pass.
- On July 9, 2015 in Docket No. 15-0396, the Commission approved the application of RCN Telecom Services of Illinois, LLC to provide cable service, and authorized RCN Telecom Services of Illinois, LLC to use, occupy and construct facilities in the public rights of way for the delivery of cable service in the Village of Lincolnwood.
- On February 24, 2016 in Docket No. 16-0051, the Commission approved the application of Co-Mo Comm, Inc. to provide video service, and authorized Co-Mo Comm, Inc. to use, occupy and construct facilities in the public rights of way for the delivery of video service in Scott and Calhoun Counties, the Village of Bluffs, and the Cities of Barry and Winchester.
- On June 1, 2016 in Docket No. 16-0311, the Commission approved the application of iTV-3, LLC d/b/a iTV-3 of Central Illinois, LLC to use, occupy and construct facilities in the public rights of way for the delivery of video service in Champaign/Urbana and the Village of Dunlap.
- On October 19, 2016, in Docket No. 16-0445, the Commission approved the amended application of Frontier North Inc. to use, occupy and construct facilities

in the public rights of way for the delivery of video service in its service area footprint. Frontier North Inc. subsequently experienced negotiation difficulty on retransmission rights, and on March 13, 2017 submitted a supplemental amended application seeking re-authorization, which the Commission granted on April 7, 2017.

- On January 11, 2017 in Docket No. 16-0592, the Commission approved the application of Wabash Independent Networks, Inc. to use, occupy and construct facilities in the public rights of way for the delivery of video service in the Villages of Odin, Iuka, and Sandoval.
- On May 10, 2017 in Docket No. 17-0199, the Commission approved the application of Consolidated Communications Enterprise Services, Inc. to use, occupy and construct facilities in the public rights of way for the delivery of video service in 41 central Illinois communities.
- On June 7, 2017 in Docket No. 17-0245, the Commission approved the application of Zito Midwest LLC to use, occupy and construct facilities in the public rights of way for the delivery of video service in Jackson County.
- On September 27, 2017 in Docket No. 17-0365, the Commission approved the application of Telecommunications Management, LLC d/b/a New Wave Communications to use, occupy and construct facilities in the public rights of way for the delivery of video service in the Village of Oreana.
- On September 27, 2017 in Docket No. 17-0378, the Commission approved the application of Frontier Communications of Illinois, Inc. to use, occupy and construct facilities in the public rights of way for the delivery of video service in Illinois communities.
- On December 13, 2017 in Docket No. 17-0584, the Commission approved the application of Madison Communications, Inc. to use, occupy and construct facilities in the public rights of way for the delivery of video service in certain areas of Madison County.
- On January 25, 2018 in Docket No. 18-0036, the Commission approved the application of Pavlov Media Cable Illinois, LLC to use, occupy and construct facilities in the public rights of way for the delivery of video service in Monticello.

Summary of Reports

AT&T Illinois' Tenth Annual Report to the Commission

On April 20, 2018, AT&T Illinois submitted to the Commission a document entitled "Re: Docket 07-0493 AT&T Illinois Tenth Annual Video Service Access Report with Revised Attachment 1," included as Attachment A. The AT&T Illinois report consists of a summary letter, a page of Definitions and Descriptions, and one attachment for the year ending December 31, 2017.

For 2013, AT&T Illinois reported satisfying the requirements of Section 21-1101(c) of the Cable and Video Law. Accordingly, AT&T Illinois' Tenth Annual Report was submitted in compliance with Section 21-1101(j-5) of the Cable and Video Law, which is described in the Introduction section of this report. AT&T Illinois reported, among other information:

- The number of households in AT&T Illinois' telecommunications service area within the Champaign & Springfield-Decatur DMA in which it offers video service has remained the same at 97,198 in 2017.
- The number of households in AT&T Illinois' telecommunications service area within the Chicago DMA in which it offers video service has increased from 2,222,623 in 2016 to 2,579,412 in 2017.
- The number of households in AT&T Illinois' telecommunications service area within the St. Louis DMA in which it offers video service has increased from 81,054 in 2016 to 84,275 in 2017.
- The number of households in AT&T Illinois' telecommunications service area in the State that are offered access to video service by AT&T Illinois has increased from 2,400,874 in 2016 to 2,760,884 in 2017.
- The number of exchanges or local units of government in which AT&T Illinois added video service was 0 in 2017.
- The number of low-income households in AT&T Illinois' telecommunications service area within the Champaign & Springfield-Decatur DMA in which it offers video service has remained the same at 43,669 in 2017.
- The number of low-income households in AT&T Illinois' telecommunications service area within the Chicago DMA in which it offers video service has increased from 621,996 in 2016 to 731,607 in 2017.
- The number of low-income households in AT&T Illinois' telecommunications service area within the St. Louis DMA in which it offers video service has increased from 27,647 in 2016 to 28,636 in 2017.

- The number of low-income households in AT&T Illinois' telecommunications service area in the State that are offered access to video service by AT&T Illinois has increased from 693,311 in 2016 to 803,911 in 2017.

WideOpenWest Illinois, LLC's Eighth Annual Report to the Commission

WideOpenWest Illinois, LLC provided its eighth annual report to the Commission on February 2, 2018, included as Attachment B. WideOpenWest Illinois, LLC indicated that, as of December 31, 2017, its State-Issued Authorization area encompassed 24 service areas, including the cities of Chicago (Area 5), Naperville, Elgin, and Schaumburg. WideOpenWest Illinois, LLC previously reported compliance with the three-year and five-year build-out requirements in Sections 21-1101(d)(1) and 21-1101(d)(2), meaning that WideOpenWest Illinois, LLC is now reporting relative to the requirements of Section 21-1101(j-10).

WideOpenWest Illinois, LLC added no new exchanges or local units of government from last year's report.

WideOpenWest, LLC indicated that it offers cable service to 437,426 of its 530,937 households and has deployed cable service to all low income households in its service area.

Highland Communication Services Seventh Report to the Commission

Highland Communication Services provided its seventh annual report to the Commission on April 13, 2018, included as Attachment C. Highland Communication Services provides video services for the City of Highland and surrounding areas. Highland Communication Services previously reported compliance with the build out requirements in Sections 21-1101(d)(1) and 21-1101(d)(2), meaning that Highland Communication Services is now reporting relative to the requirements of Section 21-1101(j-10).

Highland Communications Services added no new exchanges or local units of government from last year's report.

Highland Communication Services indicated that it offers cable service to 3,849 of its 4,653 households, and has deployed cable service to 1,044 of its 1,254 low income households.

Mediacom Illinois LLC's Fourth Report to the Commission

Mediacom Illinois LLC submitted its fourth annual report on February 27, 2018 for the year ending December 31, 2017, included as Attachment D. Mediacom Illinois LLC provides cable services to 164 distinct service areas throughout Illinois, including Carbondale, Effingham, Marion, Murphysboro, and Mattoon. Mediacom Illinois LLC

previously reported compliance with the build out requirements in Sections 21-1101(d)(1) and 21-1101(d)(2), meaning that Mediacom Illinois LLC is now reporting relative to the requirements of Section 21-1101(j-10).

Mediacom Illinois LLC added no new exchanges or local units of government from last year's report.

Mediacom Illinois LLC indicated that it now offers cable service to 242,030 of its 828,408 households, and has deployed cable service to 98,098 of its 274,214 low income households. In areas where Mediacom Illinois LLC is an incumbent provider of cable services it is, pursuant to Section 21-301(b) "obligated to provide access to cable services or video services within any local unit of government at the same levels required by the local franchising authorities for the local unit of government on June 30, 2007."

MCC Illinois LLC's Fourth Report to the Commission

MCC Illinois LLC submitted its fourth annual report on February 27, 2018 for the year ending December 31, 2017, included as Attachment E. Mediacom Illinois LLC identified 42 cable service areas, including Moline, Williamson County and Coles County. MCC Illinois LLC previously reported compliance with the build out requirements in Sections 21-1101(d)(1) and 21-1101(d)(2), meaning that Mediacom Illinois LLC is now reporting relative to the requirements of Section 21-1101(j-10).

MCC Illinois LLC added no new exchanges or local units of government from last year's report.

MCC Illinois LLC indicated that it offers cable service to 83,539 of its 204,430 households, and has deployed cable service to 31,671 of its 77,497 low income households. In areas where MCC Illinois LLC is an incumbent provider of cable services it is, pursuant to Section 21-301(b) "obligated to provide access to cable services or video services within any local unit of government at the same levels required by the local franchising authorities for the local unit of government on June 30, 2007."

US Sonet LLC's ("Lightspeed") Final Report to the Commission

Per communication with US Sonet LLC's ("Lightspeed") Acting CEO/President on May 3, 2017 and Wabash Independent Networks' ("WIN") Executive Vice President/General Manager on May 8, 2017, Lightspeed's service territory was acquired by WIN on March 24, 2017.

Comcast's Fourth Report to the Commission

Comcast of Florida/Georgia/Illinois/Michigan, LLC, Comcast of Illinois III, Inc. d/b/a CHICAGO CABLE TV-IV, and Comcast of South Chicago, Inc. received State-issued authorization to provide cable services to the City of Chicago Areas 2, 3, 4 and 5 on September 19, 2014. Comcast of Chicago, Inc. received Commission approval to provide cable service to the City of Chicago Area 1 on April 23, 2015. Comcast of Florida/Georgia/Illinois/Michigan, LLC, Comcast of Illinois III, Inc. d/b/a CHICAGO CABLE TV-IV, Comcast of South Chicago, Inc., and Comcast of Chicago, Inc. ("Comcast") submitted its fourth annual report on March 20, 2018 for year ending December 31, 2017, included as Attachment F.

Comcast reported that, with respect to the City of Chicago, Comcast is an "incumbent cable operator" because Comcast, on January 1, 2007, provided cable service in and throughout the City of Chicago pursuant to franchise agreements. Pursuant to and in accordance with those local franchise agreements, Comcast provided cable service access to 100% of low income households throughout its City of Chicago "footprint." Because Comcast is an incumbent cable operator under the Cable and Video Competition Law of 2007 ("Act"), Comcast must provide cable access in its service territory (i.e., City of Chicago) on the same terms and in a geographic area no smaller than it did on June 30, 2007. Comcast reports it is fully compliant with these obligations under the Act.

Comcast states that the United States Census Bureau's most recent estimate of the number of "low income households," as defined in Section 21-201(p) of the Illinois Public Utilities Act, located within the City of Chicago is 389,612, and that Comcast provides access to 100% of those low income households.

Computer Techniques, Inc. d/b/a CTI Fiber's Third Report to the Commission

Computer Techniques, Inc. d/b/a CTI Fiber submitted its third annual report on February 9, 2018 for the year ending December 31, 2017, included as Attachment G. Computer Techniques, Inc. d/b/a CTI Fiber provides cable services to Taylorville and Langleyville. Computer Techniques, Inc. d/b/a CTI Fiber Mediacom Illinois LLC added Langleyville as a new exchange or local units of government from last year's report.

Computer Techniques, Inc. d/b/a CTI Fiber indicated that it offers cable service to 5,066 of its 5,066 households or 100%, surpassing 3-year 35% build out as well as the 5-year 50% build out compliance requirements per Section 21-1101(d)(1) of the PUA.

Computer Techniques, Inc. d/b/a CTI Fiber's report indicated compliance with the low-income provision of Section 21-1101(d)(2) of the PUA that requires at least 30% of the total households with access to its cable or cable services to be low-income within 3 years after the date that it received authorization from the Commission to provide service. As

of December 31, 2017, Computer Techniques, Inc. d/b/a CTI Fiber reports a 43% low-income build out.

Computer Techniques, Inc. d/b/a CTI Fiber is also in compliance with the low-income provisioning requirement of Section 21-1101(d)(2) of the PUA, which requires Computer Techniques, Inc. d/b/a CTI Fiber to provide access to a percentage of low-income households that is at least equal to the percentage of the total low-income households within the local unit of government that it serves.

Computer Techniques, Inc. d/b/a CTI Fiber has reported compliance with the build out requirements in Sections 21-1101(d)(1) and 21-1101(d)(2), meaning that Computer Techniques, Inc. d/b/a CTI Fiber should now start reporting relative to the requirements of Section 21-1101(j-10).

Illinois Electric Cooperative FKA Illinois Rural Electric Cooperative's Third Report to the Commission

Illinois Electric Cooperative FKA Illinois Rural Electric Cooperative submitted its third annual report on April 6, 2018 for the year ending December 31, 2017, included as Attachment H. Illinois Electric Cooperative FKA Illinois Rural Electric Cooperative provides video services to the City of Winchester and the Village of Bluffs.

Illinois Electric Cooperative FKA Illinois Rural Electric Cooperative indicated that it offers cable service to 1,369 of its 1,369 households, or 100%, surpassing the 3-year 35% build out as well as the 5-year 50% build out compliance requirements per Section 21-1101(d)(1) of the PUA.

Illinois Electric Cooperative FKA Illinois Rural Electric Cooperative's report indicates it has met the low-income provision of Section 21-1101(d)(2) of the PUA that requires at least 30% of the total households with access to its cable or video services to be low-income within 3 years after the date that it received authorization from the Commission to provide service. As of December 31, 2017, Illinois Electric Cooperative FKA Illinois Rural Electric Cooperative reports a 46% low-income build out.

Illinois Electric Cooperative FKA Illinois Rural Electric Cooperative is also in compliance with the low-income provisioning requirement of Section 21-1101(d)(2) of the PUA, which requires Illinois Electric Cooperative FKA Illinois Rural Electric Cooperative to provide access to a percentage of low-income households that is at least equal to the percentage of the total low-income households within the local units of government that it serves.

Illinois Electric Cooperative FKA Illinois Rural Electric Cooperative has reported compliance with the build out requirements in Sections 21-1101(d)(1) and 21-1101(d)(2), meaning that Illinois Electric Cooperative FKA Illinois Rural Electric Cooperative should start reporting relative to the requirements of Section 21-1101(j-10).

Mediacom Southeast LLC's Third Report to the Commission

Mediacom Southeast LLC submitted its third annual report on February 27, 2018 for the year ending December 31, 2017, included as Attachment I. Mediacom Southeast LLC provides cable services to areas such as Randolph County and Royalton.

Mediacom Southeast LLC indicated that it offers cable service to 2,025 of its 13,932 households, or 15%, missing its 3-year 35% build out compliance requirements per Section 21-1101(d)(1) of the PUA. In areas where Mediacom Southeast LLC is an incumbent provider of cable services it is, pursuant to Section 21-301(b) "obligated to provide access to cable services or video services within any local unit of government at the same levels required by the local franchising authorities for the local unit of government on June 30, 2007."

Mediacom Southeast LLC's report indicated compliance relative to the low-income provision of Section 21-1101(d)(2) of the PUA that requires at least 30% of the total households with access to its cable or cable services to be low-income within 3 years after the date that it received authorization from the Commission to provide service. As of December 31, 2016, Mediacom Southeast LLC reports a 43% low-income statewide build out.

Mediacom Southeast LLC is in compliance with the low-income provisioning requirement of Section 21-1101(d)(2) of the PUA, which requires Mediacom Southeast LLC to provide access to a percentage of low-income households that is at least equal to the percentage of the total low-income households within the local unit of government that it serves.

RCN Telecom Services of Illinois, LLC's Third Report to the Commission

RCN Telecom Services of Illinois, LLC submitted its third annual report on April 4, 2018 for the year ending December 31, 2017, included as Attachment J. RCN Telecom Services of Illinois, LLC provides cable services to Evanston and the Village of Lincolnwood.

RCN Telecom Services of Illinois, LLC indicated that it offers cable service to 16,589 of its 33,656 households, or 49%, already surpassing the 3-year 35% build out and nearly to the 5-year 50% build out compliance requirements per Section 21-1101(d)(1) of the PUA.

RCN Telecom Services of Illinois, LLC's report indicates it is in compliance relative to the low-income provision of Section 21-1101(d)(2) of the PUA that requires at least 30% of the total households with access to its cable or cable services to be low-income within 3 years after the date that it received authorization from the Commission to provide service.

As of December 31, 2017, RCN Telecom Services of Illinois, LLC reports a 53% low-income build out.

RCN Telecom Services of Illinois, LLC is in compliance with the low-income provisioning requirement of Section 21-1101(d)(2) of the PUA, which requires RCN Telecom Services of Illinois, LLC to provide access to a percentage of low-income households that is at least equal to the percentage of the total low-income households within the local unit of government that it serves.

Co-Mo Comm, Inc.'s Second Report to the Commission

Co-Mo Comm, Inc. submitted its second annual report on April 5, 2018 for the year ending December 31, 2017, included as Attachment K. Co-Mo Comm, Inc. provides cable services to 28 towns and counties in west-central Illinois.

Co-Mo Comm, Inc. reported that it offers cable service to 29,994 of its 29,994 households, or 100%, surpassing the 3-year 35% and 5-year 50% build out compliance requirements per Section 21-1101(d)(1) of the PUA.

Co-Mo Comm, Inc.'s report indicates it is in compliance relative to the low-income provision of Section 21-1101(d)(2) of the PUA that requires at least 30% of the total households with access to its cable or cable services to be low-income within 3 years after the date that it received authorization from the Commission to provide service. As of December 31, 2017, Co-Mo Comm, Inc. reports a 38% low-income build out.

Co-Mo Comm, Inc. is in compliance with the low-income provisioning requirement of Section 21-1101(d)(2) of the PUA, which requires Co-Mo Comm, Inc. to provide access to a percentage of low-income households that is at least equal to the percentage of the total low-income households within the local unit of government that it serves.

Co-Mo Comm, Inc. has reported compliance with the build out requirements in Sections 21-1101(d)(1) and 21-1101(d)(2), meaning that Co-Mo Comm, Inc. should start reporting relative to the requirements of Section 21-1101(j-10).

iTV-3, LLC d/b/a iTV-3 of Central Illinois, LLC's Second Report to the Commission

iTV-3, LLC d/b/a iTV-3 of Central Illinois, LLC submitted its second annual report on March 20, 2018 for the year ending December 31, 2017, included as Attachment L. iTV-3, LLC d/b/a iTV-3 of Central Illinois, LLC provides cable services to Champaign/Urbana and the Village of Dunlap.

iTV-3, LLC d/b/a iTV-3 of Central Illinois, LLC reported that it offers cable service to 5,700 of its 49,173 households, or 12%, below the 3-year 35% build out compliance requirements per Section 21-1101(d)(1) of the PUA.

iTV-3, LLC d/b/a iTV-3 of Central Illinois, LLC's report indicates it is in compliance relative to the low-income provision of Section 21-1101(d)(2) of the PUA that requires at least 30% of the total households with access to its cable or cable services to be low-income within 3 years after the date that it received authorization from the Commission to provide service. As of December 31, 2017, iTV-3, LLC d/b/a iTV-3 of Central Illinois, LLC reports a 44% low-income build out.

iTV-3, LLC d/b/a iTV-3 of Central Illinois, LLC is not yet in compliance with the low-income provisioning requirement of Section 21-1101(d)(2) of the PUA, which requires iTV-3, LLC d/b/a iTV-3 of Central Illinois, LLC to provide access to a percentage of low-income households (44%) that is not yet at least equal to the percentage of the total low-income households (46%) within the local unit of government that it serves.

Frontier North Inc.

Frontier North Inc. was not required to submit an annual report for calendar year 2017 since it did not receive final State-issued authorization to provide video services until April 7, 2017.

Wabash Communications' (formerly Wabash Independent Networks, Inc.) First Report to the Commission

Wabash Communications submitted its first annual report on March 23, 2018 for the year ending December 31, 2017, included as Attachment M. Wabash Communications provides cable services to Odin, Iuka, and Sandoval.

Wabash Communications reported that it offers cable service to 155 of its 273 households, or 57%, already surpassing the 3-year 35% and 5-year 50% build out compliance requirements per Section 21-1101(d)(1) of the PUA. .

Wabash Communications' report indicates it is not yet in compliance relative to the low-income provision of Section 21-1101(d)(2) of the PUA that requires at least 30% of the total households with access to its cable or cable services to be low-income within 3 years after the date that it received authorization from the Commission to provide service. As of December 31, 2017, Wabash Communications reports a 14% low-income build out.

Wabash Communications is in compliance with the low-income provisioning requirement of Section 21-1101(d)(2) of the PUA, which requires Wabash Communications to provide

access to a percentage of low-income households that is at least equal to the percentage of the total low-income households within the local unit of governments that it serves.

Consolidated Communications Enterprise Services, Inc.

Consolidated Communications Enterprise Services, Inc. was not required to submit an annual report for calendar year 2017 since it did not receive State-issued authorization to provide video services until May 10, 2017.

Zito Midwest LLC

Zito Midwest LLC was not required to submit an annual report for calendar year 2017 since it did not receive State-issued authorization to provide video services until June 7, 2017.

Telecommunications Management, LLC d/b/a New Wave Communications' First Report to the Commission

Telecommunications Management, LLC d/b/a New Wave Communications submitted its first annual report on March 27, 2018 for the year ending December 31, 2017, included as Attachment N. Telecommunications Management, LLC d/b/a New Wave Communications provides cable services to areas such as St. Clair County, Macoupin County, and Randolph County.

Telecommunications Management, LLC d/b/a New Wave Communications reported that it offers cable service to 185,362 of its 185,362 households, or 100%, already surpassing the 3-year 35% build out as well as the 5-year 50% build out compliance requirements per Section 21-1101(d)(1) of the PUA.

Telecommunications Management, LLC d/b/a New Wave Communications' report indicates it is already in compliance relative to the low-income provision of Section 21-1101(d)(2) of the PUA that requires at least 30% of the total households with access to its cable or cable services to be low-income within 3 years after the date that it received authorization from the Commission to provide service. As of December 31, 2017, Telecommunications Management, LLC d/b/a New Wave Communications reports a 37% low-income build out.

Telecommunications Management, LLC d/b/a New Wave Communications is in compliance with the low-income provisioning requirement of Section 21-1101(d)(2) of the PUA, which requires Telecommunications Management, LLC d/b/a New Wave Communications to provide access to a percentage of low-income households that is at least equal to the percentage of the total low-income households within the local unit of governments that it serves.

Telecommunications Management, LLC d/b/a New Wave Communications has reported compliance with the build out requirements in Sections 21-1101(d)(1) and 21-1101(d)(2), meaning that Co-Mo Comm, Inc. should start reporting relative to the requirements of Section 21-1101(j-10).

Frontier Communications of Illinois, Inc.

Frontier Communications of Illinois, Inc. was not required to submit an annual report for calendar year 2017 since it did not receive State-issued authorization to provide video services until September 27, 2017.

Madison Communications, Inc.'s First Report to the Commission

Madison Communications, Inc. submitted its first annual report on March 20, 2018 for the year ending December 31, 2017, included as Attachment O. Madison Communications, Inc. provides cable services to certain areas of Madison County.

Madison Communications, Inc. reported that it offers cable service to 1,645 of its 1,645 households, or 100%, already surpassing the 3-year 35% build out as well as the 5-year 50% build out compliance requirements per Section 21-1101(d)(1) of the PUA.

Madison Communications, Inc.'s report indicates it is not in compliance relative to the low-income provision of Section 21-1101(d)(2) of the PUA that requires at least 30% of the total households with access to its cable or cable services to be low-income within 3 years after the date that it received authorization from the Commission to provide service. As of December 31, 2017, Madison Communications, Inc. reports a 6% low-income build out.

Madison Communications, Inc. is in compliance with the low-income provisioning requirement of Section 21-1101(d)(2) of the PUA, which requires Madison Communications, Inc. to provide access to a percentage of low-income households that is at least equal to the percentage of the total low-income households within the local unit of governments that it serves.

Pavlov Media Cable Illinois, LLC

Pavlov Media Cable Illinois, LLC was not required to submit an annual report for calendar year 2017 since it did not receive State-issued authorization to provide video services until January 25, 2018.

Conclusion

As required by the Cable and Video Law, the Commission provides this report summarizing deployment information supplied to it by holders of State-issued video. The Commission will, consistent with its statutory obligations, continue to monitor and annually report on cable and video deployment efforts pursuant to Section 21-1101(k) of the Illinois Public Utilities Act.



Deno Perdiou
Director
External & Regulatory Affairs

AT&T Illinois
555 East Cook St.
Floor 1E
Springfield, IL 62703

Attachment A
Page 1 of 5
T: 217.789.5174
F: 217.789.5223
dp2953@att.com
www.att.com

April 20, 2018

COPY

Ms. Elizabeth A. Rolando
Chief Clerk
Illinois Commerce Commission
527 East Capitol Avenue
Springfield, Illinois 62794

Re: Docket 07-0493 AT&T Illinois Tenth Annual Video Service Access Report with Revised Attachment 1

Dear Ms. Rolando:

The purpose of this filing is to revise Attachment 1 of this report previously filed with the Commission on March 29, 2018. No other changes were made. This Tenth Annual Video Service Access Report issued by Illinois Bell Telephone Company (AT&T Illinois) is transmitted to you for filing.

This filing complies with the annual report requirement in Section 1101(j-5) of the Cable and Video Competition Law of 2013 (the "Act") (220 ILCS 5/21-100. et seq.).

On October 24, 2007, the Illinois Commerce Commission (the "Commission") approved the "Application for State-issued Authorization to Provide Video Service," filed by AT&T Illinois and granted it authority to provide video service in the requested video service area footprint. As a holder of that State-issued authorization, AT&T Illinois is subject to the video service access requirements in Section 21-1101(c) of the Act, and is required to file with the Commission video services access reports no later than April 1 annually. This annual report provides to the Commission the service access information and low-income information required by Section 21-1101(j-5) of the Act.

As demonstrated with the Fifth Annual Video Service Access Report, AT&T Illinois fully satisfied all requirements in subsection (c) as of its filing on March 22, 2013. As such only the subsection (j-5) reporting requirements continue to apply. To satisfy the subsection (j-5) reporting requirement, AT&T Illinois submits Attachment 1.

We respectfully request Commission acceptance of this Report.

Any questions and correspondence regarding this filing should be directed to Deno Perdiou, Director-External & Regulatory Affairs, who may be reached at:

AT&T Illinois
555 East Cook St., Floor 1E
Springfield, IL 62703
Tel. No.: (217) 789-5174

COPY

Please acknowledge receipt of this Report by returning the extra copy of this letter.

Sincerely,

Deno Perdiou
Director – External & Regulatory Affairs

Enclosure

AT&T Illinois Tenth Annual Video Service Access Report

Data as of December 31, 2017

Definitions and Descriptions

Attachment 1 – Statewide and Designated Market Areas

Definitions and Descriptions for Attachments 1

“Access” means that AT&T Illinois is capable of providing video services at the household address using any technology, other than direct-to-home satellite service, which provides two-way broadband internet capability and video programming, content and functionality, regardless of whether any customer has ordered service or whether the owner or landlord or other responsible person has granted access to the household.

“HH” or “Household” means a house, an apartment, a mobile home, a group of rooms, or a single room that is intended for occupancy as separate living quarters. Separate living quarters are those in which the occupants live and eat separately from any other persons in the building and which have direct access from the outside of the building or through a common hall.

“LI” or “Low-income household” means those residential households located within the AT&T Illinois’ existing telecommunications service area where the average annual household income is less than \$35,000 based on the United States Census Bureau estimates adjusted annually to reflect rate of change and distribution.

“Designated Market Area” or “DMA” means a designated market area, as determined by Nielsen Media Research and published in the 1999-2000 Nielsen Station Index Directory and Nielsen Station Index United States Television Household Estimates or any successor publication. For any designated market area that crosses State lines, only households in the portion of the designated market area that is located within AT&T Illinois’ telecommunications service area where access to video service will be offered is included.

“Telco Footprint” shows the number of households in AT&T Illinois’ telecommunications service area at statewide and DMA levels.

“Current Build Footprint” and “Current Build Coverage %” shows the number and percent of households with access to video service in areas within AT&T Illinois’ State-issued authorization at statewide and DMA levels.

“Footprint LI” and “Footprint LI %” shows the number and percent of low-income households in AT&T Illinois’ Telecommunications service area at statewide and DMA levels.

“Current Build LI” and “Current Build LI %” shows the number and percent of low-income households with access to video service in areas within AT&T Illinois’ State-issued authorization at statewide and DMA levels.

Attachment 1

AT&T Illinois Annual Video Service Access Report

State	Telco HH Footprint	Current Build Footprint	Current Build Coverage %	Footprint LI	Current Build LI	Footprint LI%	Current Build LI%
Illinois	4,513,171	2,760,884	61%	1,357,392	803,911	30%	29%

Designated Market Area (DMA)	Telco HH Footprint	Current Build Footprint	Current Build Coverage %	Footprint LI	Current Build LI	Footprint LI%	Current Build LI%
Champaign & Springfield-Decatur	227,672	97,198	43%	93,350	43,669	41%	45%
Chicago	3,723,767	2,579,412	69%	1,054,257	731,607	28%	28%
St. Louis	244,197	84,275	35%	88,254	28,636	36%	34%

Video Service added in 2017
None

Note: Total state households differ from DMA households because DMAs with no video build were removed from this list to improve readability.

Data as of December 31, 2017

February 2, 2018

Chief Clerk

Illinois Commerce Commission

527 East Capitol Ave

Springfield, IL 62701

RE: WideOpenWest Illinois, LLC (WOW): Annual Cable Service Report

Docket Number 10-0218

Dear Clerk:


In Accordance with Section 21-1101(j) of the Public Utilities Act, we enclose for filing WideOpenWest Illinois, LLC's annual cable service information report.

By way of background, WOW filed its "Application for State Issued Authorization to Provide Cable Service" on March 23, 2010, which was approved in this docket on April 21, 2010.

The attached spreadsheet provides household and subscriber information relative to WOW's State Issued Authorization service area footprint as of December 31, 2017.

If you have any questions regarding these matters, please call me at 630-536-3121.

Sincerely,



Dominick Silvio

Director of Operations

WideOpenWest Illinois, LLC

1674 Frontenac Rd

Naperville, IL 60563

CC: Kim Crooks, Darrell Schmitz

Service Area	# of Households	# of Households Passed by WOW		# of Households with Access to WOW Video	# of Households with Income below \$35K	# of Households Passed by WOW Systems		# of Households with w/Income below \$35K	# of Households Passed w/Income under \$35K		# of Households %
		System	System			w/Income below \$35K	w/Income below \$35K		w/Income under \$35K	w/Income under \$35K	
ARLINGTON HEIGHTS	30,688	22,742	22,742	5,888	5,888	5,888	5,888	5,888	5,888	5,888	25.89%
CALUMET CITY	13,972	12,432	12,432	6,329	6,329	6,329	6,329	6,329	6,329	6,329	50.91%
CITY OF CHICAGO (AREA 5)*	207,087	164,879	164,879	79,970	79,970	79,970	79,970	79,970	79,970	79,970	48.50%
CHICAGO HEIGHTS	10,509	10,115	10,115	4,522	4,522	4,522	4,522	4,522	4,522	4,522	44.71%
CRESTWOOD	4,789	3,583	3,583	1,482	1,482	1,482	1,482	1,482	1,482	1,482	41.36%
DES PLAINES	16,788	16,788	16,788	5,198	5,198	5,198	5,198	5,198	5,198	5,198	30.96%
ELGIN	35,075	33,567	33,567	9,894	9,894	9,894	9,894	9,894	9,894	9,894	29.48%
GLEN ELLYN	10,577	9,396	9,396	2,288	2,288	2,288	2,288	2,288	2,288	2,288	24.35%
GLENDALE HEIGHTS	11,329	7,837	7,837	2,676	2,676	2,676	2,676	2,676	2,676	2,676	34.15%
GLENVIEW	15,863	11,264	11,264	3,139	3,139	3,139	3,139	3,139	3,139	3,139	27.87%
MOUNT PROSPECT	20,290	12,661	12,661	4,457	4,457	4,457	4,457	4,457	4,457	4,457	35.20%
NAPERVILLE	50,073	48,795	48,795	6,562	6,562	6,562	6,562	6,562	6,562	6,562	13.45%
OAK FOREST	10,209	9,224	9,224	2,166	2,166	2,166	2,166	2,166	2,166	2,166	23.48%
PALOS PARK	1,953	2,004	2,004	371	371	371	371	371	371	371	
PARK RIDGE	14,085	12,949	12,949	2,577	2,577	2,577	2,577	2,577	2,577	2,577	19.90%
PROSPECT HEIGHTS	1,800	5,667	5,667	1,415	1,415	1,415	1,415	1,415	1,415	1,415	24.97%
ROBBINS	8,983	5,746	5,746	1,077	1,077	1,077	1,077	1,077	1,077	1,077	64.80%
ROLLING MEADOWS	30,011	22,679	22,679	5,197	5,197	5,197	5,197	5,197	5,197	5,197	38.79%
SCHAUMBURG	7,343	7,490	7,490	1,847	1,847	1,847	1,847	1,847	1,847	1,847	22.92%
SOUTH HOLLAND	482	482	482	2,324	2,324	2,324	2,324	2,324	2,324	2,324	19.82%
STREAMWOOD	1,077	1,077	1,077	69	69	69	69	69	69	69	14.32%
UNC COOK COUNTY	1,077	1,077	1,077	0	0	0	0	0	0	0	0.00%
UNC DUPAGE COUNTY	2,664	2,664	2,664	97	97	97	97	97	97	97	3.64%
GILBERTS	530,937	437,426	437,426	151,774	151,774	151,774	151,774	151,774	151,774	151,774	34.70%
WOW Illinois Total											

Data on Chicago Area 5 is not available. Low Income % is based on prorated Homes Passed multiplied by 39.5% which is the total Chicago low income %.



April 6, 2018

Chief Clerk's Office

Illinois Commerce Commission

527 E. Capitol Ave.

Springfield, IL 62701

RE: Highland Communication Services: Annual Cable Service Report, Docket Number 11-0029

Dear Clerk,

In accordance with Section 21-1101(j) of the Public Utilities Act, we enclose for filing Highland Communication Services' annual cable service information report.

By way of background, Highland Communication Services filed its original "Application for State-Issued Authorization to Provide Cable Service" on January 11, 2011, which was approved on January 21, 2011. As of April 06, 2018, Highland Communication Services had completed Phase 1, 2 and 3 of the designated area. Video was operational on December 1, 2011.

The attached spreadsheet provides households and subscriber information relative to Highland Communication Service State-Issued Authorization service area footprint as of April 6, 2018.

Please contact the undersigned if you have any questions.

Sincerely,

Angela F. Imming

Director Technology and Innovation, City of Highland

Highland Communication Services
 2018 Annual Cable Services Report
 Docket No. 11-00-29

Phase 1, 2 & 3	Number of Households	4,653	Number of Households with Access to HCS Video	Number of Households w/income below \$35,000	Number of households passed by HCS w/income below \$35,000	Number of households w/income <\$35,000 w/access to HCS video service
	Number of Households passed by HCS	3,849				



Lauren Predmore
Paralegal, Legal Affairs

February 27, 2018

Illinois Commerce Commission
Chief Clerk Elizabeth Rolando
527 East Capitol Avenue
Springfield, Illinois 62701

**RE: Docket 14-0009 Mediacom Illinois LLC
Annual Cable Service Report**

Dear Ms. Rolando:

Please find attached the annual cable service report for Mediacom Illinois LLC ("Mediacom") pursuant to Section 1101(j) of the Cable and Video Competition Law of 2007 (220 ILCS 5/21-100, et. Seq.). Mediacom was granted a state-issued authorization to offer or provide cable or video service on January 23, 2014.

The report provides the required household information for Mediacom's service area footprint as of December 31, 2017.

Should you need anything further, please do not hesitate to contact me using the information below.

Sincerely,


Lauren A. Predmore

MEDIACOM ILLINOIS LLC
ANNUAL CABLE SERVICE REPORT--AS OF DECEMBER 31, 2017

	Number of Households in Service Area	Number of Households in Service Area Offered Access to Video Service by Mediacom Illinois LLC	Number of Households in Service Area with Income below \$35,000	Number of Households in Service Area with Income below \$35,000 Mediacom Illinois LLC
LFA				
VILLAGE OF ARTHUR	979	917	280	262
CITY OF ATLANTA	559	559	181	181
VILLAGE OF BAY VIEW GARDENS	168	168	84	84
VILLAGE OF BEMENT	696	696	206	206
VILLAGE OF BUFFALO	202	202	83	83
VILLAGE OF CAMARGO	190	190	75	75
CITY OF CARBONDALE	9416	9416	6299	6299
CITY OF CARTHAGE	1129	1129	365	365
CITY OF CASEY	1053	1053	459	459
VILLAGE OF CHAPIN	200	200	66	66
CITY OF CHARLESTON	7876	7876	4596	4596
CITY OF CHILLICOTHE	2526	2526	833	833
CITY OF CLINTON	3014	3014	1269	1269
VILLAGE OF CORTLAND	1285	1285	258	258
VILLAGE OF DAWSON	223	223	64	64
VILLAGE OF DUNLAP	513	513	72	72
CITY OF EFFINGHAM	5491	5491	2076	2076
CITY OF EL PASO	982	982	294	294
VILLAGE OF ELBURN	1884	1852	333	327
CITY OF FAIRBURY	1658	1658	578	578
VILLAGE OF FAIRMONT CITY	848	848	433	433
VILLAGE OF FAIRVIEW	204	204	61	61
CITY OF FARMER CITY	854	854	268	268
CITY OF FARMINGTON	872	872	305	305
VILLAGE OF GARRETT	51	51	27	27
VILLAGE OF GAYS	114	114	33	33
VILLAGE OF GERMANTOWN HILLS	1179	1179	160	160
VILLAGE OF GOOD HOPE	188	175	50	47
VILLAGE OF GOODFIELD	321	267	30	25
VILLAGE OF HAMMOND	190	190	74	74
VILLAGE OF HARTSBURG	96	96	35	35
VILLAGE OF HERRICK	170	170	101	101

VILLAGE OF HINCKLEY	814	814	186	186
VILLAGE OF HINDSBORO	144	133	58	54
VILLAGE OF HOPEDALE	388	388	128	128
VILLAGE OF IVESDALE	116	116	46	46
CITY OF JACKSONVILLE	7287	7287	3353	3353
VILLAGE OF JEISYVILLE	55	55	26	26
MADISON COUNTY	107,014	446	33,760	141
VILLAGE OF MAQUON	137	136	38	38
McHENRY COUNTY	110,109	29	7,778	2
VILLAGE OF MECHANICSBURG	218	205	65	61
VILLAGE OF MELVIN	192	192	74	74
VILLAGE OF METAMORA	1309	1309	329	329
VILLAGE OF MIDDLETOWN	142	142	66	66
VILLAGE OF MINIER	491	491	169	169
VILLAGE OF MORRISONVILLE	353	353	121	121
VILLAGE OF MOUNT AUBURN	217	217	77	77
CITY OF NEOGA	625	625	292	292
VILLAGE OF NEW BERLIN	553	553	141	141
CITY OF OAKLAND	363	363	147	147
VILLAGE OF OQUAWKA	610	566	254	236
CITY OF OTTAWA	7668	7668	2831	2831
CITY OF PAXTON	1763	1763	608	608
PEORIA COUNTY	75,406	519	26214	180
CITY OF PONTIAC	4311	4311	1673	1673
VILLAGE OF PORT BYRON	684	684	138	138
VILLAGE OF RANTOUL	4974	4974	2240	2240
VILLAGE OF ROANOKE	920	920	199	199
CITY OF ROBINSON	2770	2770	1265	1265
VILLAGE OF ROSEVILLE	453	453	155	155
VILLAGE OF SAN JOSE	218	218	65	65
VILLAGE OF SECOR	151	151	51	51
VILLAGE OF SHERRARD	324	324	95	95
VILLAGE OF SOMONAUK	763	763	211	211
VILLAGE OF SOUTH JACKSONVILLE	1557	1557	507	507
VILLAGE OF SPRING BAY	214	214	85	85
VILLAGE OF ST. DAVID	238	238	86	86
VILLAGE OF STANDARD	101	101	26	26
CITY OF STREATOR	5297	5297	2364	2364
VILLAGE OF SUGAR GROVE	3260	3260	247	247
VILLAGE OF TEUTOPOLIS	646	646	138	138
VILLAGE OF TOWANDA	208	208	64	64

CITY OF TUSCOLA	1814	1814	685	685
VILLAGE OF VARNA	160	160	52	52
CITY OF VILLA GROVE	995	995	406	406
VILLAGE OF WASHINGTON PARK	1379	1379	942	942
WINNEBAGO COUNTY	114,299	11	40275	4
VILLAGE OF HUMBOLDT	176	176	65	65
VILLAGE OF HUDSON	642	642	89	89
VILLAGE OF DUNFERMLINE	118	118	50	50
VILLAGE OF PONTOOSUC	43	43	20	20
VILLAGE OF CLEARLAKE	112	112	36	36
VILLAGE OF SHABBONA	346	346	128	128
VILLAGE OF ALTONA	195	195	88	88
VILLAGE OF KIRKLAND	629	629	188	188
VILLAGE OF CALEDONIA	76	76	14	14
CITY OF MARION	7424	7424	3200	3200
CITY OF ALTAMONT	836	836	342	342
VILLAGE OF ANDOVER	234	234	66	66
VILLAGE OF AVON	299	299	141	141
VILLAGE OF BELLFLOWER	133	133	35	35
VILLAGE OF BRIMFIELD	333	333	102	102
VILLAGE OF BULPITT	118	100	61	52
VILLAGE OF CANTRALL	63	63	27	27
VILLAGE OF CAPRON	530	530	173	173
CITY OF CARBONDALE	9416	9416	6299	6299
VILLAGE OF CERRO GORDO	498	498	113	113
TOWN OF CHATSWORTH	494	494	298	298
CITY OF CHENOA	728	728	226	226
VILLAGE OF COLFAX	403	403	154	154
VILLAGE OF CORNELL	163	163	56	56
VILLAGE OF CULLOM	246	246	104	104
VILLAGE OF DEER CREEK	295	295	66	66
CITY OF DELAVAN	630	630	230	230
VILLAGE OD DESOTO	600	600	283	283
DOUGLAS COUNTY	6023	6023	1976	1976
CITY OF EARLVILLE	709	709	327	327
VILLAGE OF EDINBURG	438	438	114	114
CITY OF ELMWOOD	850	850	216	216
VILLAGE OF EMDEN	163	163	59	59
VILLAGE OF ENERGY	452	452	207	207
VILLAGE OF FARINA	235	235	96	96
VILLAGE OF GLASFORD	407	407	125	125

VILLAGE OF GRANT PARK	504	504	100	100
GRUNDY COUNTY	18,509	91	4,477	22
VILLAGE OF HAMPSHIRE	1972	1972	240	240
CITY OF HENRY	987	987	373	373
VILLAGE OF HEYWORTH	1,060	1,060	245	245
VILLAGE OF HOPEWELL	157	157	21	21
VILLAGE OF INDUSTRY	188	188	66	66
JACKSON COUNTY	23,663	499	12,076	255
VILLAGE OF LELAND	330	330	89	89
VILLAGE OF LODA	163	163	63	63
VILLAGE OF MANLIUS	169	169	85	85
VILLAGE OF MANSFIELD	405	405	145	145
CITY OF MARSHALL	1,700	1,700	707	707
CITY OF MATTOON	7,632	7,632	3,648	3,648
VILLAGE OF MCLEAN	354	330	97	90
CITY OF MINONK	855	855	240	240
MOULTRIE COUNTY	3,786	1464	1,281	495
CITY OF MURPHYSBORO	3,617	3,617	1935	1935
VILLAGE OF OBLONG	626	626	273	273
OTTER CREEK TOWNSHIP	1,123	705	317	199
VILLAGE OF PALESTINE	624	624	285	285
PIATT COUNTY	6,658	1,951	1,538	451
VILLAGE OF PRAIRIE CITY	165	165	78	78
VILLAGE OF PRINCEVILLE	770	770	199	199
READING TOWNSHIP	853	815	257	246
VILLAGE OF RUTLAND	117	117	43	43
VILLAGE OF SAYBROOK	288	288	94	94
VILLAGE OF SIBLEY	138	138	56	56
SOUTH OTTAWA TOWNSHIP	3,097	3097	730	730
VILLAGE OF ST. AUGUSTINE	62	62	28	28
CITY OF ST. ELMO	560	560	324	324
VILLAGE OF STANFORD	212	212	49	49
VILLAGE OF STEWARDSON	305	305	99	99
VILLAGE OF STOY	78	78	13	13
VILLAGE OF STRASBURG	238	217	86	78
VILLAGE OF STRAWN	59	59	9	9
CITY OF SULLIVAN	1,935	1,935	958	958
VILLAGE OF THOMASBORO	509	509	170	170
VILLAGE OF TOLEDO	470	470	225	225
VILLAGE OF TOLONO	1,165	1,165	257	257
VILLAGE OF TOLUCA	542	542	189	189

VILLAGE OF TOVEY	219	219	219	96	96
VILLAGE OF TOWER HILL	181	181	181	74	74
VILLAGE OF WAPELLA	245	245	245	72	72
VILLAGE OF WAYNESVILLE	209	209	209	53	53
VILLAGE OF WELDON	171	171	171	65	65
CITY OF WEST FRANKFORT	3,407	3,407	3,407	1,771	1,771
WOODFORD COUNTY	14,489	14,489	8918	11,367	6996
VILLAGE OF WOODLAND	144	144	144	58	58
CITY OF YATES	281	281	281	101	101
DAYTON TOWNSHIP	380	380	380	53	53
DE KALB COUNTY	37,367	60	12,220	20	20
VILLAGE OF DWIGHT	1,763	1,763	499	499	499
CITY OF ESSEX	274	274	274	64	64
VILLAGE OF GODLEY	230	230	230	59	59
CITY OF HUTSONSVILLE	195	195	195	57	57
CITY OF MOMENCE	964	964	964	284	284
VILLAGE OF ODELL	407	407	407	123	123
VILLAGE OF PALMER	61	61	61	21	21
CITY OF INDSOR	531	531	531	241	241
VILLAGE OF BIG ROCK	416	416	416	63	63
VILLAGE OF KANSAS	287	287	287	152	152
CITY OF ARCOLA	1,115	1,115	1,115	374	374
VILLAGE OF COLP	88	88	88	46	46
CITY OF ABINGDON	1,119	1,119	1,119	543	543
VILLAGE OF SPRING GROVE	1,788	1,788	1,788	253	253
CITY OF MONTICELLO	2,278	2,278	2,278	472	472
CITY OF COFFEEN	172	172	172	82	82
CLARK COUNTY	6,647	97	2373	35	35
VILLAGE OF GRIDLEY	542	542	542	135	135
VILLAGE OF ANCHOR	51	51	51	16	16
IROQUOIS COUNTY	11,829	11,766	4,297	4,274	4,274
MORGAN COUNTY	13,825	6,564	5,268	2,501	2,501
VILLAGE OF DAVIS JUNCTION	743	743	140	140	140
CITY OF HANNA	595	595	171	171	171
VILLAGE OF FORREST	471	471	128	128	128
VILLAGE OF GERMAN VALLEY	181	181	52	52	52
VILLAGE OF FISHER	715	715	192	192	192
VILLAGE OF MACKINAW	904	904	238	238	238
TOWN OF NAUVOO	531	531	216	216	216
CHAMPAIGN COUNTY	80,442	5,999	30,641	2,285	2,285
VILLAGE OF CLAY CITY	374	374	181	181	181

VILLAGE OF DELAND	191	191	97	97
VILLAGE OF LUDLOW	131	131	62	62
CITY OF DALLAS	482	482	185	185
VILLAGE OF LOMAX	177	177	98	98
VILLAGE OF LOUISVILLE	473	473	181	181
VILLAGE OF ASHMORE	351	351	115	115
CITY OF LEROY	1,381	1,381	367	367
CITY OF GALVA	1,149	1,149	494	494
VILLAGE OF HENNEPIN	401	401	126	126
VILLAGE OF GIFFORD	338	338	76	76
CITY OF WYOMING	653	653	300	300
CITY OF MAPLE PARK	471	471	108	108
VILLAGE OF CAMBRIDGE	840	840	284	284
VILLAGE OF MAHOMET	2,774	2,774	580	580
VILLAGE OF GRANVILLE	583	583	210	210
VILLAGE OF GREENVIEW	342	342	97	97
VILLAGE OF IRVING	216	216	86	86
CITY OF EUREKA	2,132	2,132	667	667
VILLAGE OF SAUNEMIN	129	129	53	53
TOTAL:	828408	242030	274214	98098



Lauren Predmore
Paralegal, Legal Affairs

February 27, 2018

Illinois Commerce Commission
Chief Clerk Elizabeth Rolando
527 East Capitol Avenue
Springfield, Illinois 62701

**RE: Docket 14-0100 MCC Illinois LLC
Annual Cable Service Report**

Dear Ms. Rolando:

Please find attached the annual cable service report for MCC Illinois LLC ("Mediacom") pursuant to Section 1101(j) of the Cable and Video Competition Law of 2007 (220 ILCS 5/21-100, et. Seq.). Mediacom was granted a state-issued authorization to offer or provide cable or video service on March 5, 2014.

The report provides the required household information for Mediacom's service area footprint as of December 31, 2017.

Should you need anything further, please do not hesitate to contact me using the information below.

Sincerely,



Lauren A. Predmore

MCC ILLINOIS LLC
ANNUAL CABLE SERVICE REPORT--AS OF DECEMBER 31, 2017

LFA	Number of Households in			Number of Households in	
	Service Area	Service Area Offered Access to Video Service by MCC Illinois LLC	Service Area with Income below \$35,000	Service Area with Income below \$35,000	Service Area with Income below \$35,000 offered access to Video Service by MCC
CITY OF ALEDO	1578	1578	589	589	589
VILLAGE OF APPLE RIVER	195	195	101	101	101
CARROLL COUNTY	6649	210	2357	74	74
VILLAGE OF COAL VALLEY	1499	1499	261	261	261
VILLAGE OF DAVIS JUNCTION	759	630	145	120	120
VILLAGE OF DAVIS	268	268	89	89	89
CITY OF EAST MOLINE	8546	8546	3558	3558	3558
VILLAGE OF ELIZABETH	376	376	191	191	191
CITY OF HAMILTON	1257	1257	409	409	409
VILLAGE OF LYNDON	266	266	83	83	83
VILLAGE OF MILAN	2448	2448	1107	1107	1107
CITY OF MOLINE	18114	18114	6054	6054	6054
CITY OF MOUNT CARROLL	754	754	334	334	334
VILLAGE OF SHANNON	327	327	117	117	117
STEPHENSON COUNTY	19573	39	7778	15	15
VILLAGE OF STOCKTON	828	828	329	329	329
VILLAGE OF THOMSON	313	313	110	110	110
VILLAGE OF WARREN	632	632	228	228	228
WILLIAMSON COUNTY	26758	701	10717	281	281
VILLAGE OF WINNEBAGO	1169	1169	241	241	241
CITY OF SILVIS	3142	3142	1182	1182	1182
VILLAGE OF PECATONICA	905	905	225	225	225
VILLAGE OF LENA	1,182	1,182	426	426	426
VILLAGE OF CLEVELAND	59	59	16	16	16
VILLAGE OF HANOVER	398	398	156	156	156
COLES COUNTY	21,094	11,255	9,677	5163	5163

CITY OF PEARL CITY	376	376	130	130
CITY OF GALENA	1,504	1,504	517	517
VILLAGE OF RIDOTT	57	57	19	19
TOWN OF SIGEL	142	142	51	51
ROCK ISLAND COUNTY	60,391	1,498	21,336	529
VILLAGE OF MILLEDGEVILLE	458	458	144	144
VILLAGE OF SCALES MOUND	182	182	67	67
CITY OF WARSAW	667	667	217	217
VILLAGE OF ERIE	610	610	162	162
VILLAGE OF CARBON CLIFF	843	843	421	421
CITY OF ROCK ISLAND	15,451	15,451	6,508	6,508
CITY OF FULTON	1,579	1,579	544	544
VILLAGE OF CHADWICK	217	217	79	79
VILLAGE OF COLONA	1,810	1,810	366	366
VILLAGE OF DURAND	517	517	218	218
CITY OF MARTINSVILLE	537	537	238	238
TOTAL:	204430	83539	77497	31671



RECEIVED
MAR 20 2018

ILLINOIS COMMERCE COMMISSION
CHIEF CLERK'S OFFICE

March 16, 2018

Liz Rolando
Chief Clerk
Illinois Commerce Commission
527 East Capitol Avenue
Springfield, Illinois 62701

Re: Annual Cable Service Report; Comcast of Chicago, Inc.; Comcast of Florida/Georgia/Illinois/Michigan, LLC; Comcast of Illinois III, Inc.; and Comcast of South Chicago, Inc.

Dear Chief Clerk Rolando:

In accordance with Section 21-1101(j) of the Cable and Video Competition Law of 2007 ("Act"), provided below is the Annual Cable Service Report through December 31, 2017, for: Comcast of Chicago, Inc. (Chicago Area 1); Comcast of Florida/Georgia/Illinois/Michigan, LLC (Chicago Areas 2 and 3); Comcast of Illinois III, Inc. (Chicago Area 4); and Comcast of South Chicago, Inc. (Chicago Area 5).

With respect to the city of Chicago, Comcast is an "incumbent cable operator"¹ because, on January 1, 2007, Comcast provided cable service in and throughout the city of Chicago pursuant to local franchise agreements. Pursuant to and in accordance with those local franchise agreements, Comcast provided cable service access to 100% of low-income households through its city of Chicago "footprint." Because Comcast is an incumbent cable operator under the Act, Comcast must provide cable access in its service territory (i.e. city of Chicago) on the same terms and in a geographic area no smaller than it did on June 30, 2007. Comcast continues to provide cable access in Chicago at the same levels and throughout the same geographic area as it did on June 30, 2007. Therefore, Comcast is fully compliant with these obligations under the Act.

The United States Census Bureau's most recent estimate of the number of "low-income households,"² as defined in Section 21-201(p) of the Act, located within the city of Chicago is 389,612. Comcast provides access to 100% of low-income households (i.e. 389,612) throughout the city of Chicago.

Please contact me at (224) 229-5036 if you have any questions or need additional information.

Sincerely,

Matthew Summy
Vice President, External Affairs

Cc: David Konuch, Vice President of Regulatory Affairs

¹ "Incumbent cable operator" means a person or entity that provided cable services or video services in a particular area under a franchise agreement with a local unit of government pursuant to Section 11-42-11 of the Illinois Municipal Code (65 ILCS 5/11-42-11) or Section 5-1095 of the Counties Code (55 ILCS 5/5-1095) on January 1, 2007. [See 220 ILCS 5/21-201(m)]

² The Census Bureau reported number of "low-income households" has been updated utilizing the 2012-2016 American Community Survey 5-Year Estimates which provides estimates of various demographic data, including household income, annually through the American Community Survey.



1100 Sportsman Dr
Taylorville, IL 62568

www.ctitech.com
(217) 824-6398

Chief Clerk's Office
Illinois Commerce Commission
527 E. Capitol Ave.
Springfield, IL 62701

DF #17

RECEIVED
FEB 09 2018

RE: Computer Techniques, Inc. d.b.a CTI Fiber annual cable service report

ILLINOIS COMMERCE COMMISSION
CHIEF CLERK'S OFFICE

Dear Clerk,

In accordance with Section 21-1101(j) of the Public Utilities Act, we enclose for filing Computer Techniques, Inc. d.b.a CTI Fiber's annual cable service information report.

Computer Techniques, Inc. filed for its original "Application for State-Issued Authorization to Provide Cable Service" on February 23rd, 2015 and was approved on March 11th, 2015.

This is Computer Techniques, Inc.'s third annual report since authorized to provide cable service. Computer Techniques, Inc. has completed constructing facilities in Taylorville, IL and Langleyville, IL.

The attached spreadsheet provides households and subscriber information relative to Computer Techniques, Inc.'s service area footprint as of February 7, 2018.

Please contact me if you have any questions.

Sincerely,

Billy J. Williams

President, Computer Techniques, Inc.

Computer Techniques, Inc. d.b.a. CTI Fiber
2018 Annual Cable Services Report

	Number of Households	Number of Households passed by CTI	Number of Households with access to CTI Video	Number of Households with income below \$35k	Number of Households passed by CTI with income below \$35k	Number of households with income below \$35k with access to CTI Video
Taylorville, IL	4906	4906	4906	2124	2124	2124
Langleyville, IL	160	160	160	61	61	61



Wagner Consulting LLC
A VETERAN OWNED AND OPERATED MANAGEMENT CONSULTING FIRM

April 6, 2018

Ms. Elizabeth Rolando
Chief Clerk
Illinois Commerce Commission
527 East Capitol Avenue
Springfield, IL 62701

Via e-docket

Re: **Docket No. 15-0170: Illinois Electric Cooperative FKA Illinois Rural Electric Cooperative Annual Cable Service Area Report**

Dear Ms. Rolando:

Herewith for filing with the Illinois Commerce Commission, please find the above-referenced Annual Report in accordance with Section 21-1101(j) of the Illinois Public Utilities Act as follows:

Local Unit of Government	# of Households in Service Area	# of Households in Service Area Passed by IEC Video	# of Low Income Households Passed by IEC Video Service	# of Low Income Households
City of Winchester	787	767	334	334
Village of Bluffs	582	582	293	293
Total	1369	1369	627	627

Illinois Rural Electric Cooperative filed its "Application for State-Issued Authorization to Provide Cable and Video Service Pursuant to Section 401 of the Cable & Video Competition Law of 2007" ("Law") on March 3, 2015.

Please contact the undersigned at 217 620-1018 or pete@wagnerconsulting-usa.com should you have any questions or concerns.

Sincerely,

Peter J. Wagner
Consultant to Illinois Rural Electric Cooperative / Illinois Electric Cooperative





Lauren Predmore
Paralegal, Legal Affairs

February 27, 2018

Illinois Commerce Commission
Chief Clerk Elizabeth Rolando
527 East Capitol Avenue
Springfield, Illinois 62701

**RE: Docket 15-0352 Mediacom Southeast LLC
Annual Cable Service Report**

Dear Ms. Rolando:

Please find attached the annual cable service report for Mediacom Southeast LLC ("Mediacom") pursuant to Section 1101(j) of the Cable and Video Competition Law of 2007 (220 ILCS 5/21-100, et. Seq.). Mediacom was granted a state-issued authorization to offer or provide cable or video service on June 3, 2015.

The report provides the required household information for Mediacom's service area footprint as of December 31, 2017.

Should you need anything further, please do not hesitate to contact me using the information below.

Sincerely,

A handwritten signature in black ink, appearing to read "Lauren Predmore", with a long, sweeping horizontal stroke underneath.

Lauren Predmore

Encl.

**MEDIACOM SOUTHEAST LLC
ANNUAL CABLE SERVICE REPORT—AS OF DECEMBER 31, 2016**

	Number of Households in Service Area	Number of Households in Service Area Offered Access to Video Service by Mediacom Southeast LLC	Number of Households in Service Area with Income below \$35,000	Number of Households in Service Area with Income below \$35,000 offered access to Video Service by Mediacom Southeast LLC
LFA	157	157	67	67
PERRY COUNTY	217	217	117	117
CITY OF MOUND				
VILLAGE OF MONROE CENTER	182	182	25	25
VILLAGE OF NAPLATE	211	211	90	90
RANDOLPH COUNTY	11,907	0	1,044	0
VILLAGE OF ROYALTON	505	505	257	257
VILLAGE OF GREEN VALLEY	310	310	101	101
VILLAGE OF COBDEN	443	443	210	210

STATEWIDE TOTALS 13932 2025 1911 867



April 4, 2018

Chief Clerk
Illinois Commerce Commission
527 E. Capitol Avenue Springfield, IL 62701

RE: Docket Number 15-0396
2017 Annual Cable Service Report
RCN Telecom Services of Illinois, LLC

Dear Clerk,

Please find the attached Annual Cable Service Report of RCN Telecom Services of Illinois, LLC (RCN). Pursuant to Section 100 IG) of the Cable and Video Competition Law of 2007 (220 ILCS 5/21-100), RCN was granted its Application for State Issued Authorization to Provide Cable Services on July 9, 2015.

The attached spreadsheet provides RCN's required information for RCN State Issued Authorization Service area footprint as of December 31, 2017.

If you should have any questions, please contact me at 312-955-4678.

Sincerely,

A handwritten signature in black ink, appearing to read "Trudy M. Longnecker", written over a light grey circular stamp.

Trudy M. Longnecker
Sr. Manager, Tariff and Compliance

Enclosures

Annual Cable Service Report of RCN Telecom Services of Illinois, LLC

December 31, 2017

Service Area	# of Households	# of Households Passed by RCN	# Households with Access to RCN	# of Households with Income Below \$35,000	# of Households Passed by RCN with Income Below \$35,000	# of Households with Income Under \$35,000 with Access to RCN Services
Lincolnwood, Village of	4,640	4,640	4,304	790	790	790
Evanston	29,016	11,949	8,819	8,077	3,205	2,314



Wagner Consulting LLC
A VETERAN OWNED AND OPERATED MANAGEMENT CONSULTING FIRM

April 5, 2018

Ms. Elizabeth Rolando
Chief Clerk
Illinois Commerce Commission
527 East Capitol Avenue
Springfield, IL 62701

Via e-docket

Re: Docket No. 16-0051: Co-Mo Comm, Inc. Annual Cable Service Report

Dear Ms. Rolando:

Herewith for filing with the Illinois Commerce Commission, please find the above-referenced Annual Report in accordance with Section 21-1101(j) of the Illinois Public Utilities Act attached.

Co-Mo Comm, Inc. was granted Authorization to Provide Cable and Video Service Pursuant to Section 401 of the Cable & Video Competition Law of 2007" ("Law") in Commission Docket 16-0051.

Please contact me at 217 620-1018 or pete@wagnerconsulting-usa.com should you have any questions or concerns.

Sincerely,

Peter J. Wagner
Consultant to Co-Mo Comm, Inc.

cc: Mr. Andy Burger, Co-Mo Comm, Inc.
Ms. Barbie Petree, Co-Mo Comm, Inc.



CO-MO COMM, INC.

Illinois Service Area

ICC #. 16-0051

Annual Report of Service Area Footprint (2018 Report)

Local Unit of Government	# of Households in Service Area Footprint	# of Households Passed	# of Low Income Passed	# of Low Income Households
City of Barry	572	572	293	293
City of Quincy ⁱ	19,208	19,208	7271	7271
City of Winchester	782	782	334	334
Brown County ⁱⁱ	1004	1004	442	442
Calhoun County ⁱⁱⁱ	0	0	0	0
Hancock County ^{iv}	1090	1090	386	386
McDonough County ^v	223	223	67	67
Pike County ^{vi}	454	454	200	200
Schuyler County ^{vii}	275	275	22	22
Scott County ^{viii}	700	700	196	196
Village of Bluffs	677	677	96	96
Village of Augusta	393	393	118	118
Village of Bowen	245	245	115	115
Village of Coatsburg	146	146	79	79
Village of Golden	376	376	143	143
Village of Perry	187	187	105	105
Village of Plymouth	451	451	176	176
Fowler ^{ix}	435	435	113	113
Paloma ^{ix}	71	71	10	10
Chambersburg Township	72	72	30	30
Fishhook ^{x, xii}	NA	NA	-	-
Hersman ^{xi, xii}	NA	NA	-	-
Village of Liberty	196	196	119	119
Village of Payson	449	449	148	148
Village of Camp Point	489	489	44	44
Village of Clayton	357	357	28	28
Village of Lima	72	72	5	5
Village of Loraine	120	120	18	18
Village of Mendon	325	325	26	26
Village of Ursa	263	263	29	29
Village of La Prairie	362	362	47	47
Marcelline ^{xii}	NA			-
Total	----- --			11,437

Notes

ⁱ Service in the City of Quincy is governed by a franchise agreement, as modified from time to time, between a third party cable infrastructure provider and the City.

ⁱⁱ Service includes the following Census Blocks:

170099704002154	170099704003042	170099704003043	170099705002008
170099705002109	170099705002111	170099705002116	170099705002117
170099705002118	170099705002119		

ⁱⁱⁱ Service in Calhoun County is governed by special county right-of-way regulations applied to third party cable infrastructure providers. These regulations prohibit right-of-way to support state authorized cable and video service at this time.

^{iv} Service includes the following Census Blocks:

			170679543004053
170679543001006	170679543001008	170679543001009	170679543001010
170679543001023	170679543001024	170679543001025	170679543001026
170679543001031	170679543001032	170679543001033	170679543001034
170679543001035	170679543001036	170679543001037	170679543001038
170679543001039	170679543001041	170679543001042	170679543001043
170679543001044	170679543001045	170679543001046	170679543001047
170679543001048	170679543001049	170679543001050	170679543001051
170679543001052	170679543001054	170679543001055	170679543001056
170679543001057	170679543001058	170679543001059	170679543001060
170679543001061	170679543001062	170679543001063	170679543001064
170679543001065	170679543001066	170679543001067	170679543001068
170679543001069	170679543001070	170679543001071	170679543001074
170679543001075	170679543001089	170679543001090	170679543001137
170679543001139	170679543001140	170679543002134	170679543004003
170679543004004	170679543004013	170679543004014	170679543004015
170679543004016	170679543004017	170679543004018	170679543004019
170679543004022	170679543004023	170679543004024	170679543004025
170679543004026	170679543004027	170679543004028	170679543004029
170679543004030	170679543004031	170679543004032	170679543004033
170679543004034	170679543004036	170679543004037	170679543004038
170679543004039	170679543004040	170679543004041	170679543004042
170679543004043	170679543004044	170679543004045	170679543004046
170679543004048	170679543004049	170679543004051	170679543004052

^v Service includes the following Census Blocks:

171090111004097	171090111004141	171090111004142	171090111004143
171090111004147			

vi Service includes the following Census Blocks:
171499524002002 171499524002003 171499524002093 171499524002094
171499524002096 171499524002106 171499524002107 171499524002108
171499524002109 171499524002110
171499524002114 171499524002124 171499524002125 171499524002126
171499524002174 171499524002177 171499524002179 171499524002180
171499524002181 171499524002182 171499524002191

vii Service includes the following Census Blocks:
171699701003005 171699701003007 171699701003008 171699701003012
171699701003013 171699701003066 171699701003071 171699701003073

viii Service includes the following Census Blocks:
171719706001056 171719706001062 171719706001048 171719706001071
171719706001083 171719706001063 171719706001074 171719706001078
171719706001080 171719706001052 171719706001086 171719706001059
171719706001077 171719706001050 171719706001073 171719706001079
171719706001047 171719706001076 171719706001046 171719706001058
171719706001043 171719706001060 171719706001061 171719706002102
171719706002072 171719706002103 171719706002075 171719706001075
171719706002100 171719706002025 171719706002070 171719706001010
171719706002034 171719706001081 171719706001084 171719706001085
171719706002026 171719706001051 171719706001039

ix Unincorporated Adams County.

x Unincorporated Pike County.

xi Unincorporated Brown County

xii No US Census Data Available.

STATE OF ILLINOIS
ILLINOIS COMMERCE COMMISSION

iTV-3, LLC)
d/b/a iTV-3 of Central Illinois, LLC)
Application for State-Issued Authorization to Provide) Docket No. 16-0311
Cable Service Pursuant to Section 401 of the Cable)
and Video Competition Law of 2007)

NOTICE OF FILING

PLEASE TAKE NOTICE that iTV-3, LLC d/b/a iTV-3 of Central Illinois, LLC, through its undersigned counsel, in compliance to 220 ILCS 5/21-1101(j), files the attached report to the Commission for each of the service areas as described in Section 5/21-1101(d) in which it provides access to its cable service in the State.

Dated: March 20, 2018

Respectfully submitted,
iTV-3, LLC d/b/a iTV-3 of Central Illinois, LLC

By: 

Joseph D. Murphy
Meyer Capel
A Professional Corporation
306 W. Church St.
Champaign, IL 61820
Phone: 217-352-0030
Fax: 217-352-9294
Email: jmurphy@meyercapel.com

Docket No. 16-0311


CERTIFICATE OF SERVICE

The undersigned certifies that a copy of the Notice of Filing and attachment was submitted for filing with the Illinois Commerce Commission via e-docket and served upon the following persons by email this 20th day of March, 2018:

John T. Riley
Administrative Law judge
Illinois Commerce Commission
160 N. LaSalle St., Ste. C-800
Chicago, IL 60601-3104
Email: jriley@icc.illinois.gov

James Zolnierek
Case Manager
Illinois Commerce Commission
527 E. Capitol Ave.
Springfield, IL 62701
Email: jzolnier@icc.illinois.gov

Matthew L. Harvey
Office of General Counsel
Illinois Commerce Commission
160 N. LaSalle St., Ste. C-800
Chicago, IL 60601-3104
Email: mharvey@icc.illinois.gov



Joseph D. Murphy



March 16, 2018

RECEIVED

MAR 23 2018

ILLINOIS COMMERCE COMMISSION
CHIEF CLERK'S OFFICE

Illinois Commerce Commission
Chief Clerk
527 East Capitol Ave
Springfield, IL 62701

DF #17

Re: Annual Cable Service Report

Attached is the 2017 Annual Cable Service Report of households and subscribers per community pursuant to Section 1001(j) of the Cable and Video Competition Law of 2007 (220 ILCS 5/21-100, etseq). Wabash Communications received our statewide Cable and Video Authorization on January 11, 2017 in Docket 16-0592.

If you have any questions, please feel free to contact me at 618/665-3311.

Wabash Communications

A handwritten signature in cursive script that reads "Barry Adair".

Barry Adair
EVP/General Manager

(618) 665-3311
Fax (618) 665-4188
P.O. Box 299
Louisville, IL 62858

2017 Cable Service Annual Report



Community	Number of Households in Service Area	Number of Households in Service Area Offered Access to Video Service by [MVPD]	Households in Service Area with Income below \$35,000	Households in Service Area with Income below \$35,000 Offered Access to Video Service by [MVPD]
Odin	96	22	14	3
Iuka	143	125	18	16
Sandoval	34	8	10	2
<hr/>				
<hr/>				
<hr/>				
STATEWIDE TOTALS	273	155	42	21

MINTZ LEVIN

Craig A. Gilley | 202 434 7459 | cagilley@mintz.com

Attachment N
Page 1 of 2

701 Pennsylvania Avenue, N.W.
Washington, D.C. 20004
202-434-7300
202-434-7400 fax
www.mintz.com

March 26, 2018

Illinois Commerce Commission
Chief Clerk Elizabeth Rolando
527 East Capitol Avenue
Springfield, Illinois 62701

DF #17
RECEIVED
MAR 27 2018

ILLINOIS COMMERCE COMMISSION
CHIEF CLERK'S OFFICE

Re: Docket 17-0365
Telecommunications Management, LLC d/b/a NewWave Communications
Annual Cable Service Report

Dear Ms. Rolando:

Please find attached the annual cable service report of Telecommunications Management, LLC d/b/a NewWave Communications ("NewWave") pursuant to Section 1001(j) of the Cable and Video Competition Law of 2007 (220 ILCS 5/21-100, et seq.). NewWave was granted a State-issued authorization to offer or provide cable or video service on September 27, 2017. Should there be any questions regarding this report, please contact the undersigned.

Sincerely,



Craig A. Gilley
Counsel for NewWave

cc: Emerson Yearwood

Mintz, Levin, Cohn, Ferris, Glovsky and Popeo, P.C.

BOSTON | LONDON | LOS ANGELES | NEW YORK | SAN DIEGO | SAN FRANCISCO | STAMFORD | WASHINGTON

LFA	Number of Households in Service Area	Number of Households in Service Area Offered		Households in Service Area with		Households in Service Area with	
		Access to Video Service by NewWave	Income below \$35,000	Income below \$35,000	Offered Access to Video Service by NewWave		
Oreana Village	374	374	123		123		
Argenta Village	373	373	112		112		
Bond County	6,148	6,148	2,318		2,318		
Chester City	2,267	2,267	1,034		1,034		
Christopher City	1,222	1,222	613		613		
Crossville Village	292	292	149		149		
Greenville City	2,029	2,029	813		813		
Hoopston City	2,324	2,324	942		942		
Jersey County	8,830	8,830	2,678		2,678		
Jerseyville City	3,511	3,511	1,181		1,181		
Macoupin County	18,982	18,982	6,378		6,378		
McLeansboro City	1,278	1,278	635		635		
Milford Village	557	557	271		271		
Montgomery County	10,985	10,985	4,125		4,125		
Randolph County	11,895	11,895	4,276		4,276		
St. Clair County	102,267	102,267	37,886		37,886		
Wabash County	4,871	4,871	1,804		1,804		
Wayne County	7,043	7,043	2,785		2,785		
Wellington Village	114	114	43		43		
STATEWIDE TOTALS	185,362	185,362	68,166		68,166		

**STATE OF ILLINOIS
COMMERCE COMMISSION**

MADISON COMMUNICATIONS, INC.)	
)	
Application for State-Issued Authorization to Provide)	Docket No. 17-0584
Cable Service Pursuant to Section 401 of the Cable)	
and Video Competition Law of 2007)	

NOTICE OF FILING

PLEASE TAKE NOTICE that MADISON COMMUNICATIONS, INC., through its undersigned counsel, in compliance with 220 ILCS 5/21-1101(j), files the attached report to the Commission for each of the service areas as described in Section 5/21-1101(d) in which it provides access to its cable service in the State.

Dated: March 20, 2018

Respectfully Submitted,

Madison Communications, Inc.,

By: 

Joseph D. Murphy
MEYER CAPEL
A Professional Corporation
PO Box 6750
Champaign, Illinois 61826-6750
Telephone: 217/352-0030
jmurphy@meyercafel.com


CERTIFICATE OF SERVICE

The undersigned certifies that the NOTICE OF FILING was submitted for filing with the Illinois Commerce Commission via the eDocket electronic filing system and was served upon the following persons by e-mail this 20th day of March, 2018:

John T. Riley, Administrative Law Judge
Illinois Commerce Commission
160 N. LaSalle St., Ste. C-800
Chicago, IL 60601-3104
john.riley@illinois.gov

David Sackett, Case Manager
Illinois Commerce Commission
527 E. Capitol Ave.
Springfield, IL 62701
david.sackett@illinois.gov

Marcy A. Sherrill
Office of General Counsel
Illinois Commerce Commission
160 N. LaSalle St., Ste. C-800
Chicago, IL 60601
Marcy.Sherrill@illinois.gov



Joseph D. Murphy
Meyer Capel
A Professional Corporation
306 W. Church Street
Champaign, IL 61820
(217) 352-0030
jmurphy@meyercafel.com

Community	Number of Households in Service Area	Number of Households In Service Area Offered Access to Video Service by Madison Communications	Households in Service Area with Income below \$35,000	Households In Service Area with Income below \$35,000 Offered Access to Video Service by Madison Communications
Madison County - designated areas only	1,645	1,645	93	93
STATEWIDE TOTALS	1,645	1,645	93	93