



2021 Annual Report



Michael W. Frerichs
ILLINOIS STATE TREASURER

Dear Illinois Residents,

In Illinois, the Treasurer is the state's Chief Investment Officer. The office invests money on behalf of taxpayers, college savers, and units of local government. The investment portfolio is \$52 billion. The investment approach is cautious to ensure the preservation of principal.

However, I strongly believe the state treasury must invest in people. That is why we provide tools so individuals can invest in themselves. These tools include savings plans for college and trade school, removing barriers to a secure retirement, helping people with disabilities save their own money for future needs, protecting residents from predatory companies, and making capital available to farmers, entrepreneurs, and neighborhood investment.

In Illinois, Fiscal Year 2021 is from July 1, 2020 to June 30, 2021. During this past fiscal year, our office made significant strides to benefit taxpayers and residents. They include:

College Savings: Bright Start college savings program continues to earn top honors by independent analyst Morningstar. Bright Start earned a gold rating, the highest rating, for the fifth consecutive year. An advisor-sold plan, Bright Directions, also is available. At the end of the fiscal year, about 780,000 account holders invested over \$17 billion to pay for certain expenses at a community college, college, university, or qualifying trade school.

Protecting Consumers: We continue our leadership role to prohibit retailers from using rebate cards that charge dormancy fees. These fees often deplete the entire value of a rebate card. This addresses the practice of retailers utilizing cards issued by national banks to avoid consumer protections under the Illinois Unclaimed Property Act.

Cannabis Banking: Recreational cannabis for adults 21 years of age and older became legal Jan. 1, 2020. Nevertheless, significant hurdles remain when offering financial services directly to enterprises that cultivate or dispense cannabis. Equally important, but less widely known, is that service providers to the cannabis industry such as landlords, attorneys, electricians, and plumbers potentially face banking hurdles. The Illinois Treasury continues to urge federal clarification while it provides capital to financial institutions seeking to enter this space. Previously, we convinced Illinois lawmakers to prohibit the state from issuing an order against, or prohibiting, penalizing, or discouraging a state bank or credit union from providing financial services to legitimate cannabis-related businesses.

Fighting for Families: Our unclaimed property unit safeguards more than \$3.5 billion in cash and valuables. Examples include bank safe deposit box contents or an undelivered paycheck or utility refund. Life insurance policies also are included. A record-shattering \$1.3 billion has been returned in the past six years.

Honoring Our Veterans: Military medals also are part of unclaimed property. Our efforts to locate these service members or their heirs continue after private entities failed for more than five years. These bittersweet reunions are profoundly moving and include Purple Hearts and Service Medals from military conflicts.

Letter From Illinois State Treasurer Michael W. Frerichs



Saving for Retirement: There is a retirement crisis in America. Secure Choice is one tool to address this emergency in Illinois. This retirement savings vehicle is not employer-based. Instead, it travels with the worker. Enrollment continued to grow this fiscal year. Approximately 95,000 workers saved their own money for their own retirement. Total assets under management was approximately \$67 million. When fully implemented, Secure Choice could create retirement savings for 1.2 million workers in Illinois.

People with a Disability: The Achieving a Better Life Experience (ABLE) investment accounts allow individuals with a disability to save their own money for their own care without jeopardizing federal benefits. The Illinois Treasury leads a multi-state alliance in this effort. During this past fiscal year, there were approximately 2,400 ABLE accounts in Illinois worth an estimated value of \$23 million.

Sound Investment for Local Governments: The Illinois Funds is a Local Government Investment Pool operated by the treasurer's office. At the end of the fiscal year, there were approximately 1,500 investment participants with a total value of approximately \$9 billion. Since 1975, The Illinois Funds has provided a safe, liquid, and competitive investment. The Illinois Funds has received Fitch's highest rating of AAmmf and is designed to augment, not replace, local banking relationships.

Sustainable Investing: The sustainable investing space continues to grow. Nationally, there are more than \$17 trillion in assets under management. This space also is called ESG investing because environmental, social, and governance factors are considered when evaluating risk. Ignoring risk invites ill-informed decisions and potential governmental regulation. The Illinois General Assembly agrees with our view and previously passed legislation that encourages all state and local entities that manage public funds to integrate sustainable investing factors into the investment decision-making process.

The Illinois Treasurer's Office invests money on behalf of the state, college savers, and units of local government. However, the Treasurer must also provide tools so that individuals can invest in themselves. I pledge to continue to be a responsible investment officer and to promote the tools of the treasurer's office that can help people save for college, retire with dignity, and have access to capital to pursue their dreams.

Sincerely,



Michael W. Frerichs
Illinois State Treasurer

Office Mission Statement

The Illinois State Treasurer's Office is dedicated to protecting the state's investment portfolio, ensuring the liquidity of all investments, and consistently producing earnings at or above industry standards.

Our investment decisions will promote education, access, and opportunity for individuals and governmental bodies across our state to give families the tools to achieve the American Dream.

The Treasurer's Office is committed to fulfilling this mission in a highly professional and ethical manner, while striving for transparency, efficiency, and preservation of public trust.

Table of Contents

6	INVESTMENTS, BANKING, AND FINANCE
8	INVEST IN ILLINOIS
10	INVESTING IN THE ILLINOIS ECONOMY: ILLINOIS IS THE MIDWEST TECHNOLOGY HUB
12	LEVELING THE PLAYING FIELD
17	GROWING ILLINOIS BUSINESSES AND THE STATE'S ECONOMY
18	MAKING MONEY FOR THE PEOPLE OF ILLINOIS
19	ePAY: MORE OPTIONS AND SERVICES
20	UNCLAIMED PROPERTY
21	COLLEGE SAVINGS PROGRAMS
22	ILLINOIS ABLE: ACHIEVING A BETTER LIFE EXPERIENCE
23	ILLINOIS SECURE CHOICE: A PATH TO RETIRING WITH DIGNITY
24	CHARITABLE TRUST STABILIZATION GRANTS
25	MONEY MINDED ILLINOIS: FINANCIAL LITERACY AND EDUCATION
26	ILLINOIS FINANCIAL WELLNESS HUB
27	INVESTMENT POLICIES
28	FINANCIALS
44	CONTACT US



Investments, Banking and Finance

State Investments & Banking

State legislators budget public monies that are collected, but that money is not spent all at once. The Treasurer's Office is responsible for receiving and safekeeping public monies and managing the State Investments Portfolio, ensuring liquidity to meet the State's obligations and investing all remaining funds in authorized investments. The State Investments Portfolio, with total assets over \$19 billion, is an investment program with the following objectives: safety of principal, liquidity, diversification, return on investment, and to support community development efforts.

Furthermore, State Banking maintains numerous accounts with financial institutions to process deposits for check clearing, lockbox services, ACH transactions, depository and custodial services, and electronic payment transactions on the State's behalf. In fiscal year 2021, the State Banking Division processed \$207 billion in receipts and \$207 billion in expenditures on behalf of the State.

The Illinois Public Treasurers' Investment Pool ("The Illinois Funds")

Created in 1975, the Illinois Public Treasurers' Investment Pool (referred to as "The Illinois Funds") was the first local government investment pool established in the nation. The Illinois Funds enables communities across the state to pool and invest their money together in a fund to earn greater returns. The fund is comprised of over 1,500 participating entities with net assets over \$9 billion. The Illinois Funds is a safe, secure, highly liquid, diversified fund that holds Fitch's AAmmf rating, the highest fund rating possible.

ePAY

ePAY is a full-service electronic payment services product specifically designed for Illinois government agencies so they can quickly and securely receive monies through convenient, customized payment channels. Since 2002, ePAY has provided public agencies and state universities with safe, timely, and competitively priced solutions for credit/debit card and electronic check acceptance. Today, ePAY processes nearly \$3.4 billion in annual transactions for over 500 public agencies in the State. The Illinois Treasurer conducts and oversees product management, including customer service, marketing, and compliance.

Fiscal Operations

Fiscal Operations successfully performs daily, monthly, quarterly, and annual general accounting activities, including balancing the general ledger, processing accounts payable, reconciling bank accounts, compiling budget estimates for the appropriation process, and preparing financial statements. The team is also responsible for processing payment warrants, forgery claims and depositing unclaimed property, circuit clerk, estate tax, and other miscellaneous receipts. The Fiscal Operations Division continues to work toward its overall objective to provide accurate and timely general, budgetary, and financial reporting services to internal and external constituents.

Portfolio & Risk Analytics

Portfolio & Risk Analytics is responsible for managing several investment objectives, fiduciary duties, and strategic initiatives. This includes analyzing, modeling, forecasting, compliance, and reporting efforts for the internally managed investment portfolio. The division monitors portfolio performance, identifies and mitigates risk exposure, and seeks investment opportunities that offer financial value creation. As such, they assess existing and prospective debt issuing counterparties for investment suitability and report on financial strength such as creditworthiness, financial performance, and potential factors that may have a material financial impact on the safety and/or performance of our investments. The eligibility and suitability of existing and prospective broker/dealers is examined to identify financial performance, compliance with regulators, and other risks. They employ internal quantitative and qualitative models to measure risk utilizing market best practices of data and relative analysis to ensure financial application measures up against self-performance, industry peers, and the overall market. Investment recommendations are formally presented to the investment committee and portfolio managers that helps guide the investments of the Treasurer's Office.

Investment Analysis & Due Diligence

Investment Analysis and Due Diligence is responsible for monitoring externally managed portfolios and investment funds within the investment vehicles of the Treasurer's Office, including, but not limited to, the 529 College Savings Programs, Secure Choice Retirement Savings Program, the Illinois Growth and Innovation Fund (ILGIF), and the Illinois Achieving a Better Life Experience (ABLE) program. This team is responsible for the selection, assessment, portfolio management, and integration of sustainability factors for all prospective and current investment managers. The team continually reviews investment framework/design,

portfolio construction, manager selection, asset allocation and modification, investment analysis, economic impact, investment policies/objectives and management structures and helps guide decision-making regarding the continued appropriateness of investment managers, policies, and program structures.

Corporate Governance & Sustainable Investment

In order to fulfill the fiduciary and mission objectives, the Corporate Governance & Sustainable Investment manages and executes a number of core investment policies that apply across the Treasurer's Office programs, including: (1) maximizing participation of qualified investment firms owned by minorities, women, veterans, or disabled persons (MWVD Program); (2) providing preference to investment firms with corporate headquarters located in Illinois (Illinois-Headquartered Program); and (3) integrating sustainability factors into the investment decision-making process in order to enhance the long-term value of the Office's investments (Raising The Bar Program).



Invest in Illinois

Community Development Linked Deposits

Through the Community Development Linked Deposit Program (Linked Deposits), the Treasurer's Office deposits money in approved financial institutions at a below-market rate. Those financial institutions, which include community banks, credit unions, and savings and loan companies, then use that money to provide loans to qualified borrowers pursuant to the guidance and terms of the Treasurer's Office.

In the end, the Treasurer's Office earns an investment return on the money deposited, participating financial institutions earn interest on the money lent, and qualified borrowers in Illinois gain access to reduced-cost loans they can use to expand their business or improve their farm.

As the State's Chief Investment Officer, the State Treasurer has a tremendous opportunity to generate investment earnings while simultaneously promoting community development and economic growth here in Illinois. The Treasurer's Office is particularly focused on championing, growing, and investing in underserved areas of Illinois, including rural small towns, suburban communities, or large city centers. Not only are there investment opportunities in these communities, there are opportunities for job creation, business growth, and long-term economic prosperity.

Ag Invest

For over 38 years, the Treasurer's Office has facilitated loan opportunities for Illinois farmers through Ag Invest. Treasurer Frerichs has been committed to our Illinois agriculture partners across the State and continues to offer a program that provides valuable resources to today's farmer.

Ag Invest FY 21

Annual Ag: \$89,773,500/ 457 Borrowers
Long-Term Ag: \$414,125/ 12 Borrowers

Cream of the Crop

The Ag Invest Program celebrated its 9th annual Cream of the Crop Photo Contest to encourage Illinois youth to get more involved in agriculture. Children of various age groups submitted agriculture-related photographs taken by them. This year, the Treasurer's Office received a record number of entries -- over 200 photos submitted for judging. The contest was judged by a panel of individuals from the education and agriculture industry. The winners' artwork was featured in the Treasurer's tent at the 2021 Illinois State Fair, Ag Invest Program Calendar and other marketing materials.

Business Invest

Business Invest – Illinois Small Business COVID-19 Relief Program is an impact investment loan program under which the State Treasurer made up to \$500 million in deposits available to banks and credit unions throughout the State, at near-zero rates, to assist Illinois small businesses and non-profits negatively affected by the COVID-19 pandemic. The purpose of this funding is to provide vital economic support

to small businesses and non-profits throughout Illinois to help overcome the loss of revenue they experienced.

Through this program, the Treasurer's Office partners with approved financial institutions to provide loans -- either lower rate loans, or loans that they would not otherwise qualify for -- to Illinois small businesses and non-profits impacted by the COVID-19 pandemic.

The State funds are deposited with qualified financial institutions for a 1-year term at a near-zero deposit rate of 0.01% (0.0001). These funds facilitate affordable loans (not to exceed 4.75%) to small businesses and non-profits to be used to provide bridge funding, pay fixed debts, payroll, accounts payable and other bills.

Business Invest – Community Uplift Program (CUP) offers qualified financial institutions that operate in designated areas (i.e. Illinois Enterprise Zones, Opportunity Zones, Low-Income Communities) access to State impact investment capital at a lower rate, in the form of a time deposit. This gives community banks, local credit unions, and savings and loan institutions in areas of economic development access to additional financial resources, which positions them to increase lending efforts to businesses and spur economic activity.

Business Invest FY 21

Small Business COVID-19 Relief Program: \$91,360,000 /
7 Participating Institutions

Community Invest

Community Invest – Opportunity Illinois is a consumer-focused loan program. The program offers qualified financial institutions that operate in designated areas (i.e. Illinois Enterprise Zones, Opportunity Zones, Low-Income Communities) access to State impact investment capital at a lower rate, in the form of a time deposit. This gives community banks, local credit unions, and savings and loan institutions in areas of economic development access to additional financial resources, which positions them to increase lending efforts to individuals and spur economic activity.

Community Invest – Cannabis Banking Services Program is a community development program that offers qualified banks and credit unions access to state impact investment capital at a lower rate, in the form of time deposits. This gives banks and local credit unions additional financial resources to support the implementation or expansion of basic banking services to legal cannabis-related businesses in Illinois. In turn, this allows

cannabis-related businesses, their employees and the ancillary businesses that support them to: (1) make deposits; (2) write checks; (3) enable payroll; (4) permit electronic payments; (5) conduct other related banking services to facilitate cash deposits and the payment of taxes, fees and other charges; and (6) execute a number of banking activities promptly and accurately. Furthermore, this also promotes fraud deterrence, anti-money laundering efforts, and decreased danger of crime or other loss made possible by the possession of significant amounts of cash on business premises.

Through this program, the Treasurer's Office partners with approved financial institutions to provide banking services to a cannabis-related business that would not otherwise have access or have limited access to banking services due to federal government statutes.

This program enables cannabis-related businesses access to banking services that help build operational capacity and better serve their communities. Cannabis-related businesses would be able to transition from an all-cash cannabis market to a fully banked, regulated, and transparent market.



Investing in the Illinois Economy

Illinois is the Midwest's Technology Hub

Established by Treasurer Frerichs, the Illinois Growth and Innovation Fund (ILGIF) is an evergreen, \$1 billion impact investment fund that will invest in ways to attract, assist and retain quality technology-enabled businesses in Illinois. The Treasurer's Office does this by making targeted investments with venture capital (VC), growth equity and private venture debt firms with a nexus to the State of Illinois.

History

Legally named the Technology Development Account I (TDA I), lawmakers in 2002 authorized the initial round of \$74 million in investments to Illinois venture capital firms. TDA I created approximately 6,300 jobs and generated more than \$150 million in private investment.

Lawmakers in 2011 authorized a second round of TDA funding, called TDA II. However, the treasury did not act on the authorization. In 2015, Treasurer Frerichs, used the TDA II authority to establish and launch the \$222 million ILGIF investment fund and began making investments in 2016.

In 2018, Treasurer Frerichs announced an increase to the amount of investment capital available in ILGIF, increasing


the total to approximately \$1 billion in available investment capital over 10 years from the State's existing investment portfolio. ILGIF was structured as an evergreen fund designed to allocate capital on a recurring basis, in perpetuity, to be invested with Illinois venture capital, growth equity and private venture debt investment firms.

Illinois Growth and Innovation Fund (ILGIF) Goals

1. Deliver strong investment performance for Illinois
2. Drive economic development for Illinois
3. Foster a more connected, inclusive and engaged entrepreneurial and venture community in Illinois
4. Support diversity and inclusion to enable fund managers to grow promising tech-enabled companies
5. Integrate sustainability factors to increase expected financial returns and minimize projected risk

ILGIF Projected Impact

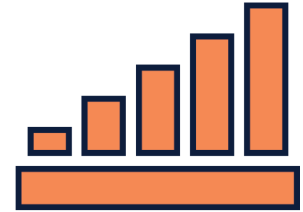
While investment performance is a key goal, ILGIF also seeks to be an economic development catalyst. Investments through ILGIF are expected to create approximately 60,000 jobs in Illinois and attract significant private-sector capital, which will further spur interest across the Midwest, positioning Illinois as the anchor to the Midwest tech and entrepreneurial ecosystem.



Invest \$1B State Funds



Attract \$2B+ Private Investment



Create 60,000+ Jobs

IMPACT SINCE JANUARY 1, 2016

16.4%

INTERNAL RATE OF RETURN

1.3X

MULTIPLE ON INVESTED CAPITAL

30,600

FULL-TIME ILLINOIS
EMPLOYEES

\$9.2 BILLION

INVESTED IN
ILLINOIS COMPANIES

\$31.2 BILLION

IN AGGREGATE GAAP REVENUE

\$173.5 MILLION INVESTED IN

MINORITY & WOMEN-OWNED FUNDS

INVESTED IN 110 BUSINESSES

OWNED BY MINORITIES, WOMEN,
VETERAN OR DISABLED OWNED
PERSONS

**CONTINUE TO IDENTIFY,
RECRUIT & RECOMMEND MWVD
FUND MANAGERS/BUSINESSES**

INVESTED IN 122 GREEN TECHNOLOGY BUSINESSES



Leveling the Playing Field

A core tenet of Treasurer Frerichs’ mission is to promote education, access, and opportunity for individuals and governmental bodies across our State to give families the tools to achieve the American Dream.

Treasurer Frerichs has made equity, diversity and inclusion a priority officewide. Treasurer Frerichs’ investment strategy, Raising The Bar, integrates sustainability factors into investment decisions to reduce risk exposures and maximize returns for the people of Illinois. This includes a focus on investment risks and opportunities related to corporate governance, environmental factors, social capital, human capital, and business model features.

Focus on Diversity

Treasurer Frerichs believes that our government should mirror the great diversity in our State. Furthermore, diversity is good for business. The Treasurer’s Office has made great strides to ensure inclusion and provide more opportunities for minority, women, veteran, and disabled (MWVD) firms.

Among Treasurer Frerichs’ top priorities is to continue to transform the Office’s culture, policies, and operations to help ensure equal opportunity.

Increasing Business with MWVD Broker/Dealers:

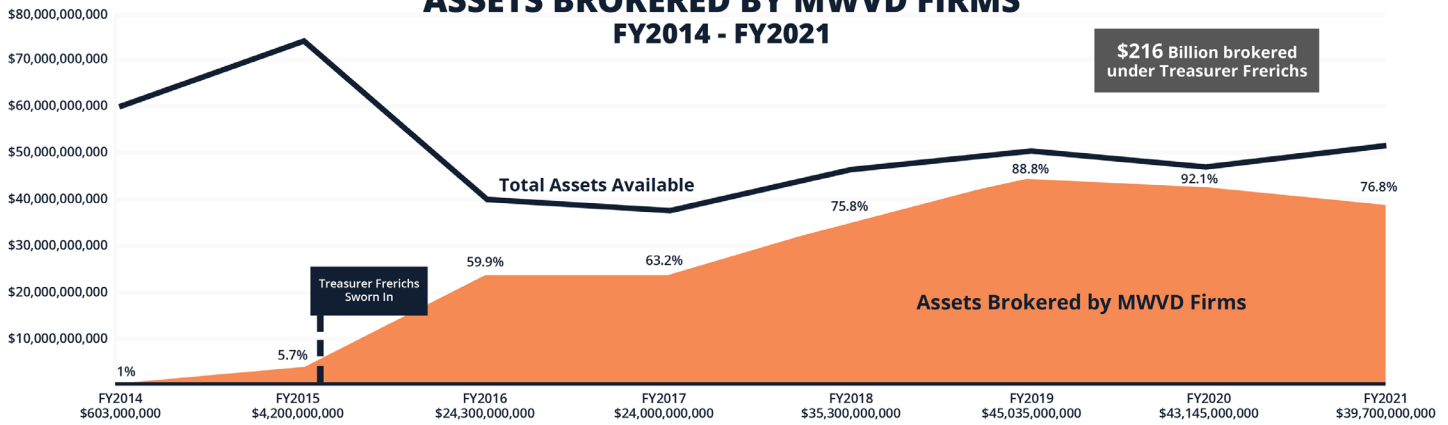
From 1% to 77%. The Treasurer’s two internally managed investment programs, the State Investment Portfolio and Illinois Public Treasurers’ Investment Pool (also referred to as “The Illinois Funds”), are made up of direct purchases and brokered investments. Tapping diverse-owned broker/dealers is one of the quickest and best ways to ensure MWVD participation. Recent numbers emphasize our sustained progress in this area:

- Since 2015, the Treasury increased utilization of MWVD broker/dealers from 1% to 77%.
- Total assets brokered with MWVD firms exceeded \$39 billion in FY 2021.

Year-by-Year Comparison of Assets Brokered by MWVD Firms
FY 2014 – FY 2021

State Investments + Illinois Funds	FY 2014	FY 2015	FY 2016	FY 2017	FY 2018	FY 2019	FY 2020	FY 2021
Assets Brokered by MWVD Firms	\$603 million	\$4.2 billion	\$24.3 billion	\$24.0 billion	\$35.3 billion	\$45 billion	\$43.1 billion	\$39.7 billion
Total Assets Available	\$60 billion	\$74.0 billion	\$40.6 billion	\$37.9 billion	\$46.6 billion	\$50.7 billion	\$46.9 billion	\$51.7 billion
% Brokered by MWVD Firms	1.0%	5.7%	59.9%	63.2%	75.8%	88.8%	92.1%	76.8%

ASSETS BROKERED BY MWVD FIRMS FY2014 - FY2021



\$216 Billion brokered under Treasurer Frerichs

Increasing Business with MWVD Asset Managers: From \$18 million to \$3.3 billion.

The Illinois Treasurer has made tremendous strides expanding the use of MWVD asset managers. In December 2014, the month prior to when Treasurer Frerichs came into office, Illinois Treasurer had \$18 million under MWVD asset managers. As of June 2021, the Illinois Treasurer had over \$3.3 billion with MWVD asset managers. That represents a 183-fold increase.

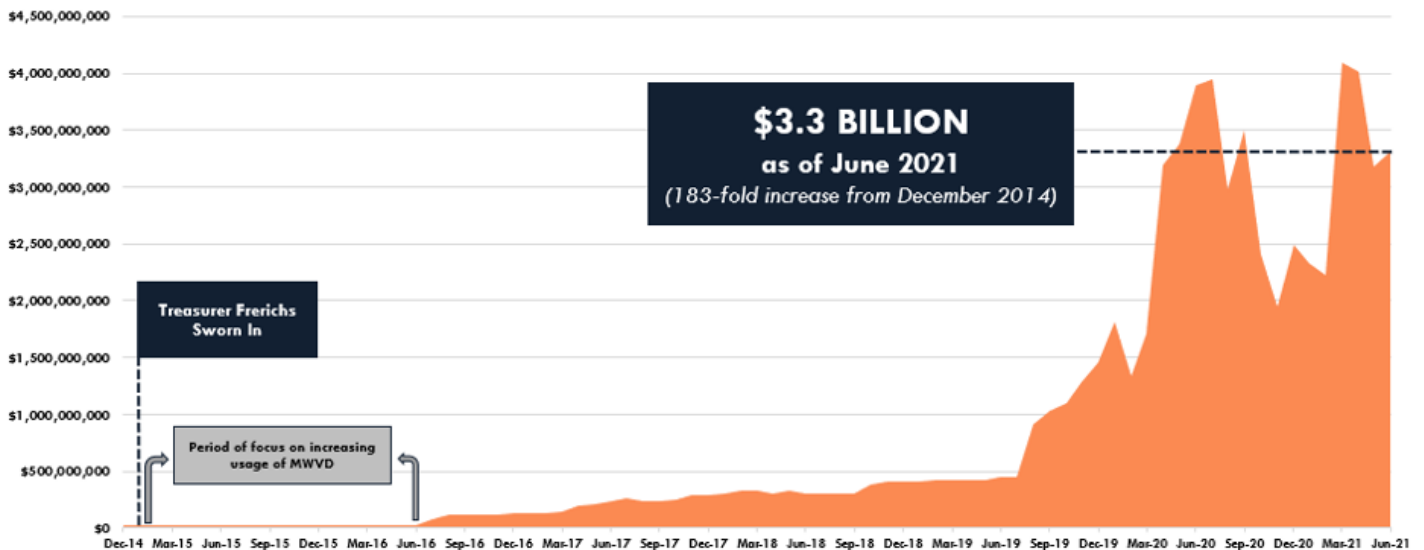
- Garcia Rule: Mandatory Inclusion of MWVD Firms in Investment Searches. The Illinois Treasurer maintains a

requirement that helps ensure purposeful recruitment of diverse candidates and requires the Illinois Treasurer to interview at least one diverse candidate before the final selection of a candidate for any investment manager search in any program overseen by the Treasurer

- 30% for MWVD Broker/Dealers. All managers of separately managed investment portfolios under the Illinois Treasurer are required to direct at least 30% of total commission dollars to MWVD broker/dealers, preferably Illinois-based, to increase opportunities to qualified firms.

ASSETS MANAGED BY MWVD FIRMS

December 2014 to June 2021



\$3.3 BILLION
as of June 2021
(183-fold increase from December 2014)

Treasurer Frerichs Sworn In

Period of focus on increasing usage of MWVD

Closing the Gender and Racial Divide

Board Diversity. Diverse corporate boards are more successful than non-diverse boards. As such, Treasurer Frerichs continues to help women and persons of color break the glass ceiling and get more opportunities.

- *Treasurer Frerichs Calls on Russell 3000 Companies to Disclose Board Diversity Data* – The Illinois Treasurer is leading an investor initiative asking that all companies in the Russell 3000 Index disclose the makeup of their boards of directors – inclusive of gender, race and ethnicity – given the correlation between board diversity and long-term performance. Launched in October 2020, the initiative includes 26 investor organizations representing over \$3 trillion in assets under management and advisement.
- *Midwest Investors Diversity Initiative* – The Illinois Treasurer is the leader of the Midwest Investors Diversity Initiative (MIDI), a 16-member investor coalition with over \$820 billion in assets under management and advisement, working to increase gender and racial diversity on corporate boards. Since launching in 2016, MIDI has undertaken 75 company engagements. Among the companies engaged, 90 women and persons of color have received board appointments and 34 companies have adopted a diverse search policy.
- *Thirty Percent Coalition* – Since 2018, the Illinois Treasurer has been actively involved on the Board of Directors of the Thirty Percent Coalition, which is comprised of over 90 members with over \$7 trillion in assets under management. This coalition is committed to the goal of advancing women, including women of color, on boards of public companies. As a leader of the Thirty Percent Coalition, the Illinois Treasurer and fellow investors have successfully engaged over 400 companies that have now appointed women to their boards.
- *Calling on the Federal Government to Require More Consideration for Women, People of Color and LGBTQ+ Individuals on Corporate Boards and Executive Positions* – The Illinois Treasurer continues to encourage policymakers to adopt common-sense, cost-effective policies to increase diversity and inclusion among corporate boards, leadership positions, and in the asset management industry. Treasurer Frerichs testified before the SEC's Asset Management Advisory Committee in

September 2020, advocating for board and workforce diversity disclosures and the inclusion of diverse investment firms in search processes (i.e. the Garcia Rule). Treasurer Frerichs also issued a comment letter to support Nasdaq's proposed listing rules related to board diversity, which will increase standardization, transparency, and disclosure on a material board attribute.

- *Advancing Equity in Banking* – Treasurer Frerichs and Chicago City Treasurer Melissa Conyears-Ervin created the Advancing Equity in Banking Commission (AEBC) to push banking institutions to commit to advancing equity and eliminate systemic racism in the banking industry through equitable hiring, lending, and investment in Black communities.
- *Proxy Voting* – The Illinois Treasurer exercises its proxy voting rights to support proposals to increase board diversity, gender pay gap reporting, and the inclusion of diversity as a performance metric for CEO pay. In 2020, the Illinois Treasurer voted against 521 directors due to a lack of gender diversity on the board. The Illinois Treasurer also cast votes in favor of 14 shareholder proposals aimed to increase board diversity in 2020.

Enforcing Community Reinvestment Act Standards

Since 2015, the Illinois Treasurer reviews a banking institution's record of commitment to its community when deciding whether to do business with that financial firm. Banking institutions with a Community Reinvestment Act (CRA) rating below "satisfactory" are now ineligible to do business with the Office.

- *Suspended Two Banks for Poor Performance* – In June 2015, the Illinois Treasurer cut off investments to two Illinois banks for failing to meet Community Reinvestment Act (CRA) requirements.

Procurement: Advocacy for Aspirational Goals for MWVD Businesses

Treasurer Frerichs spearheaded the passage of Senate Bill 2363, sponsored by Sen. James Clayborne and Rep. Will Davis, which became law on Aug. 19, 2018. Under the new law, the Illinois Treasurer must aspire to use MWVD businesses for no less than 25 percent of contracts and investment-related activities. It also authorizes the Illinois Treasurer to incorporate preferences in the procurement process for MWVD firms, requires a review of a financial institution's Community Reinvestment Act (CRA) rating, and requires the

Illinois Treasurer to create and publish an annual report of the utilization of MWVD firms.

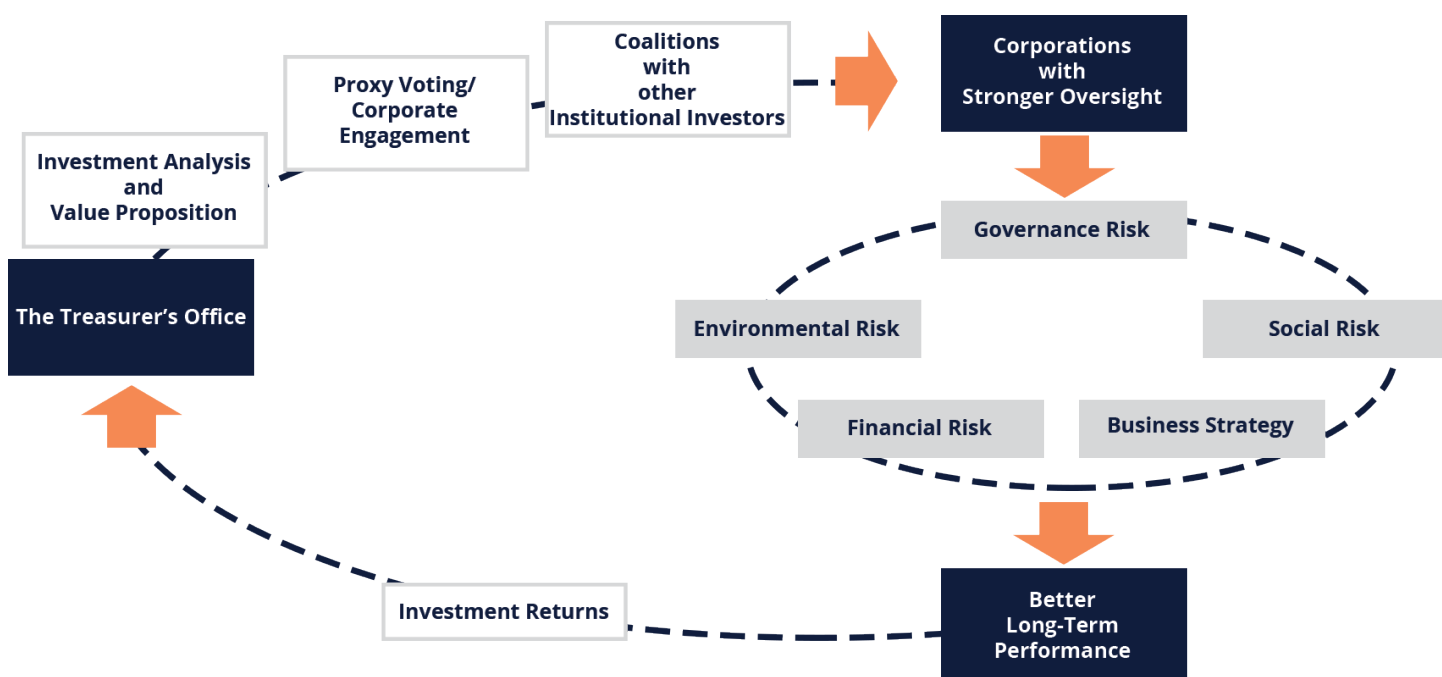
- *Current Procedures* – The Illinois Treasurer currently includes detailed questions regarding diverse ownership in its Requests for Proposals (“RFPs”). These questions allow the Illinois Treasurer to better understand which communities are competing successfully as well as those that may be falling short.
- *Utilization Rates* – The Illinois Treasurer has taken steps to improve data collection by improving communication internally between departments and externally with contractors. Following this improved communication, there has been an increase in responses to requests for diversity data, and the accuracy of the existing active contracts has improved. Out of 75 contractors, the Illinois Treasurer obtained the MWVD status of 55, with 19 claiming MWVD status. This shows a significant increase in the data obtained regarding contractors to the previous fiscal year. In addition, slightly more than 25% of the contractors claim MWVD status, which is a 5% uptick from the prior fiscal year. While several responsive contractors from the previous year did not respond to a data request this year, many new contractors released their data for the first time.

360-Degree Review of Business Partners

Since 2017, all financial and investment firms seeking to do business with the Illinois Treasurer must disclose how their firm promotes equity, diversity, and inclusion. This includes a 360-degree evaluation, conducted annually through the Office’s “Equity, Diversity, & Inclusion Assessment,” of diversity among its board or owners, executive leadership, workforce, supplier network, and community activities. This evaluation leverages data and information already disclosed to the Equal Employment Opportunity Commission, which divulges the various types of roles at a company (e.g. executives, managers, professionals, technicians, sales, clerical, labor, etc.) by race, ethnicity and gender.

Diversity Goals in the Illinois Growth and Innovation Fund

The Illinois Growth and Innovation Fund is an impact investment fund aiming to invest approximately \$1 billion in ways that attract, assist and retain quality tech-enabled businesses in Illinois. As of March 2021, of the \$430 million committed to Illinois venture capital firms under ILGIF, \$186 million has been committed to MWVD-operated venture capital firms. Also, investments from ILGIF fund managers have supported more than 110 diverse-owned portfolio companies to receive funding as of December 31, 2020.



Raising the Bar: The Treasurer's Sustainable Investment Strategy

Making Prudent Choices. Investing means making choices. For the investment officers at the Office of the Illinois State Treasurer, it means choosing investments that are risk-appropriate, high-performing, and meet or exceed the benchmark. It means making investments that reflect our commitment to sustainability, inclusion, and sound corporate governance. With these factors, we boost our investment returns and strengthen the economic well-being of Illinois citizens and institutions.

Sustainability Factors. We at the Treasurer's Office know that to fulfill our fiduciary duty and maximize returns, we need to focus on more than just short-term gains and traditional indicators. Additional risk and value-added factors that may have a material and relevant financial impact on the safety and performance of our investments need to be integrated into the decision-making process. These material sustainability factors include (1) environmental; (2) social capital; (3) human capital; (4) business model and (5) leadership and governance factors.

Raising The Bar puts this philosophy in practice. Over the past two years, the Illinois Treasurer has been busy capitalizing on opportunities to grow the \$50 billion investment portfolio while achieving results on sustainability issues. The Illinois Treasurer continues to actively engage corporate decision-makers, work with other institutional investors, vote by proxy, weigh in on public policy, and communicate the multi-faceted benefits of sustainable investing.

Getting Results. Under the leadership of Treasurer Frerichs, here are highlights of the results we have achieved to date:

- *Sustainability Fully Integrated across the Treasurer's Investment Programs* – The Illinois Treasurer formalized policies and processes to better integrate sustainability factors in the review of debt issuers, fund managers, equity holdings, and all due diligence activities.
- *Passage of the Illinois Sustainable Investing Act* – Spearheaded by Treasurer Frerichs, Illinois became the first state in the nation to pass a law establishing a framework for public fund managers to integrate sustainability factors in their investment portfolios. The law took effect on January 1, 2020.

- *Conducted 100+ Sustainability Analyses of Individual Companies* – Using a customized assessment process that draws on a combination of internal analysis and external reporting, our office developed sustainability grades for over 100 companies in 2020 as part of the approval process of debt issuers.
- *Conducted 50+ Sustainability Analyses of Investment Managers* – Our office conducted a comprehensive evaluation of all our investment managers in 2020 to assess and compare how, and to what, extent each integrates sustainability factors within their core processes.
- *Engaged 3,700+ Companies on Material Sustainability Issues* – We conducted 26 principal engagements with individual companies in which we invest, and we supported over 3,700 coalition-based engagements in 2020 on a range of material sustainability topics, including board diversity, human capital management and climate change.
- *Addressing Climate Risks and Opportunities* – The Illinois Treasurer is taking numerous actions to address the systemic financial risks associated with climate change, including engaging major carbon emitters directly, encouraging large asset managers like Vanguard to use their proxy votes to address climate risks, and investing \$70 million directly in green bonds.
- *Launched the Russell 3000 Board Diversity Disclosure Initiative* – The Treasurer's Office launched and are leading an investor initiative asking all companies in the Russell 3000 Index to disclose the makeup of their boards of directors – inclusive of gender, race and ethnicity – given the correlation between board diversity and long-term performance. The initiative includes 26 investor organizations representing over \$3 trillion in assets.
- *27,306 Proxy Votes Cast at 2,964 Annual Meetings* – Our office voted on 25,580 proposals on corporate proxy ballots in 2020 at 2,964 annual stockholder meetings.

Growing Illinois Businesses and The State's Economy

Illinois-Based Broker/Dealers

The Treasurer's Office utilized Illinois-based investment firms to broker over \$33.4 billion in assets in FY 2021.

Illinois-Based Asset Managers

The Illinois Treasurer seeks to maximize the use of Illinois based asset managers across all pertinent programs, including the State Investment Portfolio, The Illinois Funds Local Government Investment Pool, 529 College Savings Plans, and Illinois Growth and Innovation Fund. The Illinois Treasurer utilizes Illinois-based investment firms to manage over \$2.8 billion as of June 2021. This increase compares to \$406 million in January 2015, which represents over a 690% increase.

Illinois Growth and Innovation Fund

The Illinois Growth and Innovation Fund (ILGIF) invests in ways that attract, assist and retain quality tech-enabled businesses in Illinois. ILGIF aims to invest approximately \$1 billion on a recurring basis creating an estimated 60,000 jobs per investment cycle. The investment is expected to attract more than \$2 billion in additional private-sector money, which will further spur interest in the Midwest tech and entrepreneurial scene. Since inception, ILGIF has already help create over 4,300 new full-time Illinois based jobs, generated over \$9.2 billion of invested capital in Illinois tech companies, and contributed to \$31.2 billion in aggregate GAAP revenue.

Investment Activity with Illinois Firms



\$2.8 Billion
Assets Managed



\$169 Million
Municipal Bonds
Purchased from
Illinois Governments



\$65 Billion
Assets Brokered
in FY21



Making Money for the People of Illinois

As an asset manager that invests money on behalf of Illinois constituents, Treasurer Frerichs is laser-focused on obtaining the best risk-adjusted return for the people of Illinois. The Treasurer’s Office has evidence of outperformance, cost-savings, and an enterprising spirit that seeks to elevate individuals and government bodies across the State.

State Investments

The numbers tell the story. If you look at state investment returns you will see that monthly returns increased from 0.45% in January 2015 to 1.01% in June 2020.

State Investment Earnings for FY 2021
\$81 million

This is the direct result of the Treasurer’s investment strategy. After a review of past practices and the State’s statutory investment restrictions, the Treasurer’s Office successfully implemented real-time solutions to capitalize on market conditions and increase earnings – all while fulfilling the Treasurer’s obligations of preservation of capital and liquidity. These accomplishments can be attributed to:

- Implementation of an investment strategy that prioritizes investments in higher-yielding investments and extended maturities to match expected liabilities;
- Additional investment asset classes, including corporate bonds and municipal bonds;
- External money managers with expertise in higher-yielding asset classes; and
- Increased pool of eligible companies, including Illinois-based and Minority, Women, Veteran and Disabled-owned firms, from which the Treasury can purchase fixed

income securities, thereby providing more opportunities for diversification and higher earnings.

These changes have produced tangible benefits for Illinois agencies and the people they serve. \$1 billion in investment earnings has been attained since January 2015, making more money available for State programs and reducing the burden placed on the State’s limited tax revenues.

Illinois Public Treasurers’ Investment Pool

The Illinois Public Treasurers’ Investment Pool (IPTIP, or also referred to as The Illinois Funds) is a AAA-rated local government investment pool operated by the Treasurer for State and local government agencies. Investing together generates economies of scale typically not available if participants invested alone. Thus, the program provides a critical service for State and local agencies, enabling them to invest their money in a safe, liquid investment vehicle that exceeds industry benchmarks. The fund balance typically is about \$9 billion. The IPTIP gross monthly returns increased from 0.01% in January 2015 to 0.104% in June 2021.

IPTIP Investment Earnings for FY 2021
\$9 million

Increased earnings are a direct result of the Treasurer’s enhanced investment approach. The investment strategy prioritizes higher-yielding investments and extended maturities to match expected liabilities; increase to the pool of eligible companies from which the Treasury can purchase fixed income securities, thereby providing more opportunities for diversification and higher investment earnings.

FISCAL YEAR	State Investments	IL Funds	TOTAL
FY 2015	\$49,052,640	\$5,235,320	\$54,287,960
FY 2016	\$51,226,332	\$11,378,833	\$62,605,165
FY 2017	\$102,603,945	\$29,928,060	\$132,532,005
FY 2018	\$204,579,906	\$78,164,791	\$282,744,698
FY 2019	\$318,150,879	\$134,074,225	\$452,225,104
FY 2020	\$249,936,129	\$104,121,240	\$354,057,369
FY 2021	\$81,447,464	\$9,729,566	\$91,177,030
TOTAL	\$1,056,997,295	\$372,632,036	\$1,429,629,331



ePAY: More Options and Services

What is ePAY?

ePAY is a full-service electronic payment program specifically designed to provide Illinois governments the ability to safely accept credit card, debit card, and electronic check (ACH) payments at an affordable cost.

Key Benefits:

- *Speed and Convenience* – Participants can accept payments online, over-the-counter, or via an automated phone system using secure and convenient payment services. All payment services can be customized for efficiency or to maximize customer engagement with recurring bill pay, e-receipts, and more.
- *Security and Compliance* – All payments are collected in a manner consistent with the Deposit of State Moneys Act (15 ILCS 520), the Local Government Acceptance of Credit Cards Act (50 ILCS 345), PCI Data Security Standards, NACHA guidelines, and prevailing credit card industry rules. Participation in ePAY includes PCI support and administration tools at no additional cost.
- *Competitive Pricing* – ePAY offers multiple pricing options to fit each government's needs. Whether you pass the processing fee to your constituents or absorb the fees, your agency has control over the costs of electronic payment acceptance.

- *Settlement Bank Options* – ePAY funds can be swept directly into an Illinois Funds investment account(s) or deposited to a settlement bank of your choosing.
- *Customer Care* – Participants and constituents have access to 24/7 customer support through a dedicated customer help desk and online ticket portal. 95% of participant tickets are resolved within one business day.
- *Easy Application* – No contract or request for proposal required. Just complete our enrollment application and government agencies in Illinois can leverage economies of scale provided by the Treasurer's master processing contract.



Unclaimed Property

Treasurer Frerichs works each day to protect consumers.

As part of the Illinois Treasurer's Unclaimed Property Division, the I-Cash program connects State residents and businesses with their unclaimed money including lost bank accounts, insurance policy proceeds, and unused rebate cards.

The Unclaimed Property Division recovers hundreds of thousands of properties each year from government agencies, banks, insurers, utilities, and other companies across the country that have been unable to return the properties to their rightful owners.

In FY 2021, the Unclaimed Property Division saw more than 2.1 million properties reported that were associated with more than 2.2 million owners.

Since 2015, more than \$1 billion in unclaimed property has been returned, the most that has been returned in the program's 58-year history.

The \$1 billion milestone was possible because Treasurer Frerichs prioritized changes in technology, efficiency, and state law to streamline the unclaimed property process.

"Government needs to work smarter. The numbers show our improvements to the unclaimed property program created a faster, better, and more efficient service," Frerichs said.

During FY 2021, \$338,007,884.10 in cash and 58,751,053 in shares were reported and remitted to the State Treasurer as unclaimed property. This total includes \$309,488,946.99 in cash and 58,349,239 in shares that were voluntarily remitted and \$28,518,937.11 in cash and 401,814 in shares that were remitted pursuant to an examination.

The total amount of property returned to the Illinois residents in FY 2021 was \$226,628,901.78, including \$187,664,965.59 in cash and \$38,963,936.19 in securities value.

The amounts expended from the State Pensions Fund in FY 2021 were as follows:

State Universities Retirement System (SURS):	\$215,000,000
Treasurer's Office Operational Expenses:	\$14,553,220
Auditor General:	\$500,000
Total:	\$230,053,220



College Savings Programs

Bright Start and Bright Directions are the 529 College Savings programs administered by the Illinois State Treasurer's Office. Families in Illinois and across the country are participating in Bright Start and Bright Directions to save for the rising cost of college expenses.

Under Treasurer Frerichs, the Illinois College Savings Programs have received national recognition for their quality and price. In 2020, Bright Start received the Gold rating for the fourth year in a row from Morningstar – making Bright Start one of only two 529 plans in the country to be rated as Gold the past four years in a row. In 2020, Bright Directions again received the highest rating assigned to advisor-sold plans.

Treasurer Frerichs has focused on regularly reducing fees for participants. Since taking office in 2015, total fee reductions in Bright Start and Bright Directions are estimated to have saved more than \$100 million and over \$30 million annually going forward; meaning millions more in investment dollars going directly to college savings.

In 2021, the program management fee in Bright Start was reduced for the second time in only 18 months, leading to an estimated \$500,000 in annual savings by Bright Start participants.

Families can use these tax-advantaged investment plans to pay for qualified higher education expenses associated with attending accredited post-secondary institutions, from vocational schools and community colleges, to public and private colleges and universities.

Qualified higher education expenses include tuition, room and board, books, fees, computers, supplies, and equipment

required for enrollment for a student who is carrying at least half the normal full-time course load. Administered by the Treasurer's Office, both Bright Start and Bright Directions offer a variety of investment options including age-based, target-date and individual fund portfolios.

Bright Start

With over \$9.5 billion in assets under management and over 390,000 accounts, Bright Start offers a wide range of investment choices for both hands-off and do-it-yourself investors. Morningstar awarded Bright Start a Gold Medal Rating for the fourth year in a row. In their accolades for Bright Start, Morningstar said that "Illinois' Bright Start Direct-Sold College Savings Program became a topnotch plan following a complete overhaul in July 2017." To learn more, visit www.brightstart.com.

"Illinois Bright Start Direct-Sold College Savings Program boasts an attractive menu, good state oversight, and competitive fees. It remains a top choice for college savers."

- Morningstar, October 2020 (Bright Start)

Bright Directions

Bright Directions is one of the top two financial advisor-sold 529 plans in the country. It boasts over \$7 billion in assets under management for over 400,000 accounts. This plan offers more than 40 different age-based, target-date, and individual portfolio options and 15 Exchange-Traded Fund (ETF) Portfolios. In 2020, Morningstar awarded Bright Directions the Bronze Medal, the highest rating awarded to an advisor-sold 529 plan. The plan has received accolades as one of the top performing advisor-sold programs in the nation. In its analysis Morningstar highlighted "the state's focus on fees and continuous improvement" of the plan. To learn more, visit www.brightdirections.com.



IL ABLE: Achieving a Better Life Experience

The Treasurer’s Office helps to empower people with disabilities and their families to invest in themselves and help to achieve their personal goals.

The Illinois “Achieving a Better Life Experience” or IL ABLE Plan offers a savings and investment account that eligible people with disabilities can own to save for qualified disability expenses without losing, or losing eligibility for, their federal means-tested benefits programs, such as SSI, SSDI and Medicaid.

Earnings and withdrawals on IL ABLE accounts are tax-free as long as they are used for qualified disability expenses such as therapy, education and training, accessible equipment, housing, transportation, assistive technology, medical and dental care, financial and legal services, daily living expenses and more. The easy-to-manage investment and checking options offered by IL ABLE give account owners flexibility and freedom to help take care of today’s expenses and to save and invest for their future.

Since launching IL ABLE in January 2017, the Treasurer has helped families save approximately \$23 million with IL ABLE. Illinois is a leader of the National ABLE Alliance (NAA), an 18-member bi-partisan consortium of states and the District

of Columbia, who work together to provide people with disabilities across the nation a high-quality, low-cost ABLE program. The NAA represents more than one-quarter of the ABLE-eligible population nationwide.



“IL ABLE allows us to save for Alex’s future. The ability to save for his future without worrying about impacting benefits in the future helps our family know it is the right thing to do!”

- Lauren, Alex’s Mom & Authorized Individual for his IL ABLE account, Olney, IL



Illinois Secure Choice

Retirement Savings Program

Illinois Secure Choice: A Path to Retiring with Dignity

More than 1.2 million Illinois workers do not have access to a retirement savings option at work, but a law passed in 2015 creating the Illinois Secure Choice Retirement Savings Program (Secure Choice) will make it easier for them to save for their golden years.

Secure Choice creates a retirement savings program for private-sector workers who lack access to an employer-sponsored plan. Employees can save for their own retirement through automatic payroll deductions that flow into professionally-managed Roth Individual Retirement Accounts (Roth IRAs). Employers can provide a retirement savings benefit without the burden of heavy administrative costs or responsibilities. Not only is Illinois Secure Choice open to employees who work for an eligible employer, the program is available to anyone who wants to enroll on their own and start saving. The employer's role is limited to enrolling employees, transmitting information to the program, and remitting payroll contributions on behalf of their employees.

Secure Choice currently applies to employers with 25 or more employees, that have been in business for two years or more, and do not offer a qualified retirement savings plan. Beginning in 2022, the program will cover all employers with five or more employees. Small businesses can register now and not wait for their deadline. Employers are assigned to different onboarding waves based on their total number of employees and are required to begin facilitation of the program before

their assigned deadline. Employees are automatically enrolled in the program at a 5% contribution rate into a Target Date Roth IRA, but may select a different investment option, a higher or lower contribution amount, or can opt-out of the program entirely. In addition, the program will enable an automatic escalation feature that increases the savings rate 1% each January starting in 2022 until it reaches 10%, unless employees choose otherwise.

Secure Choice is overseen by a seven-person bi-partisan board, but a private-sector financial services firm is responsible for all recordkeeping and overall day-to-day aspects of program administration. The Treasurer serves as chair of the Secure Choice Board and his office provides administrative support to the program.

Secure Choice formally launched in the summer of 2018 with a small group of pilot employers followed by a multi-step phased implementation based on the size of the business. Wave One took place in November of 2018 for employers with 500 or more employees. Wave Two occurred in July of 2019 for employers with 100 – 499 employees and Wave Three was completed in the fall of 2019 for employers with 25-99 employees. Since launch, Secure Choice has helped over 95,000 workers save near \$67 million dollars for retirement. With over 6,300 registered employers, the program has brought retirement savings access to workers in all 102 counties across Illinois.

Nationally, approximately half of working Americans do not save for retirement, according to the Survey of Income and Program Participation by the U.S. Census Bureau. Of those who do not save, 84 percent work for an employer that does not offer a retirement savings vehicle.



Charitable Trust



Charitable Trust Stabilization Grants

The Charitable Trust Stabilization Fund was created in 2007 to help small non-profits across Illinois. Money for the fund comes from the filing fees not-for-profit organizations pay to incorporate with the State of Illinois. The program is funded by non-profits and exists to support non-profits.

The program is intended to help small non-profits with annual budgets of \$1 million or less and special attention is given to applicants located in areas where pervasive poverty, unemployment, and economic distress exists.

For FY 21, the grants were primarily focused on food and housing programs, which were experiencing increased demand due to the COVID-19 pandemic. In response, the Treasurer's Office expanded the number of grant awards to maximize the impact the program would have in providing food and housing assistance across the state.

Twenty-nine (29) grants were awarded for the Fall 2020 cycle, in the areas of Food and Housing, and 10 grants were awarded in the Spring 2021 cycle in the areas of Food, Housing, and Workforce and Economic Development.

Fall 2020 Grantees

Total Applicants: 99
Total Grantees: 29
Total Grant Awards: \$356,453
Average Award Size: \$12,291

Spring 2021 Grantees

Total Applicants: 90
Total Grantees: 10
Total Grant Awards: \$201,307
Average Award Size: \$20,130

For more information, visit www.illinoistreasurer.gov and click on Charitable Trust.

MONEY MINDED *illinois*

Illinois State Treasurer



Financial Literacy and Education

Financial literacy and education remains central to the mission of the State Treasurer's Office. The Office has launched the following programs to help combat the lack of personal finance skills that is so staggering in society today.

Money Minded Illinois

In 2018, we launched Money Minded Illinois, a financial literacy program that is entirely free to all teachers and school districts in the State of Illinois. We partnered with Econ Illinois (a nonprofit that specialized in economic education for over 50 years) to develop and write a financial literacy curriculum.

The curriculum is designed for grades 1-12, incorporates reading, writing, math, and inquiry skills along with financial concepts, and is aligned to meet state standards. The materials are designed to help teachers implement the standards in their classrooms.

By using the curriculum, teachers can cover several standards at once and have the flexibility of choosing to teach each part of a lesson for their grade level or pick a few activities they think their students may enjoy. The curriculum is available both online and in print and can be accessed at www.moneymindedillinois.com.

Illinois Financial Wellness Hub



Illinois Financial Wellness Hub

As part of an initiative by the National Association of State Treasurers (NAST), our Office was one of 24 government agencies to be awarded a grant to establish a new state employee financial wellness program. In 2020, we launched the Illinois Financial Wellness Hub, a financial wellness pilot program dedicated to improving the personal finances of State of Illinois employees, retirees, and their family members.

To deliver the program, we partnered with Central Management Services (CMS), the administrator of the State's Deferred Compensation Plan, and the UIC Center for Economic Education (a research center that provides financial literacy and education to families, teachers, and community organizations).

The online hub offers on demand tools and resources including articles, videos, webinars, and access to certified finance coaches. The program is powered by Enrich, a financial education software company that is used by more than 20,000 employers and 300 financial institutions.



Investment Policies

The Office of the Illinois Treasurer is responsible for the creation, revision, implementation, and publication of various [investment policies](#), each relevant to a particular investment program under the purview of the Treasurer.

These policies reflect statutory requirements as well as the policy and programmatic objectives of the Office of the Illinois Treasurer.

As such, they provide an appropriate set of guidelines and procedures for the operation of state investment programs with regard to investment objectives, investment parameters, administrative responsibilities, contractual needs, and reporting requirements.

[Click here to view the office's investment policies.](#)



Financials

	Jul	Aug	Sep	Oct	Nov	Dec
	344,102	355,410	370,000	379,123	412,004	422,700
	265,554	269,015	270,000	285,000	288,045	309,000
	10,200	10,200	10,000	10,200	10,200	10,000
	800	800	800	800	800	800
	276,554	280,015	280,000	296,000	299,045	312,959
	67,548	75,395	85,000	83,000	112,959	112,959
	19.63%	21.21%	22.9%	22.9%	27.42%	27.42%

	Jan	Feb	Mar	Apr	May	Jun
	24,000	24,000	24,000	24,000	24,000	24,000
	6,000	6,000	6,000	6,000	6,000	6,000
	3,500	3,500	3,500	3,500	3,500	3,500
	4,500	1,550	6,400	6,400	6,400	6,400
	0	0	0	0	0	0
	0	0	0	0	0	0
	1,550	6,400	3,570	3,570	3,570	3,570
	550	550	550	550	550	550

important
ated in most
ns, a sales
iple purposes

Feb Mar

	12,000	5,000	20,000	150
	150	150	150	150
	\$34,730	\$217,014	\$217,014	\$77,364
				\$85,600

FINANCIALS

Fund	Prev Year Cash Bal	FY21 Receipts	FY21 Transfers	FY21 Disbursements	Ending Cash Balance	Warrants Outstanding	Available Balance
GENERAL REVENUE	333,040,570.04	36,693,842,336.44	-7,840,158,541.21	28,869,106,988.19	317,617,377.08	-53,443,382.51	264,173,994.57
GR - CS SPECIAL ACCT	93,078,063.30	2,437,857,054.80	-2,530,935,118.10	0.00	0.00	0.00	0.00
EDUCATION ASSISTANCE	2,312,821.35	2,031,041,775.04	-7,141,109.75	1,833,131,661.50	193,081,825.14	-100,185.24	192,981,639.90
ROAD	550,905,012.58	3,648,023,822.24	-301,013,579.04	2,631,844,543.35	1,266,070,712.43	-4,653,430.10	1,261,417,282.33
MOTOR FUEL TAX	97,539,264.44	1,196,812,512.13	-1,046,001,153.47	126,780,512.67	121,570,110.43	-840,191.65	120,729,918.78
PREVENT & TREAT ALCOHOLISM & SUBSTANCE ABUSE BLOCK GRANT	306,071.62	60,220,791.16	507,145.50	60,688,731.18	345,277.10	-320,792.00	24,485.10
FOOD & DRUG SAFETY	141,868.70	78,306.91	349.88	7,431.54	213,093.95	-59.50	213,034.45
PENNY SEVERNS BREAST, CERVICAL AND OVARIAN CANCER RESEARCH	287,089.94	0.00	0.00	0.00	287,089.94	0.00	287,089.94
TEACHER CERTIFICATE FEE REVOLV	7,338,441.52	3,855,039.60	-200.00	2,816,362.12	8,376,919.00	-18,442.71	8,358,476.29
TRANSPORTATION REGULATORY	8,919,711.76	8,143,063.44	3,004,003.48	11,307,662.70	8,759,115.98	-1,385.40	8,757,730.58
GRADE CROSSING PROTECTION	74,208,171.27	7,885.02	89,320,763.00	11,255,562.94	152,281,256.35	-496,432.25	151,784,824.10
ALZHEIMER'S AWARENESS	11,103.00	933,404.00	-23.00	910,504.00	33,980.00	0.00	33,980.00
FINANCIAL INSTITUTION	1,820,114.95	9,444,279.68	-83,900.00	5,909,738.12	5,270,756.51	-625.00	5,270,131.51
GENERAL PROFESSIONS DEDICATED	6,180,128.43	15,772,412.83	-9,205,606.82	6,308,783.66	6,438,150.78	-3,512.17	6,434,638.61
ECONOMIC RESEARCH & INFO	27,273.64	0.00	0.00	0.00	27,273.64	0.00	27,273.64
IL DEPT OF AG LAB SERV REVOLV	87,993.51	7,859.66	0.00	9,520.62	86,332.55	0.00	86,332.55
GROUP HOME LOAN REVOLVING	222,881.88	22,055.73	37,427.00	63,427.00	218,937.61	0.00	218,937.61
LIVE & LEARN	287,039.51	72,307.62	33,089,698.00	31,473,978.97	1,975,066.16	-49,865.75	1,925,200.41
ILLINOIS POLICE BENEVOLENT AND PROTECTIVE ASSOCIATION	0.00	0.00	0.00	0.00	0.00	0.00	0.00
ILLINOIS NURSES FOUNDATION	10,660.00	31,960.00	40.00	24,000.00	18,660.00	-6,000.00	12,660.00
AMERICAN RED CROSS	0.00	0.00	0.00	0.00	0.00	0.00	0.00
SUPREME COURT SPECIAL PURPOSES	12,882,272.58	4,454,002.83	8,100,019.00	10,800,000.00	14,636,294.41	0.00	14,636,294.41
DRIVERS EDUCATION	1,566,808.28	14,340,208.25	4,336.00	11,999,974.52	3,911,378.01	0.00	3,911,378.01
ILLINOIS SHERIFFS' ASSOCIATION SCHOLARSHIP & TRAINING	7,990.00	5,210.00	66.00	5,000.00	8,266.00	0.00	8,266.00
ILLINOIS STATE POLICE MEMORIAL PARK	438,026.87	380,483.33	33.00	700,000.00	118,543.20	0.00	118,543.20
ACCESS TO JUSTICE	175,244.35	838,478.87	0.00	987,000.00	26,723.22	0.00	26,723.22
IL VETERANS' REHABILITATION	960,282.90	50,646.13	4,758,387.00	5,736,463.40	32,852.63	-7,769.53	25,083.10
ILLINOIS POLICE K-9 MEMORIAL	0.00	0.00	0.00	0.00	0.00	0.00	0.00
STATE BOATING ACT	2,607,675.50	5,761,549.84	5,040,000.00	13,068,281.63	340,943.71	-67,487.81	273,455.90
STATE PARKS	408,472.25	11,334,868.19	3,593.78	9,945,473.68	1,801,460.54	-127,941.56	1,673,518.98
WILDLIFE & FISH	25,324,842.36	68,381,543.60	-135,732.35	74,265,682.83	19,304,970.78	-346,858.93	18,958,111.85
SALMON	269,018.71	279,899.88	-548.00	256,443.08	291,927.51	0.00	291,927.51
MILITARY AFFAIRS TRUST	335,796.01	181,316.01	0.00	42,618.14	474,493.88	0.00	474,493.88
LOBBYIST REGISTRATION ADMIN	2,708,768.61	1,346,800.00	-9,050.00	1,091,832.23	2,954,686.38	0.00	2,954,686.38
AGRICULTURAL PREMIUM	1,282,098.14	482,983.75	21,399,870.01	22,626,403.61	538,548.29	-127,697.53	410,850.76
AERONAUTICS	829,952.09	27,673.00	0.00	338.94	857,286.15	0.00	857,286.15
FIRE PREVENTION	26,425,383.20	40,461,605.20	-131,604.39	36,601,209.82	30,154,174.19	-2,140,310.13	28,013,864.06
RURAL/DOWNSTATE HEALTH ACCESS	173,938.82	98,350.01	191,064.24	75,281.04	388,072.03	0.00	388,072.03
MENTAL HEALTH	15,053,892.74	32,244,094.42	58,841,795.10	82,727,078.42	23,412,703.84	-849,100.63	22,563,603.21
AMUSEMENT RIDE & PATRON SAFETY	593,523.76	113,555.66	30,479.46	365,455.76	372,103.12	-2,190.00	369,913.12
FEDERAL TITLE III SOCIAL SECURITY & EMPLOYMENT SERVICE	94,394,972.86	291,603,235.88	6,618,123.93	289,627,262.81	102,989,069.86	-882,974.57	102,106,095.29
METRO EXPO AUD & OFFICE BLDG	6,488,815.10	0.00	-6,488,815.10	0.00	0.00	0.00	0.00
STATE PENSIONS	14,752,190.95	43,849.02	280,474,834.55	230,227,700.45	65,043,174.07	-159,309.33	64,883,864.74
FEDERAL UNEMPLOYMENT COMPENSATION SPECIAL ADMINISTRATION	825,743.28	16,844,622.02	-7,000,000.00	730,156.53	9,940,208.77	-8.16	9,940,200.61
IL STATE PHARMACY DISCIPLINARY	4,502,038.25	2,191,144.84	-1,425,468.35	1,677,523.70	3,590,191.04	-362.10	3,589,828.94
NATIONAL WILD TURKEY FEDERATION	0.00	0.00	0.00	0.00	0.00	0.00	0.00
PUBLIC UTILITY	8,147,322.35	22,630,911.80	1,988,496.52	27,694,851.24	5,071,879.43	-9,491.47	5,062,387.96
ALZHEIMER'S DISEASE RESEARCH, CARE, and SUPPORT	570,638.69	0.00	307,140.01	51,391.56	826,387.14	0.00	826,387.14
PUBLIC HEALTH SERVICES	23,628,550.97	362,167,639.86	294,761,145.36	654,090,595.45	26,466,740.74	-8,076,407.85	18,390,332.89
U. S. ENVIRONMENTAL PROTECTION	6,557,130.35	37,489,209.76	-11,146.77	34,582,188.80	9,453,004.54	-23,975.75	9,429,028.79
CURING CHILDHOOD CANCER	0.00	0.00	0.00	0.00	0.00	0.00	0.00
RADIATION PROTECTION	5,900,077.41	8,459,179.17	243,143.57	7,329,091.18	7,273,308.97	-25.00	7,273,283.97
HOSPITAL LICENSURE FUND	3,032,385.80	1,479,020.25	-170,486.13	633,846.50	3,707,073.42	0.00	3,707,073.42

FINANCIALS							
Fund	Prev Year Cash Bal	FY21 Receipts	FY21 Transfers	FY21 Disbursements	Ending Cash Balance	Warrants Outstanding	Available Balance
NATURAL HERITAGE ENDOW TR	86,152.86	355.82	340,000.00	0.00	426,508.68	0.00	426,508.68
ICCB Research and Technology Fund	0.00	0.00	0.00	0.00	0.00	0.00	0.00
UNDERGROUND STORAGE TANK	43,763,664.20	65,098,957.29	-23,995,564.18	35,260,069.18	49,606,988.13	-155,672.66	49,451,315.47
Special Olympics IL & Special Children's Charities Fund	1,139,806.32	1,345,400.45	0.00	1,000,000.00	1,485,206.77	0.00	1,485,206.77
EPA SPEC STATE PROJ TRUST	1,788,553.11	734,613.73	-784.00	688,089.22	1,834,293.62	-53,446.50	1,780,847.12
COMPASSIONATE USE OF MEDICAL CANNABIS	18,591,521.25	35,897,850.66	0.00	7,605,237.30	46,884,134.61	-100.00	46,884,034.61
Illinois National Guard Billeting Fund	141,067.05	457,899.16	0.00	370,796.60	228,169.61	0.00	228,169.61
MINES & MINERALS UIC	90,349.28	217,529.47	0.00	135,413.70	172,465.05	0.00	172,465.05
SOLID WASTE MANAGEMENT	9,022,798.53	21,988,447.46	-7,045,825.39	12,233,274.63	11,732,145.97	-906.95	11,731,239.02
VOCATIONAL REHABILITATION	18,371,288.72	129,111,092.67	0.00	128,031,527.78	19,450,853.61	-1,281,141.94	18,169,711.67
Distance Learning Fund	90,229.22	124,407.58	0.00	30,589.20	184,047.60	0.00	184,047.60
COUNTY WATER COMMISSION TAX	66.16	0.00	0.00	0.00	66.16	0.00	66.16
IL GAMING LAW ENFORCEMENT	689,139.37	1,162,663.66	-3,277.00	1,164,255.15	684,270.88	0.00	684,270.88
FOREST RESERVE	258,886.58	210,153.54	0.00	0.00	469,040.12	0.00	469,040.12
NON-HOME RULE MUNICIPAL ROT	29,154,354.64	168,020,045.28	0.00	158,410,557.29	38,763,842.63	-177,565.75	38,586,276.88
SUBTITLE D MANAGEMENT	2,503,631.70	2,369,178.01	-7,467.00	1,817,506.64	3,047,836.07	0.00	3,047,836.07
SPECIAL FEDERAL GRANT PROJECT	0.00	0.00	0.00	0.00	0.00	0.00	0.00
Clean Air Act Permit Fund	9,705,891.42	12,620,707.70	-7,961.88	12,733,777.07	9,584,860.17	-2,665.39	9,582,194.78
FEDERAL CONGRESS TEACHR SCHL	50.00	270.00	0.00	0.00	320.00	0.00	320.00
IL STATE MEDICAL DISCIPLINARY	12,444,616.60	21,960,930.53	-3,655,074.83	3,806,811.03	26,943,661.27	-2,329.99	26,941,331.28
FEDERAL/STATE/LOCAL AIRPORT	1,313,942.90	511,973,916.62	0.00	511,089,981.69	2,197,877.83	-248,315.42	1,949,562.41
CEMETERY CONSUMER PROTECTION	9,903.83	57,951.57	0.00	0.00	67,855.40	0.00	67,855.40
HOME RULE MUNI SOFT DRINK ROT	2,129,357.49	7,942,280.50	0.00	8,226,763.35	1,844,874.64	0.00	1,844,874.64
DUQUOIN ST FAIR HARNESS RACING	0.00	0.00	0.00	0.00	0.00	0.00	0.00
ASSISTANCE TO THE HOMELESS	1,160,262.79	7,592.00	473,920.72	445,632.32	1,196,143.19	-168,229.97	1,027,913.22
GENERAL OBLIGATION BR&I	1,252,491,662.55	359,017,905.47	5,377,932,874.11	5,711,160,580.58	1,278,281,861.55	0.00	1,278,281,861.55
IL VETERANS' HOMES	1,135.00	1,626.00	11.00	0.00	2,772.00	0.00	2,772.00
State Treasurer's Administrative Fund	7,271,089.14	13,288,047.80	-2,703.55	12,770,686.63	7,785,746.76	-13,549.03	7,772,197.73
Stroke Data Collection Fund	49,885.40	44,688.00	0.00	0.00	94,573.40	0.00	94,573.40
IL CIVIC CENTER BR&I	3,196,226.22	0.00	2,392,838.55	5,573,906.25	15,158.52	0.00	15,158.52
ACCESSIBLE ELECTRONIC INFO SER	2,368.40	0.00	0.00	0.00	2,368.40	0.00	2,368.40
GENERAL OBLIGATION BOND REBATE	0.00	0.00	0.00	0.00	0.00	0.00	0.00
CDLIS/AAMVAnet/NMVTIS Trust Fund	5,665,248.26	4,362,441.00	208.00	4,338,682.22	5,689,215.04	0.00	5,689,215.04
DEVELOPMENTAL DISABILITIES AWARENESS FUND	0.00	0.00	0.00	0.00	0.00	0.00	0.00
COMPTROLLER'S AUDIT EXP REV	6,562.24	0.00	0.00	0.00	6,562.24	0.00	6,562.24
COMMUNITY HEALTH CENTER CARE	37,018.51	111,827.67	400,000.00	0.00	548,846.18	0.00	548,846.18
SAFE BOTTLED WATER	48,112.33	31,800.00	0.00	12,656.97	67,255.36	0.00	67,255.36
ST APPELLATE DEFENDER FEDERAL	0.00	0.00	0.00	0.00	0.00	0.00	0.00
FACILITY LICENSING	1,184,580.08	1,826,098.99	1,933,657.71	2,536,061.59	2,408,275.19	-889.84	2,407,385.35
FORECLOSURE PREVENTION PROGRAM GRADUATED	411,915.15	380,384.62	-59,664.85	144,426.00	588,208.92	0.00	588,208.92
HOME SERVICES MEDICAID TRUST	26,530,156.58	234,210,989.70	19,497.00	233,465,446.88	27,295,196.40	-1,029,147.55	26,266,048.85
ESTATE TAX REFUND	27,430,755.29	28,710,667.04	-23,007,327.12	8,953,487.61	24,180,607.60	-4,338,701.33	19,841,906.27
WORKERS' COMP BENEFIT TRUST	0.00	0.00	0.00	0.00	0.00	0.00	0.00
MUNICIPAL WIRELESS SERVICE EMERGENCY	1,399,566.76	6,612,077.49	0.00	6,612,757.98	1,398,886.27	0.00	1,398,886.27
GUIDE DOGS OF AMERICA FUND	190.00	20.00	0.00	0.00	210.00	0.00	210.00
IL UNDERGROUND UTL FAC DAMAGE	302,925.00	732,394.70	2,700.00	451,000.00	587,019.70	0.00	587,019.70
YOUTH ALCOHOL&SUBSTANCE ABUSE	207,497.17	0.00	2,134,150.00	1,986,408.00	355,239.17	0.00	355,239.17
STATE GAMING	18,071,774.59	202,464,920.39	-86,569,987.37	104,623,502.96	29,343,204.65	-602,333.57	28,740,871.08
SCHOOL DIST EMERG FINANC ASST	1,002,277.92	0.00	0.00	0.00	1,002,277.92	0.00	1,002,277.92
COUNCIL ON DEV DISABILITIES	117,316.26	3,060,453.00	0.00	2,994,781.15	182,988.11	-33,577.21	149,410.90
Spec Svcs for Survivors of Human Trafficking	6,240.00	5,277.90	0.00	0.00	11,517.90	0.00	11,517.90
HEARTSAVER AED	2,785.19	0.00	0.00	0.00	2,785.19	0.00	2,785.19
UNIVERSITY OF IL HOSPITAL SERV	797,114.65	157,996,328.13	52,595,618.00	205,049,423.71	6,339,637.07	-10.18	6,339,626.89

FINANCIALS

Fund	Prev Year Cash Bal	FY21 Receipts	FY21 Transfers	FY21 Disbursements	Ending Cash Balance	Warrants Outstanding	Available Balance
PLUGGING & RESTORATION	3,139,561.99	2,003,297.82	0.00	1,472,438.48	3,670,421.33	0.00	3,670,421.33
HOME RULE MUNICIPAL ROT	140,925,376.09	1,024,841,212.96	0.00	1,002,994,889.37	162,771,699.68	0.00	162,771,699.68
HOME RULE COUNTY ROT	100,612,433.26	699,599,522.83	0.00	701,936,542.12	98,275,413.97	0.00	98,275,413.97
IL DEPT OF REVENUE FEDRL TRUST	0.00	0.00	0.00	0.00	0.00	0.00	0.00
CAPITAL DEVELOPMENT	225,420,048.65	839,687,036.22	19,409,345.87	534,797,026.43	549,719,404.31	-554,350.02	549,165,054.29
COMMUNITY DEVELOPMENTAL DISABILITY SERVICES MEDICAID TRUST	31,803,594.01	60,088,617.93	-17,582,096.00	67,762,870.49	6,547,245.45	-75.39	6,547,170.06
SCHOOL CONSTRUCTION	6,788,748.86	0.00	0.00	689,921.94	6,098,826.92	0.00	6,098,826.92
STATE BOARD OF EDUCATION SPECIAL PURPOSE TRUST	12,421,553.01	4,784,555.69	271,315.55	6,562,578.35	10,914,845.90	-45,525.00	10,869,320.90
EXPLOSIVES REGULATORY	130,484.55	161,502.03	0.00	190,250.10	101,736.48	0.00	101,736.48
AGGREGATE OPERATION REGULATORY	313,839.17	198,587.52	-806.00	311,478.88	200,141.81	-162.70	199,979.11
COAL MINING REGULATORY	437,602.41	298,007.05	0.00	176,474.23	559,135.23	-25,883.69	533,251.54
MENTAL HEALTH REPORTING	3,476,767.77	2,983,471.11	4,000,000.00	1,213,420.44	9,246,818.44	-10,329.60	9,236,488.84
CAPITOL RESTORATION TRUST	1,112.76	0.00	0.00	0.00	1,112.76	0.00	1,112.76
RENTAL HOUSING SUPPORT PROGRAM	5,894,839.15	18,758,964.00	-949.00	8,071,609.95	16,581,244.20	0.00	16,581,244.20
REG CPA ADMIN & DISCIPLINARY	1,837,660.62	328,100.79	-45,644.79	594,655.89	1,525,460.73	0.00	1,525,460.73
STATE CRIME LABORATORY	11,068,541.66	7,970,408.89	3,502,360.67	9,379,694.41	13,161,616.81	-573.98	13,161,042.83
AGRICHEMICAL INCIDENT RESPONSE	3,470.63	4.51	0.00	0.00	3,475.14	0.00	3,475.14
EPA COURT ORDERED TRUST	6,590.01	26.05	0.00	0.00	6,616.06	0.00	6,616.06
GEN ASSEMBLY COMPUTER EQUIP	112,725.19	0.00	0.00	26,945.92	85,779.27	0.00	85,779.27
MOTOR VEHICLE THEFT PREVNTN AND INS VERIFICATION TRUST FUND	22,425,750.53	7,782,247.78	0.00	6,597,290.82	23,610,707.49	0.00	23,610,707.49
PUBLIC-PRIVATE PARTNERSHIPS FOR TRANSPORTATION	0.00	0.00	0.00	0.00	0.00	0.00	0.00
SEXUAL ASSAULT SERVICES & PREVENTION	624,781.03	268,201.44	0.00	171,530.43	721,452.04	0.00	721,452.04
SBE TEACHER CERTIFICATION INST	965,973.40	624,115.71	0.00	710,326.15	879,762.96	0.00	879,762.96
BUSINESS DISTRICT RETAILERS' OCCUPATION TAX	4,676,878.29	38,591,227.32	519.00	33,595,967.13	9,672,657.48	-9,161.44	9,663,496.04
High School Equivalency Testing Fund	100,770.33	38,863.00	0.00	40,039.75	99,593.58	0.00	99,593.58
ILLINOIS HIGHER EDUCATION SAVINGS PROGRAM FUND	0.00	0.00	0.00	0.00	0.00	0.00	0.00
WEIGHTS & MEASURES	121,509.67	5,202,311.41	69,570.65	5,032,157.65	361,234.08	-4,142.48	357,091.60
KOREAN WAR MEMORIAL CONSTRUCTION	1,010.00	58.00	0.00	0.00	1,068.00	0.00	1,068.00
STATE POLICE MERIT BOARD PUBLIC SAFETY	1,384,421.75	2,190,496.94	0.00	1,565,890.80	2,009,027.89	-38,326.72	1,970,701.17
DIV OF CORPORATIONS REGISTERED LIMITED LIABILITY PARTNERSHIP	1,118,718.53	685,705.00	-613,380.00	69,280.07	1,121,763.46	0.00	1,121,763.46
Illinois Independent Tax Tribunal	330,981.00	78,500.00	0.00	214,544.64	194,936.36	0.00	194,936.36
CDB Special Projects Fund	5,035,454.35	684,769.00	0.00	4,409,062.28	1,311,161.07	0.00	1,311,161.07
MECHANICS TRAINING FUND	0.00	0.00	0.00	0.00	0.00	0.00	0.00
CHILDHOOD CANCER RESEARCH	70,702.27	0.00	0.00	0.00	70,702.27	0.00	70,702.27
EMERGENCY PLANNING & TRAINING	64,370.55	0.00	0.00	0.00	64,370.55	0.00	64,370.55
IL SCHOOL ASBESTOS ABATEMENT	214,911.84	451,959.15	8,963.38	549,736.22	126,098.15	0.00	126,098.15
SECRETARY OF STATE FED PROJ	114,901.97	56,920.01	0.00	97,140.56	74,681.42	-2,089.00	72,592.42
CHIP BOARD PAYROLL TRUST	390.42	384,911.04	0.00	366,462.32	18,839.14	0.00	18,839.14
CHILDREN'S WELLNESS CHARITIES	36,232.28	0.00	0.00	0.00	36,232.28	0.00	36,232.28
INJURED WORKERS' BENEFIT	1,949,451.50	1,575,627.64	0.00	1,775,549.37	1,749,529.77	0.00	1,749,529.77
HOUSING FOR FAMILIES	44,932.57	0.00	0.00	0.00	44,932.57	0.00	44,932.57
DRIVER SERVICES ADMINISTRATION	4,396,319.16	3,204,384.00	4,465.00	1,612,088.63	5,993,079.53	0.00	5,993,079.53
POST-TRAUMATIC STRESS DISORDER AWARENESS FUND	80.00	80.00	0.00	0.00	160.00	0.00	160.00
ICJIA VIOLENCE PREVENTION	465,423.65	280,591.23	100,000.00	250,662.65	595,352.23	0.00	595,352.23
SECRETARY OF STATE SPEC LIC PL	3,376,507.29	3,455,530.13	116,149.50	4,097,902.76	2,850,284.16	0.00	2,850,284.16
STATE AND LOCAL SALES TX REFRM	109,584,498.47	823,263,714.11	-567,830,908.42	147,163,901.57	217,853,402.59	0.00	217,853,402.59
RTA OCCUP&USE TAX REPLACEMENT	0.00	0.00	72,036,029.46	72,036,029.46	0.00	0.00	0.00
COUNTY & MASS TRANSIT DISTRICT	77,642,857.63	379,974,672.85	-127,797,614.61	239,300,908.78	90,519,007.09	0.00	90,519,007.09
LOCAL GOVERNMENT TAX	277,876,418.83	1,969,278,247.58	0.00	1,870,314,877.91	376,839,788.50	-370,002.24	376,469,786.26
COUNTY OPTION MOTOR FUEL TAX	5,831,535.26	44,559,973.53	0.00	42,000,085.31	8,391,423.48	0.00	8,391,423.48
INDOOR RADON MITIGATION	132,042.01	365,719.98	0.00	429,774.57	67,987.42	-60,787.83	7,199.59
PROFESSIONAL REGUL EVIDENCE	305.87	0.00	0.00	0.00	305.87	0.00	305.87
LOC GOVT HEALTH INSURANCE RES	5,361,294.24	37,506,960.62	-3,430.00	35,887,043.02	6,977,781.84	-142,754.27	6,835,027.57

FINANCIALS

Fund	Prev Year Cash Bal	FY21 Receipts	FY21 Transfers	FY21 Disbursements	Ending Cash Balance	Warrants Outstanding	Available Balance
ILLINOIS STATE MUSEUM	122,293.77	105.00	0.00	34,477.91	87,920.86	0.00	87,920.86
IPTIP ADMINISTRATIVE TR	1,462,883.88	8,342,959.43	0.00	5,877,872.74	3,927,970.57	-25.15	3,927,945.42
GEN ASSEMBLY OPERATIONS REV	14,488.48	3,658.65	300,000.00	75.00	318,072.13	0.00	318,072.13
Epilepsy Treatment & Education Grants-In-Aid	26,356.50	0.00	0.00	0.00	26,356.50	0.00	26,356.50
Diabetes Research Checkoff	448,645.91	1,082.55	180,248.87	218,750.00	411,227.33	0.00	411,227.33
ILLINOIS FISHERIES MANAGEMENT	1,467,220.66	1,713,816.92	2,164.70	1,080,154.87	2,103,047.41	-10,002.98	2,093,044.43
DIRECT DEPOSIT ADMINISTRATION	313,868.68	25,138,934.56	0.00	25,077,083.70	375,719.54	-375,719.54	0.00
FLEXIBLE SPENDING ACCOUNT	10,495,794.59	32,147,650.05	-2,315.00	32,918,179.50	9,722,950.14	-65,604.39	9,657,345.75
TCHR HEALTH INSURANCE SECURITY	12,710,536.48	459,783,978.02	-32,423.00	438,232,221.23	34,229,870.27	-1,927,530.40	32,302,339.87
SOCIAL SECURITY ADMINISTRATION	5,862,870.20	56,661.75	0.00	545,718.86	5,373,813.09	-34,544.53	5,339,268.56
IL FARMER & AGRI-BUSINESS LN	8,381,051.78	30,599.73	0.00	0.00	8,411,651.51	0.00	8,411,651.51
HELP ILLINOIS VOTE	39,596,930.43	6,022,687.48	0.00	22,274,552.25	23,345,065.66	-523,669.45	22,821,396.21
POLLUTION CONTROL BOARD ST TR	769,710.14	500,447.12	1,104.20	550,989.68	720,271.78	-1,404.87	718,866.91
Carolyn Adams Ticket For The Cure Grant	3,046,105.12	655,515.52	0.00	0.00	3,701,620.64	0.00	3,701,620.64
STATE POLICE FIREARM SERVICES	6,796,419.63	20,990,295.08	-4,981.00	19,074,634.83	8,707,098.88	-317,483.68	8,389,615.20
DHS TECHNOLOGY INITIATIVE	5,867,092.94	8,207,511.97	-1,592.00	5,934,217.50	8,138,795.41	0.00	8,138,795.41
FEDERAL FINANCING COST REIMB	7,571.00	0.00	3,338,243.00	3,338,207.00	7,607.00	0.00	7,607.00
RESPONSE CONTRACTORS INDEMNIF	0.00	0.00	0.00	0.00	0.00	0.00	0.00
BROWNFIELDS REDEVELOPMENT	1,921,334.47	47,231.71	-550.00	0.00	1,968,016.18	0.00	1,968,016.18
CAPITAL DEVELOP BRD REVOLVING	13,239,129.36	5,787,702.47	9,277.60	3,495,805.95	15,540,303.48	-2,526.70	15,537,776.78
STANDARD BRED PURSE FUND	382,737.94	960,924.70	0.00	914,900.00	428,762.64	0.00	428,762.64
PROFESSIONS INDIRECT COST	27,688,511.13	121,860.16	27,130,032.00	32,240,967.62	22,699,435.67	-18,577.36	22,680,858.31
COUNTY PUBLIC SAFETY ROT	19,458,724.47	133,534,961.36	0.00	121,500,936.81	31,492,749.02	0.00	31,492,749.02
DCFS CHILDREN'S SERVICES	119,093,795.10	411,908,036.13	-988,907.00	322,800,665.78	207,212,258.45	-6,183,248.66	201,029,009.79
STATE POLICE DUI	229,423.25	246,892.99	-839.00	41,218.56	434,258.68	0.00	434,258.68
CHICAGO STATE UNIVERSITY EDUCATION IMPROVEMENT	469,625.93	8,137.23	2,994,789.00	3,316,012.87	156,539.29	0.00	156,539.29
ASBESTOS ABATEMENT	6,488.09	0.00	0.00	0.00	6,488.09	0.00	6,488.09
IL SPORTS FACILITIES	11,309,000.00	50,630,215.78	715,943.01	38,500,000.00	24,155,158.79	0.00	24,155,158.79
Autism Research Checkoff Fund	4,236.92	18.47	0.00	0.00	4,255.39	0.00	4,255.39
SPORTS FACILITIES TAX	2,816,991.03	6,853,095.00	0.00	6,776,293.49	2,893,792.54	0.00	2,893,792.54
SUPREME COURT SPEC STATE PROJ	84,251.56	100,000.00	0.00	74,355.53	109,896.03	0.00	109,896.03
Oil and Gas Resource Management Fund	8,901.16	0.00	0.00	0.00	8,901.16	0.00	8,901.16
STUDENT INVESTMENT ACCOUNT ADMINISTRATIVE FUND	0.00	0.00	0.00	0.00	0.00	0.00	0.00
ILLINOIS VETERANS ASSISTANCE FUND	2,179,631.30	1,522,972.35	-2,474.00	1,171,181.13	2,528,948.52	0.00	2,528,948.52
MEDICAID FRAUD&ABUSE PREVENT	34,798.89	0.00	0.00	0.00	34,798.89	0.00	34,798.89
IL HEALTH FACILITIES PLANNING	2,230,435.42	1,343,911.21	-7,589.27	1,450,297.25	2,116,460.11	0.00	2,116,460.11
TRAINING IN THE BUILDING TRADES FUND	0.00	0.00	0.00	0.00	0.00	0.00	0.00
EMERGENCY PUBLIC HEALTH	3,338,360.64	3,552,812.43	26,582.75	4,208,002.04	2,709,753.78	-8,608.68	2,701,145.10
TOMA CONSUMER PROTECTION	125,565.22	457.41	0.00	0.00	126,022.63	0.00	126,022.63
ISAC ACCOUNTS RECEIVABLE	134,794.21	44,906.91	-53.09	162,928.44	16,719.59	0.00	16,719.59
CREDIT UNION	2,129,591.51	4,470,645.09	-1,032,645.36	2,651,396.44	2,916,194.80	-50.00	2,916,144.80
Residential Finance Regulatory Fund	2,306,050.67	8,302,994.69	-3,517,313.17	3,378,206.17	3,713,526.02	-385.00	3,713,141.02
FAIR & EXPOSITION	175,952.83	0.00	-365.00	101,840.39	73,747.44	0.00	73,747.44
STATE POLICE VEHICLE	11,705,126.90	10,110,158.14	-6,157.00	10,440,211.49	11,368,916.55	0.00	11,368,916.55
WATER WORKFORCE DEVELOPMENT FUND	0.00	0.00	0.00	0.00	0.00	0.00	0.00
SOUTH SUBURBAN AIRPORT IMPROVEMENT	0.00	0.00	0.00	0.00	0.00	0.00	0.00
DEPT OF LABOR SPEC STATE TRUST	1,568,201.51	1,204,424.94	7,213.07	822,974.15	1,956,865.37	-59,603.74	1,897,261.63
BLUE WATER DITCH FLOOD CONTROL	0.00	0.00	0.00	0.00	0.00	0.00	0.00
Illinois Secure Choice Administrative Fund	2,727.54	24,328.16	0.00	0.00	27,055.70	0.00	27,055.70
Dept of Labor Federal Indirect Cost Fund	0.00	208,382.51	0.00	108,562.24	99,820.27	0.00	99,820.27
PUBLIC HEALTH WATER PERMIT	80,356.27	55,395.00	0.00	40,521.20	95,230.07	-1,575.00	93,655.07
AML RECLAMATION SET ASIDE	62,705,747.23	3,735,636.65	0.00	8,490.00	66,432,893.88	0.00	66,432,893.88
NURSING DEDICATED & PROFESSNL	9,658,131.66	11,196,040.81	-2,509,006.79	3,350,393.80	14,994,771.88	-39,111.02	14,955,660.86

FINANCIALS

Fund	Prev Year Cash Bal	FY21 Receipts	FY21 Transfers	FY21 Disbursements	Ending Cash Balance	Warrants Outstanding	Available Balance
OPTOMETRIC LICENSING & DISCIPLINARY BOARD	1,303,368.99	198,944.82	-26,923.45	235,938.89	1,239,451.47	0.00	1,239,451.47
FISH & WILDLIFE ENDOWMENT	2,629,174.26	146,673.26	0.00	0.00	2,775,847.52	0.00	2,775,847.52
UNDERGROUND RESOURCE CONSERV	2,410,520.01	538,703.68	0.00	1,636,192.03	1,313,031.66	-673.94	1,312,357.72
MANDATORY ARBITRATION	24,041,787.08	2,975,268.19	1,949,514.67	3,291,593.86	25,674,976.08	-95,572.24	25,579,403.84
Private Vehicle Use Home Rule Fund	3,507,814.74	20,180,845.98	0.00	18,527,158.23	5,161,502.49	0.00	5,161,502.49
STATE RAIL FREIGHT LOAN REPAY	4,006,002.86	812,739.76	0.00	0.00	4,818,742.62	0.00	4,818,742.62
SUPREME COURT FEDERAL PROJECTS	41,162.41	833,782.65	0.00	862,478.40	12,466.66	-7916.66	4,550.00
WATER REVOLVING	180,142,214.63	583,870,797.87	-1,428,200.00	525,609,113.49	236,975,699.01	-496,188.80	236,479,510.21
IL RACING BOARD CHARITY	37,417.92	750,000.00	0.00	750,000.00	37,417.92	0.00	37,417.92
LASALLE VETERANS HOME	10,654,405.03	10,033,574.75	299,167.18	13,961,759.78	7,025,387.18	-19,286.29	7,006,100.89
ANNA VETERANS HOME	3,811,262.78	3,349,806.85	283,638.96	4,592,512.81	2,852,195.78	-10,710.18	2,841,485.60
SELF-INSURERS ADMINISTRATION	119,296.35	267,425.10	-900.00	314,038.32	71,783.13	0.00	71,783.13
DRUNK&DRUGGED DRIVING PREVENT	319,619.87	1,622,374.41	-13,182.00	1,297,167.56	631,644.72	-3,907.50	627,737.22
POLLUTION CONTROL BOARD	31,858.40	1,425.00	0.00	0.00	33,283.40	0.00	33,283.40
INCOME TAX REFUND	377,354,169.23	3,467,773,625.97	-191,843,235.90	3,279,365,013.23	373,919,546.07	-132,158,080.91	241,761,465.16
METHAMPHETAMINE LAW ENFORCEMENT FUND	326,797.78	46,253.23	0.00	0.00	373,051.01	0.00	373,051.01
HOSPITAL BASIC SERVICES PRESERVATION FUND	91,666.66	183,333.32	0.00	0.00	274,999.98	0.00	274,999.98
LONG TERM CARE MONITOR/RECEIVE	9,847,881.31	11,340,537.79	6,414,789.78	24,902,603.85	2,700,605.03	-11,387.76	2,689,217.27
IL AFFORDABLE HOUSING TRUST	24,822,683.76	62,374,728.93	-6,604.00	44,206,039.42	42,984,769.27	-9,737.00	42,975,032.27
HOME CARE SERVICES AGENCY LICENSURE FUND	1,082,766.68	1,375,545.51	273.00	1,532,240.50	926,344.69	-252.84	926,091.85
COMMUNITY WATER SUPPLY LABORATORY	803,940.08	734,135.21	7,594.00	788,138.41	757,530.88	-2,146.00	755,384.88
MOTOR FUEL & PETROLEUM STRDS	160,555.22	560.00	0.00	27,313.42	133,801.80	0.00	133,801.80
FERTILIZER CONTROL	1,234,254.52	1,887,082.76	-515.00	1,548,968.47	1,571,853.81	-160.00	1,571,693.81
REGULATORY	137,451.74	100,040.24	0.00	39,624.19	197,867.79	0.00	197,867.79
SECURITIES INVESTORS EDUCATION	4,380,160.63	400,450.00	-1,500,700.00	190,785.60	3,089,125.03	0.00	3,089,125.03
STATE FURBEARER	597,003.46	81,514.34	26,435.59	0.00	704,953.39	0.00	704,953.39
USED TIRE MANAGEMENT	5,085,268.49	13,673,421.70	-5,538,982.62	7,494,422.10	5,725,285.47	-59.66	5,725,225.81
SECRETARY OF STATE INTERAGENCY	243,521.89	3,000,000.00	-1,918.00	3,025,623.18	215,980.71	0.00	215,980.71
IL EXECUTIVE MANSION TRUST	69,105.27	800.00	0.00	0.00	69,905.27	0.00	69,905.27
GUARDIANSHIP & ADVOCACY	3,556,356.10	1,504,527.92	10,017.42	2,799,767.64	2,271,133.80	-182,634.78	2,088,499.02
NATURAL AREAS ACQUISITION	16,516,069.57	13,358,748.23	0.00	10,889,819.07	18,984,998.73	-60,152.77	18,924,845.96
OPEN SPACE LANDS ACQUIS&DEVEL	51,768,646.83	31,631,230.79	-25,584.00	17,951,099.50	65,423,194.12	-180,000.00	65,243,194.12
WORKING CAPITAL REVOLVING	1,073,212.60	37,495,109.90	-588,597.83	37,635,302.06	344,422.61	-8,039.63	336,382.98
STATE GARAGE REVOLVING	2,746,901.73	56,836,734.40	-450,106.83	54,200,400.72	4,933,128.58	-108,532.93	4,824,595.65
Technology Management Revolving Fund	13,099,840.09	520,163,757.46	165,137,464.21	664,725,887.06	33,675,174.70	-1,580,862.45	32,094,312.25
PAPER & PRINTING REVOLVING	0.00	0.00	0.00	0.00	0.00	0.00	0.00
AIR TRANSPORTATION REVOLVING	853,036.90	0.00	0.00	48,391.11	804,645.79	0.00	804,645.79
TAX RECOVERY	2,814,873.83	1,335,061.68	0.00	2,168,649.95	1,981,285.56	-3,372.50	1,977,913.06
FACILITIES MANAGEMENT REVOLV	11,789,136.47	218,596,153.87	379,743.85	212,123,994.59	18,641,039.60	-808,202.42	17,832,837.18
PROFESSIONAL SERVICES	2,049,210.45	117,280.83	54,989,746.89	37,826,559.25	19,329,678.92	-30,684.40	19,298,994.52
ICJIA Violence Prevention Special Projects Fund	522,725.54	363.60	0.00	186,689.29	336,399.85	0.00	336,399.85
SOUTH SUBURBAN BROWNFIELDS REDEVELOPMENT	0.00	0.00	0.00	0.00	0.00	0.00	0.00
SOUTH SUBURBAN INCREMENT	0.00	0.00	0.00	0.00	0.00	0.00	0.00
FAMILY RESPONSIBILITY	325,297.07	182,220.00	360.00	162,139.50	345,737.57	0.00	345,737.57
MOTOR VEHICLE REVIEW BOARD	82,132.30	220,984.50	-1,000.00	243,373.86	58,742.94	0.00	58,742.94
State Coronavirus Urgent Remediation Emergency Fund (State CURE)	2,700,000,000.00	284,317,497.08	-760,427,437.27	1,819,080,187.48	404,809,872.33	-643,727.51	404,166,144.82
Local Coronavirus Urgent Remediation Emergency Fund (Local CURE)	0.00	48.99	250,000,000.00	220,141,343.08	29,858,705.91	-681,388.07	29,177,317.84
AFRICAN-AMERICAN HIV/AIDS RESPONSE FUND	265.22	0.00	0.00	0.00	265.22	0.00	265.22
TATTOO AND BODY PIERCING ESTABLISHMENT REGISTRATION	570,309.08	546,000.00	1,836.95	493,062.89	625,083.14	-375.00	624,708.14
STATE POLICE VEHICLE MAINTENANCE FUND	490,829.02	744,779.92	0.00	341,631.54	893,977.40	0.00	893,977.40
COUNTY PROVIDER TRUST	2,323,904.40	2,962,728,556.06	-52,586,216.82	2,895,419,510.35	17,046,733.29	-8,915.50	17,037,817.79
TREASURER'S RENTAL FEE	44,780.20	3,239.10	0.00	0.00	48,019.30	0.00	48,019.30
WORKERS' COMPENSATION REVOLVING	11,473,905.74	1,383,859.87	113,754,109.50	86,769,005.57	39,842,869.54	0.00	39,842,869.54

FINANCIALS

Fund	Prev Year Cash Bal	FY21 Receipts	FY21 Transfers	FY21 Disbursements	Ending Cash Balance	Warrants Outstanding	Available Balance
FEDERAL SUPPORT AGREEMENT REV	1,456,796.59	26,462,236.22	0.00	25,769,596.15	2,149,436.66	-35,719.14	2,113,717.52
AMBULANCE REVOLVING LOAN FUND	25,885.94	477,846.50	0.00	503,490.87	241.57	0.00	241.57
CRIMINAL JUSTICE INFORMATION PROJECTS	10,255,582.51	1,355,902.00	39,477,539.18	4,186,188.97	46,902,834.72	-335,453.27	46,567,381.45
ENVIRONMENTAL LAB CERTIFICAT	211,885.02	392,067.53	-700.00	366,740.26	236,512.29	0.00	236,512.29
MPEA TRUST	826,908.08	52,683,346.81	0.00	53,417,727.23	92,527.66	0.00	92,527.66
FEDERAL HOME INVESTMENT TRUST	5,263.00	0.00	0.00	0.00	5,263.00	-5,263.00	0.00
IL COMM COLL BRD CONTRCT & GRT	242,491.44	14,149,021.21	0.00	14,154,555.15	236,957.50	-58,620.74	178,336.76
PUBLIC HEALTH LAB SERV REV	2,613,717.40	529,217.57	2,882,613.23	3,929,163.31	2,096,384.89	-825.91	2,095,558.98
PROVIDER INQUIRY TRUST	200,535.10	232,176.86	0.00	430,268.77	2,443.19	0.00	2,443.19
AUDIT EXPENSE	34,809,488.40	2,598,118.23	24,351,574.00	24,305,770.47	37,453,410.16	-391,369.42	37,062,040.74
FEDERAL NATNL COMM SERVICES	0.30	0.00	0.00	0.00	0.30	0.00	0.30
CARE PROV FOR PERSONS WITH DD	16,060,284.23	42,110,806.01	-4,401.00	38,884,018.44	19,282,670.80	-25,625.00	19,257,045.80
LONG TERM CARE PROVIDER	26,496,777.53	400,515,340.38	10,007,823.08	409,252,588.52	27,767,352.47	-385,544.98	27,381,807.49
HOSPITAL PROVIDER	232,835,045.11	4,060,367,166.06	-415,058,663.00	3,588,326,329.55	289,817,218.62	-484,074.80	289,333,143.82
EMPLOYMENT & TRAINING	3,665,491.66	412,262,469.70	0.00	376,887,989.58	39,039,971.78	-939,481.65	38,100,490.13
Elections Special Projects	0.00	2,762,777.06	0.00	2,762,777.06	0.00	0.00	0.00
ICCB FEDERAL TRUST	953,108.00	374,750.19	0.00	167,751.86	1,160,106.33	-195.00	1,159,911.33
Freedom Schools	0.00	0.00	0.00	0.00	0.00	0.00	0.00
STATE PHEASANT	3,890,780.85	373,907.63	132,177.95	139,170.64	4,257,695.79	0.00	4,257,695.79
SPECIAL ED MEDICAID MATCHING	1,616,015.09	152,454,777.00	-3,141.00	139,337,176.66	14,730,474.43	-14,730,473.70	0.73
LAW ENFORCEMENT CAMERA GRANT FUND	1,728,801.01	1,427,056.60	1,000,000.00	1,255,865.60	2,899,992.01	-69,645.80	2,830,346.21
CHILD LABOR ENFORCEMENT	980,869.22	786,441.46	-2,300.00	567,971.91	1,197,038.77	0.00	1,197,038.77
Illinois ABLE Accounts Administrative Fund	8,169.94	7,846.32	0.00	0.00	16,016.26	0.00	16,016.26
IMSA SPECIAL PURPOSES TRUST	388,345.18	617,054.71	1,249.05	894,680.85	111,968.09	-8,298.75	103,669.34
LEAD POISONING SCREENING, PREVENTION, AND ABATEMENT	8,177,552.41	11,424,492.44	57,324.51	7,843,919.18	11,815,450.18	-575.13	11,814,875.05
SECURITIES AUDIT & ENFORCEMENT	19,947,761.18	81,438.01	-4,743,709.00	7,103,191.88	8,182,298.31	-2,997.80	8,179,300.51
DEPT OF BUSINESS SERV SP OPS	6,392,486.54	24,448,195.39	-5,695,336.00	11,062,637.10	14,082,708.83	-442.50	14,082,266.33
Illinois Telecommunications Access Corporation Fund	24,512.54	285,907.42	0.00	275,130.41	35,289.55	-35,289.55	0.00
HEALTH&HUMAN SERV MEDICAID TR	25,419,512.54	10,283,856.11	19,995,427.00	41,484,066.07	14,214,729.58	-151,841.91	14,062,887.67
PRISONER REVIEW BOARD VEHICLE AND EQUIPMENT	254,256.89	58,904.63	0.00	166,985.36	146,176.16	0.00	146,176.16
Capital Facility and Technology Modernization	0.00	0.00	0.00	0.00	0.00	0.00	0.00
DRUG TREATMENT	2,306,586.33	3,292,466.43	3,152,349.02	2,847,206.00	5,904,195.78	0.00	5,904,195.78
FEED CONTROL	1,189,550.06	2,299,337.06	-67,558.00	1,784,962.10	1,636,367.02	-30.00	1,636,337.02
TANNING FACILITY PERMIT	11,037.39	105,715.27	-275.63	74,957.94	41,519.09	-2,700.00	38,819.09
Equity in Long-term Care Quality	7,168,642.27	912,221.02	5,800,000.00	0.00	13,880,863.29	0.00	13,880,863.29
PLUMBING LICENSURE & PROGRAM	1,025,504.15	2,554,553.24	500,967.47	2,656,202.92	1,424,821.94	0.00	1,424,821.94
STATE TREASURER'S BANK SERVICE	666,708.16	2,958.50	6,750,000.00	6,211,539.74	1,208,126.92	-756,446.41	451,680.51
SECRETARY OF STATE EVIDENCE	40,294.62	2,408.25	0.00	0.00	42,702.87	0.00	42,702.87
NATURAL HERITAGE	60,555.14	0.00	0.00	0.00	60,555.14	0.00	60,555.14
MCCORMICK PLACE EXPANSION PROJ	879,335.24	125,222,181.86	-19,453,864.97	95,085,484.25	11,562,167.88	0.00	11,562,167.88
INSURANCE PREMIUM TAX REFUND	2,679,917.02	1,625,000.00	-60,458.00	4,207,290.79	371,68.23	0.00	371,68.23
ICC FEDERAL GRANTS TRUST	0.00	0.00	0.00	0.00	0.00	0.00	0.00
CORPORATE FRANCHISE TAX REFUND	4,106,125.20	4,133,740.63	-4,411,027.83	248,031.94	3,580,806.06	0.00	3,580,806.06
TAX COMPLIANCE & ADMIN	14,925,559.77	76,345,748.86	-333,319.41	71,027,790.04	19,910,199.18	-64,388.43	19,845,810.75
APPRAISAL ADMINISTRATION	1,398,764.10	843,472.93	8,335.19	638,151.13	1,612,421.09	-100.00	1,612,321.09
SMALL BUS ENVIRONMENTAL ASSIST	42,332.02	473,906.11	-101,010.90	251,956.40	163,270.83	0.00	163,270.83
REGUL EVAL & BASIC ENFORCEMENT	111,274.50	39,400.00	0.00	35,895.18	114,779.32	0.00	114,779.32
SEXUAL ASSAULT SERVICES	176,037.16	133,912.28	0.00	100,000.00	209,949.44	0.00	209,949.44
IL HABITAT ENDOWMENT TRUST	12,643,532.59	16,523.97	0.00	0.00	12,660,056.56	0.00	12,660,056.56
IL HABITAT	8,399,013.03	1,014,729.23	-158,588.54	2,847,998.75	6,407,154.97	-22,212.74	6,384,942.23
EQUAL PAY REGISTRATION FUND	0.00	0.00	0.00	0.00	0.00	0.00	0.00
SICKLE CELL CHRONIC DISEASE	0.00	0.00	0.00	0.00	0.00	0.00	0.00
GAINING EARLY AWARENESS AND READINESS FOR UNDERGRADUATE PROGRAMS FUND	3,316,214.27	3,098,606.36	0.00	3,087,704.74	3,327,115.89	0.00	3,327,115.89

FINANCIALS

Fund	Prev Year Cash Bal	FY21 Receipts	FY21 Transfers	FY21 Disbursements	Ending Cash Balance	Warrants Outstanding	Available Balance
SENIOR HEALTH INSURANCE PROG	21,377.87	1,408,762.22	0.00	1,331,060.71	99,079.38	-76,420.00	22,659.38
TRAUMA CENTER	5,313,112.17	6,238,612.08	-23,893.00	8,370,041.72	3,157,789.53	-109,804.39	3,047,985.14
EMS ASSISTANCE	189,437.59	531,858.11	147.00	249,349.85	472,092.85	-136.45	471,956.40
Autism Care Fund	39,260.40	0.00	0.00	0.00	39,260.40	0.00	39,260.40
PROTEST	85,913,587.37	1,019,638.56	-6,864,740.02	12,236,465.24	67,832,020.67	0.00	67,832,020.67
DEAF AND HARD OF HEARING SPECIAL PROJECTS FUND	22,581.05	66,000.00	0.00	65,674.13	22,906.92	0.00	22,906.92
COMPREHENSIVE REGIONAL PLANNING FUND	0.00	0.00	0.00	0.00	0.00	0.00	0.00
Grant Accountability and Transparency Fund	806,224.61	2,070,767.13	1,300,033.00	3,196,404.89	980,619.85	-77,372.00	903,247.85
DHS SPECIAL PURPOSE TRUST	90,655,841.76	499,938,897.69	10,812,479.77	514,562,355.05	86,844,864.17	-2,742,065.08	84,102,799.09
George Bailey Memorial Fund	106,442.23	9,530.48	0.00	0.00	115,972.71	0.00	115,972.71
SBE FEDERAL DEPT OF AGRI	1,236,316.12	809,142,632.54	4,360.61	807,699,414.55	2,683,894.72	-659,577.17	2,024,317.55
Coronavirus Urgent Remediation Emergency Borrowing Fund	0.00	1,997,778,000.00	-1,997,778,000.00	0.00	0.00	0.00	0.00
COMMON SCHOOL	17,037,541.94	136,289,306.91	9,103,005,513.33	9,256,223,017.07	109,345.11	-109,345.11	0.00
MOTOR FUEL TAX-COUNTIES	0.00	0.00	170,110,922.73	170,110,922.73	0.00	0.00	0.00
MOTOR FUEL TAX-MUNICIPALITIES	122,405.98	0.00	238,573,159.30	238,627,881.16	67,684.12	-67,684.12	0.00
MOTOR FUEL TAX-TOWN & ROAD DIS	0.00	0.00	77,208,299.40	77,208,299.40	0.00	0.00	0.00
STATE COLLEGE & UNIV TRUST	199,025.57	267,950.00	0.00	288,252.00	178,723.57	-19,369.00	159,354.57
UNIVERSITY GRANT	107,536.00	100,800.00	-25.00	99,950.00	108,361.00	0.00	108,361.00
DCEO PROJECTS FUND	0.00	566,558,836.90	0.00	262,506,323.51	304,052,513.39	0.00	304,052,513.39
PUBLIC AID RECOVERIES TRUST	108,724,782.17	1,604,431,942.77	-423,141,869.04	1,087,292,102.91	202,722,752.99	-13,497,341.21	189,225,411.78
ALTERNATE FUELS	2,749,055.01	2,080,880.00	200.00	225,000.00	4,605,135.01	0.00	4,605,135.01
Managed Care Oversight Fund	0.00	0.00	0.00	0.00	0.00	0.00	0.00
ILLINOIS POWER AGENCY TRUST FUND	0.00	1,682,239.42	-24,987.00	1,657,252.42	0.00	0.00	0.00
ILLINOIS POWER AGENCY OPERATIONS	4,467,129.92	4,050,497.38	-43,568.00	5,541,289.54	2,932,769.76	-3,273.45	2,929,496.31
SUPREME COURT HISTORIC PRESERVATION FUND	735,460.61	1,505,083.66	0.00	704,362.82	1,536,181.45	-266.24	1,535,915.21
MULTIPLE SCLEROSIS RESEARCH	876,575.07	1,473,814.51	0.00	299,297.24	2,051,092.34	0.00	2,051,092.34
LIVESTOCK MGMT FACILITIES	69,516.74	23,280.00	0.00	48,903.33	43,893.41	0.00	43,893.41
SECOND INJURY	830,613.36	808,855.60	-1,915.20	918,296.02	719,257.74	-3,117.64	716,140.10
FEDERAL HIGH SPEED RAIL TRUST	22,254,477.44	1,094,592.73	-9,230.00	7,903,452.87	15,436,387.30	-98,516.75	15,337,870.55
COURT OF CLAIMS ADMIN & GRANT	0.00	63,721.11	0.00	63,535.53	185.58	0.00	185.58
CHARITABLE TRUST STABILIZATION FUND	1,436,387.51	524,718.41	-39,130.00	1,109,937.26	812,038.66	0.00	812,038.66
SAFETY RESPONSIBILITY	1,841,036.65	1,559,256.00	-125,330.00	651,440.69	2,623,521.96	-58,253.57	2,565,268.39
QUALITY OF LIFE ENDOWMENT FUND	1,093,317.50	491,025.29	0.00	178,863.69	1,405,479.10	0.00	1,405,479.10
IL STATE FAIR	2,173,171.74	1,604,317.52	-17,750.00	790,291.91	2,969,447.35	-13,635.01	2,955,812.34
FEDERAL AGRICULTURAL MARKETING SERVICE	215.75	30,000.00	0.00	0.00	30,215.75	0.00	30,215.75
AGRICULTURAL MASTER	1,246,544.35	1,189,880.26	-4,540.00	1,351,579.04	1,080,305.57	-37,894.53	1,042,411.04
FLOOD CONTROL LAND LEASE	114,969.01	741,074.60	0.00	839,355.07	16,688.54	0.00	16,688.54
SEX OFFENDER INVESTIGATION	41,649.37	0.00	0.00	0.00	41,649.37	0.00	41,649.37
EMPLOYEE CALSSIFICATION	141,849.74	1,500.00	0.00	31,384.04	111,965.70	0.00	111,965.70
GI EDUCATION	1,570,938.69	1,165,967.96	0.00	1,118,059.91	1,618,846.74	0.00	1,618,846.74
Medicaid Technical Assistance Center	0.00	0.00	0.00	0.00	0.00	0.00	0.00
INTERPRETERS FOR THE DEAF	624,436.64	14,550.48	0.00	176,651.60	462,335.52	-614.20	461,721.32
ILLINOIS STATE TOLL HIGHWAY CONSTRUCTION	0.00	0.00	0.00	0.00	0.00	0.00	0.00
INDIGENT BAID	79,339.81	208,016.57	0.00	179,839.98	107,516.40	-5,400.52	102,115.88
IL TOURISM TAX	1,475,509.37	3,426,158.72	0.00	3,539,765.66	1,361,902.43	-295.43	1,361,607.00
MONITORING DEVICE DRIVING PERMIT ADMINISTRATION FEE	4,900,787.00	1,370,177.75	-762.00	1,636,174.33	4,634,028.42	0.00	4,634,028.42
ROTARY CLUB	8,677.00	4,164.00	0.00	0.00	12,841.00	0.00	12,841.00
ILLINOIS STATE TOLL HIGHWAY AUTHORITY FUND	764,751,506.65	1,854,691,102.30	-561,750.00	1,960,936,027.68	657,944,831.27	-5,605,853.85	652,338,977.42
GROUP INSURANCE PREMIUM	1,191,584.74	92,002,752.60	-6,795.00	86,346,648.50	6,840,893.84	-13,691.08	6,827,202.76
AUTISM AWARENESS	5,675.00	23,000.00	0.00	5,675.00	23,000.00	-23,000.00	0.00
OVARIAN CANCER AWARENESS	13,660.00	14,006.00	0.00	13,660.00	14,006.00	-13,000.00	1,006.00
PAYROLL CONSOLIDATION	99,782,558.10	5,166,613,934.22	0.00	5,169,484,069.39	96,912,422.93	-96,912,422.93	0.00
Parity Advancement Fund	1,534,750.00	550,000.00	0.00	0.00	2,084,750.00	0.00	2,084,750.00

FINANCIALS							
Fund	Prev Year Cash Bal	FY21 Receipts	FY21 Transfers	FY21 Disbursements	Ending Cash Balance	Warrants Outstanding	Available Balance
COMMERCIAL CONSOLIDATION	249,877,109.53	77,111,405,121.80	0.00	76,017,745,085.85	1,343,537,145.48	-1,343,537,145.48	0.00
ILL. PROFESSIONAL GOLFERS ASSOC. FOUNDATION JUNIOR GOLF FUND	64,033.00	53,018.00	0.00	60,000.00	57,051.00	-55,000.00	2,051.00
BOY SCOUT AND GIRL SCOUT	17,750.00	20,225.00	0.00	17,725.00	20,250.00	-1,100.00	19,150.00
LAND & WATER RECREATION	162,057.41	1,852,192.00	0.00	1,858,192.00	156,057.41	0.00	156,057.41
AGRICULTURE IN THE CLASSROOM	58,075.00	147,450.00	25.00	120,000.00	85,550.00	-30,000.00	55,550.00
SHEET METAL WORKERS INTERNATIONAL ASSOCIATION OF ILLINOIS	26,541.00	3,485.00	0.00	12,000.00	18,026.00	0.00	18,026.00
AUTOIMMUNE DISEASE RESEARCH	48,109.85	176.94	0.00	0.00	48,286.79	0.00	48,286.79
LIBRARY SERVICES	37,858.59	5,882,260.41	0.00	5,864,831.57	55,287.43	-20,193.84	35,093.59
STATE LIBRARY	24,534.69	4,215.63	0.00	5,265.00	23,485.32	-600.00	22,885.32
TEACHERS RETIREMENT SYSTEM	582,405,655.65	7,529,325,696.88	-531,083.00	7,506,897,118.92	604,303,150.61	-604,168,743.79	134,406.82
WHOLESOME MEAT	1,440,067.87	6,037,950.19	0.00	6,729,571.88	748,446.18	-4,041.68	744,404.50
JUDGES RETIREMENT SYSTEM	34,896,415.86	161,397,434.25	-36,687.00	172,438,986.24	23,818,176.87	-139,337.91	23,678,838.96
PREDATORY LENDING DATABASE PROGRAM FUND	0.00	0.00	0.00	0.00	0.00	0.00	0.00
STATE EMPLOYEES RETIREMENT SYS	296,476,928.85	3,053,588,431.28	20,655.55	3,008,232,106.53	341,853,909.15	-18,861,191.10	322,992,718.05
SEC OF STATE IDENTIFICATION SECURITY AND THEFT PREVENTION	28,185,812.49	310,305.76	14,282,340.00	11,606,675.84	31,171,782.41	0.00	31,171,782.41
GENERAL ASSEMBLY RETIREMENT	5,891,247.32	28,544,833.78	-36,896.00	28,773,294.68	5,625,890.42	-50,705.32	5,575,185.10
UNCLAIMED PROPERTY TRUST	159,898,205.67	410,965,712.81	-280,915,107.00	183,268,440.16	106,680,371.32	-13,880,483.44	92,799,887.88
SECRETARY OF STATE SPEC SERV	11,206,681.49	29,850,168.89	-378,970.00	20,254,501.92	20,423,378.46	-28,938.43	20,394,440.03
NUCLEAR CIVIL PROTECTION PLAN	4,927.94	1,321,408.14	0.00	1,321,603.28	4,732.80	-2,403.24	2,329.56
WARRANT ESCHEAT	913,276.82	43,258,394.40	-25,530,266.08	12,893,077.96	5,748,327.18	-374,854.24	5,373,472.94
CRIMINAL JUSTICE TRUST	37,930,513.61	84,716,533.47	8,506.46	89,934,460.30	32,721,093.24	-1,228,247.80	31,492,845.44
Roadside Monarch Habitat Fund	210.00	0.00	0.00	0.00	210.00	0.00	210.00
FEDERAL AID DISASTER	575,402.48	475,604,941.08	0.00	475,706,839.16	473,504.40	-386,052.44	87,451.96
Child Bereavement Fund	0.00	0.00	0.00	0.00	0.00	0.00	0.00
OLD AGE SURVIVORS INSURANCE	1,645,928.83	67,297,971.71	0.00	67,560,972.28	1,382,928.26	-43,490.48	1,339,437.78
SUPPORT OUR TROOPS	33,025.00	47,250.00	25.00	60,000.00	20,300.00	-5,000.00	15,300.00
FEDERAL CIVIL PREPARED ADMIN	43,980.43	462,135.87	0.00	459,676.62	46,439.68	-17,206.34	29,233.34
SCHOOL FACILITY OCCUPATION TAX	26,384,265.30	181,354,760.38	2,649.00	164,279,179.21	43,462,495.47	0.00	43,462,495.47
DOMESTIC VIOLENCE	491,813.73	292,574.00	0.00	424,888.75	359,498.98	-26,221.25	333,277.73
State Military Justice Fund	80,000.00	0.00	0.00	0.00	80,000.00	0.00	80,000.00
VETERANS' AFFAIRS STATE PROJECTS FUND	118.36	37,585.99	0.00	35,586.99	2,117.36	0.00	2,117.36
EARLY INTERVENTION SERVICES REVOLVING	6,378,249.44	142,763,822.22	5,819,387.12	151,927,384.18	3,034,074.60	-955,689.04	2,078,385.56
ELECTRONIC HEALTH RECORD INCENTIVE	215,477.24	7,837,002.00	90.00	7,369,502.00	683,067.24	-85,000.00	598,067.24
WILDLIFE PRAIRIE PARK	36,799.64	16,575.55	0.00	0.00	53,375.19	0.00	53,375.19
ATHLETICS SUPERVISION & REGULATION	259,698.90	0.00	0.00	372.42	259,326.48	0.00	259,326.48
STATE SMALL BUSINESS CREDIT INITIATIVE	28,624,137.23	10,550,413.34	-15,061.00	6,299,539.32	32,859,950.25	0.00	32,859,950.25
MASTER MASON	14,397.75	38,395.50	0.00	43,500.25	9,293.00	-7,500.00	1,793.00
DEPARTMENT OF HUMAN SERVICES COMMUNITY	33,735,749.41	6,701,840.66	40,788,982.57	31,478,691.03	49,747,881.61	-340.00	49,747,541.61
IL FIRE FIGHTERS' MEMORIAL	2,256,127.24	539,976.00	5,000,081.00	118,350.22	7,677,834.02	0.00	7,677,834.02
AFTER-SCHOOL RESCUE	50,364.91	0.00	0.00	0.00	50,364.91	0.00	50,364.91
IL STATE CRIME STOPPERS ASSOCIATION	7,749.79	0.00	0.00	0.00	7,749.79	0.00	7,749.79
STATE ASSET FORFEITURE	2,073,863.79	945,464.32	-1,213.00	2,227,045.76	791,069.35	-12,501.46	778,567.89
LOCAL GOVERNMENT DISTRIBUTIVE	128,499,040.77	1,715,548,586.76	470,529,686.28	2,141,836,813.28	172,740,500.53	-2,171,301.51	170,569,199.02
POLICE TRAINING BOARD SERVICES	7,108.42	8,150.00	0.00	0.00	15,258.42	0.00	15,258.42
FEDERAL ASSET FORFEITURE	494,219.88	531,247.06	0.00	590,430.90	435,036.04	0.00	435,036.04
THE MONEY FOLLOWS THE PERSON BUDGET TRANSFER	5,266,254.66	19,104.46	9,087.50	82,477.50	5,211,969.12	0.00	5,211,969.12
DEPT OF CORRECTIONS REIMBURSEM	23,730,258.99	12,873,347.10	79,738,526.59	80,425,639.73	35,916,492.95	-10,021.75	35,906,471.20
HEALTH FACILITY PLAN REVIEW	1,016,530.09	1,151,753.98	-91,224.10	1,653,955.77	423,104.20	0.00	423,104.20
SEX OFFENDER MANAGEMENT BOARD	115,207.07	38,596.48	99,970.00	9,549.69	244,223.86	0.00	244,223.86
DOMESTIC VIOLENCE ABUSER SERVI	158,431.21	29,645.63	0.00	0.00	188,076.84	0.00	188,076.84
IL STATE BOARD OF INVESTMENTS	1,009,101.53	4,908,892.78	-525,300.00	4,633,418.08	759,276.23	-3,587.74	755,688.49
ENERGY EFFICIENCY PORTFOLIO STANDARDS	0.00	0.00	0.00	0.00	0.00	0.00	0.00
IL DEPT OF CORRECTIONS PAROLE DIVISION OFFENDER SUPERVISION	25,892.95	3,469.75	0.00	0.00	29,362.70	0.00	29,362.70

FINANCIALS

Fund	Prev Year Cash Bal	FY21 Receipts	FY21 Transfers	FY21 Disbursements	Ending Cash Balance	Warrants Outstanding	Available Balance
ATTORNEY GENERAL TOBACCO	532,634.99	3,506,884.31	0.00	2,977,017.54	1,062,501.76	-430.12	1,062,071.64
IL WORKERS' COMP COMM OPERATNS	7,796,371.54	30,142,506.72	2,001,392.49	27,696,298.70	12,243,972.05	-4,765.36	12,239,206.69
Offender Registration Fund	354,165.73	149,389.34	0.00	252,032.57	251,522.50	0.00	251,522.50
LEADS MAINTENANCE	505,325.37	550,063.52	-607.00	883,938.00	170,843.89	0.00	170,843.89
STATE OFFENDER DNA IDENTIFICAT	735,775.37	1,498,185.35	-1,075.00	1,511,175.58	721,710.14	0.00	721,710.14
IL HISTORIC SITES	1,740,530.95	1,023,345.74	38,204.58	2,287,805.82	514,275.45	-13,812.55	500,462.90
DEATH PENALTY ABOLITION	2,908,595.44	48.46	4,500,000.00	1,061,040.21	6,347,603.69	0.00	6,347,603.69
ELECTRONIC BENEFITS TRANSFERS	12,000,000.00	181,060,437.00	0.00	193,060,437.00	0.00	0.00	0.00
AG COURT ORDER & VOL COMPLY	30,567,120.43	21,624,120.50	-17,446.00	15,795,797.28	36,377,997.65	-39,777.15	36,338,220.50
COMPTROLLER'S ADMINISTRATIVE	2,043,015.02	525,340.25	0.00	447,055.52	2,121,299.75	-2,614.16	2,118,685.59
DOIT Special Projects	0.00	0.00	0.00	0.00	0.00	0.00	0.00
PUBLIC PENSION REGULATION	4,097,152.66	3,252,821.60	-9,134.00	1,297,670.64	6,043,169.62	0.00	6,043,169.62
CONSERVATION POLICE OPERATIONS ASSISTANCE	1,090,568.13	884,415.71	0.00	297,267.86	1,677,715.98	0.00	1,677,715.98
DRYCLEANER ENVIRON RESPONSE TR	1,538,903.26	1,306,904.57	0.00	1,516,647.58	1,329,160.25	-133,358.75	1,195,801.50
IL CHARITY BUREAU	53,664.81	1,502,360.51	-2,108.00	1,478,988.29	74,929.03	0.00	74,929.03
SUPPLEMENTAL LOW INCOME ENERGY	65,212,953.65	99,293,405.05	17,107.33	110,087,661.02	54,435,805.01	0.00	54,435,805.01
ANTI-POLLUTION	2,164,278.64	74,880,661.76	0.00	46,000,000.00	31,044,940.40	0.00	31,044,940.40
WORKFORCE, TECHNOLOGY, AND ECO	194,259.46	65,000.00	0.00	16,182.05	243,077.41	-96.05	242,981.36
TRANSPORTATION BOND, SERIES A FUND	389,788,517.02	555,396,740.28	0.00	812,246,210.21	132,939,047.09	-9,316,658.27	123,622,388.82
TRANSPORTATION BOND, SERIES B FUND	146,116,078.01	99,364,969.43	0.00	54,047,203.85	191,433,843.59	0.00	191,433,843.59
GOOD SAMARITAN ENERGY TRUST	14,472.78	73.94	0.00	0.00	14,546.72	0.00	14,546.72
IL PREPAID TUITION TRUST	4,559,210.51	136,237,662.32	-163,573.00	138,194,506.02	2,438,793.81	-1,724,740.12	714,053.69
FLOOD PREVENTION OCCUPATION TAX	2,521,621.74	13,800,271.26	0.00	12,899,772.75	3,422,120.25	0.00	3,422,120.25
DOWNSTATE TRANSIT IMPROVEMENT	20,003,336.42	0.00	-1,807.00	3,007,525.57	16,994,003.85	0.00	16,994,003.85
SBE FEDERAL AGENCY SERVICES	414,255.40	11,313,851.08	-2,279,798.47	9,387,634.75	60,673.26	-30,777.24	29,896.02
SBE FEDERAL DEPT OF EDUCATION	1,265,063.94	2,262,996,225.66	-13,139,518.81	2,249,642,872.64	1,478,898.15	-756,847.37	722,050.78
PAWNBROKER REGULATION	203,080.99	215,484.78	-1,072.00	173,120.72	244,373.05	0.00	244,373.05
RENEWABLE ENERGY RESOURCES TR	4,749,725.79	5,279,152.73	38.00	6,000,000.00	4,028,916.52	0.00	4,028,916.52
DCFS FEDERAL PROJECTS	801,631.78	2,971,875.84	0.00	3,207,494.95	566,012.67	-51,741.00	514,271.67
CHARTER SCHOOLS REVOLVING LOAN	26,832.78	0.00	0.00	0.00	26,832.78	0.00	26,832.78
SCHOOL INFRASTRUCTURE	12,462,815.27	39,214,573.96	34,935,432.03	20,700,038.87	65,912,782.39	0.00	65,912,782.39
SCHOOL TECHNOLOGY REVOLV LN	2,518,622.05	797,637.94	0.00	0.00	3,316,259.99	0.00	3,316,259.99
IL & MICHIGAN CANAL	863.72	6,200.00	0.00	1,949.00	5,114.72	0.00	5,114.72
ENERGY EFFICIENCY TRUST	4,374,909.20	2,785,367.00	0.00	1,589.00	7,158,687.20	-156.00	7,158,531.20
FIRE TRUCK REVOLVING LOAN	132,167.23	2,467,375.45	0.00	2,538,167.52	61,375.16	0.00	61,375.16
OFF HIGHWAY VEHICLE TRAILS	1,387,356.67	500,849.09	85.00	782,495.33	1,105,795.43	0.00	1,105,795.43
JUVENILE REHAB SERV MEDICAID	3.45	2,586.00	0.00	1,940.62	648.83	-645.68	3.15
PESTICIDE CONTROL	1,995,377.17	6,355,890.15	280,919.85	6,319,654.31	2,312,532.86	-1,387.40	2,311,145.46
COMMUNITY COLLEGE HEALTH INSUR	732,836.83	28,584,704.44	-4,160.00	28,266,658.73	1,046,722.54	0.00	1,046,722.54
MPEA Reserve Fund	0.00	0.00	42,000,895.89	42,000,000.00	895.89	0.00	895.89
Savings Bank Regulatory Fund	1,222,033.62	602,546.74	-207,687.83	79,110.52	1,537,782.01	0.00	1,537,782.01
FIRE PREVENTION DIVISION	63,248.35	836,174.00	0.00	431,827.56	467,594.79	0.00	467,594.79
DCFS SPECIAL PURPOSE TRUST	158,239.65	2,410,363.01	0.00	662,738.68	1,905,863.98	0.00	1,905,863.98
TAX SUSPENSE TRUST	8,818.18	258,332.72	0.00	54,612.37	212,538.53	-113,288.53	99,250.00
IL PAN HELLENIC TRUST	175,353.22	73,325.00	75.00	81,839.99	166,913.23	0.00	166,913.23
PARK DISTRICT YOUTH PROGRAM	8,325.00	28,025.00	0.00	28,000.00	8,350.00	-6,500.00	1,850.00
HOSPICE FUND	3,286.00	2,841.00	0.00	3,000.00	3,127.00	0.00	3,127.00
Professional Sports Teams Education	593,475.00	1,945,700.00	-1,713,975.00	0.00	825,200.00	0.00	825,200.00
SEPTEMBER 11TH	592,385.99	122,625.00	25.00	554,343.93	160,692.06	0.00	160,692.06
TRANS SAFETY HIGHWAY HIRE-BACK	282,870.95	266,514.65	0.00	200,000.00	349,385.60	0.00	349,385.60
DHS FEDERAL PROJECTS	3,281,724.80	34,022,874.08	1,997.98	29,455,578.50	7,851,018.36	-404,336.84	7,446,681.52
Income Tax Bond Fund	0.00	0.00	0.00	0.00	0.00	0.00	0.00
IL ROUTE 66 HERITAGE PROJECT	53,950.00	218,925.00	25.00	205,000.00	67,900.00	-45,000.00	22,900.00

FINANCIALS

Fund	Prev Year Cash Bal	FY21 Receipts	FY21 Transfers	FY21 Disbursements	Ending Cash Balance	Warrants Outstanding	Available Balance
ILLIANA EXPRESSWAY PROCEEDS	0.00	0.00	0.00	0.00	0.00	0.00	0.00
FOREIGN LANGUAGE INTERPRETER	501,976.29	17,468.75	17,997.00	34,282.95	503,159.09	-640.00	502,519.09
POLICE MEMORIAL COMMITTEE	445,152.86	540,967.34	53.00	742,000.00	244,173.20	-150,000.00	94,173.20
MAMMOGRAM	44,721.00	113,944.00	0.00	134,721.00	23,944.00	0.00	23,944.00
ATTORNEY GENERAL WHISTLEBLOWER	14,906,442.81	1,913,190.47	-8,681.70	10,167,741.70	6,643,209.88	-21,813.19	6,621,396.69
Prostate Cancer Awareness Fund	0.00	0.00	0.00	0.00	0.00	0.00	0.00
STATE COOPERATIVE EXTEN SERV	2,446,248.00	14,292,262.00	-46,989.00	10,160,480.00	6,531,041.00	0.00	6,531,041.00
PORT DEVELOPMENT REVOLVING LOAN	0.96	0.00	0.00	0.00	0.96	0.00	0.96
TEMPORARY RELOCATION EXPENSES	481,214.77	12,826.29	0.00	0.00	494,041.06	0.00	494,041.06
HEALTH INFORMATION EXCHANGE	315,838.91	1,155.67	0.00	0.00	316,994.58	0.00	316,994.58
SPECIAL PROJECTS DIVISION	2,319,709.64	2,316,556.23	0.00	3,593,798.90	1,042,466.97	-2,988.21	1,039,478.76
PARTNERS FOR CONSERVATION	450,091.05	174,957.80	13,317,726.38	13,757,026.82	185,748.41	-181,347.94	4,400.47
PARTNERS FOR CONSERVATION PROJECTS	1,424,426.88	0.00	0.00	0.00	1,424,426.88	0.00	1,424,426.88
PEDIATRIC CANCER AWARENESS FUND	80.00	10.00	70.00	0.00	160.00	0.00	160.00
FUND FOR ILLINOIS' FUTURE	6,446.93	20,729.57	0.00	0.00	27,176.50	0.00	27,176.50
Statewide 9-1-1 Fund	55,708,748.08	219,202,961.66	543,835.71	205,240,239.57	70,215,305.88	-6,022,452.23	64,192,853.65
WIRELESS CARRIER REIMBURSEMENT	775,218.99	1,098,239.74	-543,835.71	1,133,232.17	196,390.85	-17,910.49	178,480.36
DEBT SETTLEMENT CONSUMER PROTECTION	373,024.34	1,361.99	0.00	5,803.92	368,582.41	0.00	368,582.41
CDB CONTRIBUTORY TRUST	7,635,870.33	57,253,922.04	0.00	10,218,775.61	54,671,016.76	-9,188.84	54,661,827.92
SERVICES FOR OLDER AMERICANS	3,700,010.94	91,133,788.91	0.00	87,676,526.78	7,157,273.07	-5,100,920.14	2,056,352.93
QUINCY VETERAN HOME	18,406,639.42	19,972,653.07	1,788,678.90	29,431,591.64	10,736,379.75	-15,437.38	10,720,942.37
Horsemen's Council of Illinois Fund	0.00	0.00	0.00	0.00	0.00	0.00	0.00
INTERNATIONAL TOURISM	5,600,733.17	149,655.12	1,326,779.20	3,291,773.00	3,785,394.49	0.00	3,785,394.49
MOTOR VEHICLE LICENSE PLATE	17,609,207.26	14,053,312.89	24,083.00	14,585,740.97	17,100,862.18	-18,438.13	17,082,424.05
SPECIAL OLYMPICS ILLINOIS	7,250.00	16,335.00	0.00	18,200.00	5,385.00	-5,385.00	0.00
CHICAGO TRAVEL INDUSTRY PROMOTION	185,403.32	265,721.99	0.00	450,642.03	483.28	0.00	483.28
MATURED BOND & COUPON	0.00	0.00	0.00	0.00	0.00	0.00	0.00
PROSTATE CANCER RESEARCH	25,566.05	0.00	0.00	0.00	25,566.05	0.00	25,566.05
PUBLIC TRANSPORTATION	1,051,381.48	214,852,008.51	407,328,999.23	560,440,336.60	62,792,052.62	-9,756.35	62,782,296.27
Essential Government Services Support	0.00	0.00	0.00	0.00	0.00	0.00	0.00
REAL ESTATE RECOVERY	1,079,427.87	389,206.72	0.00	0.00	1,468,634.59	0.00	1,468,634.59
ILLINOIS RACING QUARTER HORSE BREEDERS	96,101.34	12,859.43	0.00	0.00	108,960.77	0.00	108,960.77
HORSE RACING	7,602,841.87	8,022,967.17	-194,637.00	4,043,962.33	11,387,209.71	-100,795.00	11,286,414.71
State Treasurer's Capital	0.00	0.00	0.00	0.00	0.00	0.00	0.00
DEATH CERTIFICATE SURCHARGE	245,623.49	2,095,094.36	202,450.85	1,768,112.38	775,056.32	-85,505.00	689,551.32
COMMERCE & COMM AFFAIRS ASST	1,540,381.40	7,472,366.16	-556,357.05	6,372,472.14	2,083,918.37	-67,742.19	2,016,176.18
STATE POLICE WIRELESS SERVICE	250,662.69	165,886.06	0.00	79,571.98	336,976.77	0.00	336,976.77
IL ADOPT REGISTRY & MED INFO	64,569.02	13,830.00	0.00	0.00	78,399.02	0.00	78,399.02
CHICAGO POLICE MEMORIAL FOUNDATION	436,331.85	393,959.33	43.00	600,000.00	230,334.18	-100,000.00	130,334.18
FUND FOR THE ADVANCEMENT OF EDUCATION	49,029,733.14	808,697,704.24	-44,461.33	593,997,081.00	263,685,895.05	-23,619.00	263,662,276.05
DHS STATE PROJECTS	1,365,176.04	60,119,979.79	20,060,494.16	78,357,164.69	3,188,485.30	-337,500.00	2,850,985.30
COMMITMENT TO HUMAN SERVICES	87,702,599.36	809,257,278.86	-102,711.33	647,938,369.51	248,918,797.38	-534,551.24	248,384,246.14
ALCOHOLISM & SUBSTANCE ABUSE	1,011,838.05	38,493,962.97	0.00	39,220,264.86	285,536.16	-245,499.00	40,037.16
DOWNSTATE PUBL TRANSPORTATION	32,310,457.00	215,647,368.51	-42,630.00	194,992,001.56	52,923,193.95	-139,007.12	52,784,186.83
MOTOR CARRIER SAFETY INSPECTIO	389,625.52	2,505,620.00	-15,343.65	1,997,682.32	882,219.55	0.00	882,219.55
WATERSHED PARK	4,353.74	0.00	0.00	0.00	4,353.74	0.00	4,353.74
OVER DIMENSIONAL LOAD POLICE ESCORT	177,019.99	455,260.00	0.00	391,183.72	241,096.27	0.00	241,096.27
COAL DEVELOPMENT	0.00	0.00	0.00	0.00	0.00	0.00	0.00
HEALTHY SMILES	100,266.15	307,263.26	68.00	172,039.30	235,558.11	0.00	235,558.11
ILLINOIS POLICE ASSOCIATION	56,427.00	118,271.00	-23.00	110,000.00	64,675.00	-10,000.00	54,675.00
Horse Racing Purse Equity	0.00	0.00	0.00	0.00	0.00	0.00	0.00
IL ARTS COUNCIL FEDERAL GRANT	620,816.53	925,743.04	0.00	1,444,066.93	102,492.64	-60,290.00	42,202.64
STATE OFF-SET CLAIMS	9,939,300.74	94,181,365.50	15.00	77,072,147.27	27,048,533.97	-10,063,834.12	16,984,699.85

FINANCIALS

Fund	Prev Year Cash Bal	FY21 Receipts	FY21 Transfers	FY21 Disbursements	Ending Cash Balance	Warrants Outstanding	Available Balance
HISTORIC PROPERTY ADMINISTRATIVE FUND	662,056.33	617,971.49	0.00	145,708.97	1,134,318.85	0.00	1,134,318.85
ACADEMIC QUALITY ASSURANCE FUND-BD OF HIGHER EDUCATION	952,463.91	138,650.00	0.00	192,700.54	898,413.37	0.00	898,413.37
PRIVATE COLLEGE ACADEMIC QUALITY ASSURANCE	266,928.79	98,041.67	0.00	44,865.96	320,104.50	0.00	320,104.50
OCTAVE CHANUTE AEROSPACE HERITAGE	27,734.00	34,025.00	20.00	30,000.00	31,779.00	0.00	31,779.00
FEDERAL STUDENT LOAN	47,578,497.80	56,923,443.66	0.00	57,634,558.31	46,867,383.15	-73,530.73	46,793,852.42
STUDENT LOAN OPERATION	61,471,447.06	12,492,148.38	0.00	13,777,268.47	60,186,326.97	-59,252.04	60,127,074.93
PRESCRIPTION PILL AND DRUG DISPOSAL	442,390.22	87,447.82	0.00	119,082.17	410,755.87	0.00	410,755.87
DISASTER RESPONSE AND RECOVERY	507,265,700.89	290,439,661.39	-495,000,000.00	252,732,379.97	49,972,982.31	-54,349.69	49,918,632.62
COLLEGE SAVINGS POOL ADMINISTR	2,071,456.01	2,774,733.04	-75,480.00	2,268,118.21	2,502,590.84	-34.67	2,502,556.17
AIRPORT LAND LOAN REVOLVING	99,351.76	361.68	0.00	0.00	99,713.44	0.00	99,713.44
FEDERAL TITLE IV FIRE PROT	237,285.63	894,204.70	0.00	664,143.02	467,347.31	-4,044.94	463,302.37
Rental Purchase Agreement Tax Refund Fund	1,000.00	0.00	0.00	0.00	1,000.00	0.00	1,000.00
DEPT OF INSURANCE FED TRUST	339.75	406.10	0.00	0.00	745.85	0.00	745.85
STATE CHARTER SCHOOL COMMISSION	390,676.71	0.00	-259,678.51	124,448.20	6,550.00	-6,550.00	0.00
IL STDNT ASST COMM CONTR & GRT	2,855.62	0.00	0.00	2,855.62	0.00	0.00	0.00
RATE ADJUSTMENT	9,244,339.52	12,085,315.33	-18,385.63	12,264,299.99	9,046,969.23	-179,997.86	8,866,971.37
BUDGET STABILIZATION	4,149,003.92	8,459.94	1,552,522.35	0.00	5,709,986.21	0.00	5,709,986.21
COURT OF CLAIMS FEDERAL GRANT	17,748.16	214,017.32	0.00	225,159.42	6,606.06	-161.29	6,444.77
AGRICULTURE PESTICIDE CONTROL	561,354.55	584,083.76	0.00	458,646.28	686,792.03	0.00	686,792.03
DHS PRIVATE RESOURCE	1,369,987.82	166,694.17	0.00	26,667.70	1,510,014.29	0.00	1,510,014.29
LEUKEMIA TREATMENT & EDUCATION	0.00	0.00	0.00	0.00	0.00	0.00	0.00
ICCB ADULT EDUCATION	115,995.14	22,045,260.84	7,836.61	21,749,433.42	419,659.17	-18,128.00	401,531.17
CAPITAL PROJECTS	165,842,798.92	1,319,639,102.51	-888,131,089.72	0.00	597,350,811.71	0.00	597,350,811.71
TRANSPORTATION BOND SERIES d	259,118,146.54	61,192,589.31	0.00	140,241,548.94	180,069,186.91	-315.00	180,068,871.91
ROADSIDE MEMORIAL	169,742.63	273,878.57	-582.00	200.00	442,839.20	0.00	442,839.20
LONG TERM CARE OMBUDSMAN	2,876,634.65	12,064.59	1,250,000.00	744,813.68	3,393,885.56	-400.00	3,393,485.56
USDA WOMEN, INFANTS & CHILDREN	6,036,094.14	200,571,613.87	0.00	196,468,081.80	10,139,626.21	-932,299.62	9,207,326.59
FEDERAL STUDENT INCENTIVE TR	79,166.87	2,306,149.91	0.00	2,383,280.57	2,036.21	-425.00	1,611.21
ASSISTED LIVING & SHARED HOUSING REGULATORY	1,513,975.49	1,434,894.43	157,456.46	2,312,041.60	794,284.78	-5,502.61	788,782.17
STATE WHISTLEBLOWER REWARD	166,523.36	14,857,640.20	-6,366,820.99	5,408,396.11	3,248,946.46	0.00	3,248,946.46
STATE POLICE WHISTLEBLOWER REW	12,273,128.33	1,919,639.78	3,472,751.42	4,367,270.79	13,298,248.74	-2,906.72	13,295,342.02
HUNGER RELIEF	223,959.65	806.68	388,410.59	0.00	613,176.92	0.00	613,176.92
IL STANDARDBRED BREEDERS	155,326.65	6,542.05	1,672,102.10	1,518,324.88	315,645.92	-1,000.00	314,645.92
IL THOROUGHBRED BREEDERS	281,900.56	5,025.58	1,387,917.69	1,302,690.51	372,153.32	0.00	372,153.32
HOMELAND SECURITY EMERGENCY PREPAREDNESS TRUST	1,438,261.52	95,859,550.75	0.00	89,132,052.53	8,165,759.74	-3,839,982.14	4,325,777.60
STATE LOTTERY	45,464,914.26	1,518,235,073.77	-776,384,214.42	692,047,575.81	95,268,197.80	-2,447,477.74	92,820,720.06
SPINAL CORD INJURY PARALYSIS CURE RESEARCH TRUST	21,911.34	78,602.23	339,200.00	0.00	439,713.57	0.00	439,713.57
ORGAN DONOR AWARENESS	67,397.00	133,316.00	23.00	25,000.00	175,736.00	0.00	175,736.00
STATE METRO-EAST PARK AND RECREATION DISTRICT FUND	1,064,674.11	5,284,010.08	0.00	4,942,074.05	1,406,610.14	0.00	1,406,610.14
COMMUNITY MENTAL HEALTH MEDICA	32,463,849.51	35,849,621.64	4,991,597.00	62,100,738.72	11,204,329.43	-167,557.19	11,036,772.24
MUNICIPAL TELECOMMUNICATIONS	35,707,785.08	138,664,338.67	167,877.18	141,103,965.57	33,436,035.36	-23,031.35	33,413,004.01
MEDICAL INTERAGENCY PROGRAM	643,714.95	17,731,808.78	-601.00	18,210,787.03	164,135.70	-114,567.62	49,568.08
NATIONAL GUARD AND NAVAL MILITIA GRANT	0.00	0.00	0.00	0.00	0.00	0.00	0.00
COMPTROLLER DEBT RECOVERY TRUST	27,898,689.11	43,225,436.29	2,874,545.89	39,409,495.59	34,589,175.70	-1,331,875.79	33,257,299.91
DEPT OF LABOR FEDERAL PROJECTS	8,952.98	1,304,793.15	0.00	1,298,681.78	15,064.35	-1,112.76	13,951.59
IL MILITARY FAMILY RELIEF	2,221,853.56	6,925.00	0.00	788,500.00	1,440,278.56	-39,500.00	1,400,778.56
FEDERAL INDUSTRIAL SERVICES	13,967.43	2,071,462.44	0.00	2,076,314.14	9,115.73	0.00	9,115.73
DRUG REBATE FUND	843,830.18	914,307,918.16	500,105,880.62	1,254,789,610.42	160,468,018.54	-178,774.85	160,289,243.69
ILLINOIS NATIONAL GUARD STATE ACTIVE DUTY	6,147,534.77	1,977,732.42	0.00	4,525,561.46	3,599,705.73	-106,310.42	3,493,395.31
IL CLEAN WATER FUND	7,691,032.28	16,312,203.61	-59,379.00	14,909,696.14	9,034,160.75	-4,541.86	9,029,618.89
SECRETARY OF STATE DUI ADMINIS	5,025,548.51	3,046,360.00	-7,468.00	2,614,314.50	5,450,126.01	-11,309.76	5,438,816.25
TOBACCO SETTLEMENT RECOVERY	85,139,161.87	285,893,278.59	-2,570.00	293,811,214.90	77,218,655.56	-137,799.79	77,080,855.77
BHE STATE PROJECTS	386,170.65	50,000.00	0.00	68,675.00	367,495.65	0.00	367,495.65

FINANCIALS

Fund	Prev Year Cash Bal	FY21 Receipts	FY21 Transfers	FY21 Disbursements	Ending Cash Balance	Warrants Outstanding	Available Balance
ENERGY ADMINISTRATION	12,446.66	11,877,077.17	0.00	11,884,523.83	5,000.00	0.00	5,000.00
ALTERNATIVE COMPLIANCE MARKET	99,846.43	364.16	0.00	0.00	100,210.59	0.00	100,210.59
GROUP WORKERS' COMP POOL INSOL	2,212,137.64	114,062.55	0.00	0.00	2,326,200.19	0.00	2,326,200.19
MEDICAID BUY IN PROGRAM REVOLV	793,958.68	11,795.15	-20.00	296,396.17	509,337.66	0.00	509,337.66
State Police Training and Academy	0.00	0.00	0.00	0.00	0.00	0.00	0.00
Law Enforcement Training	0.00	0.00	0.00	0.00	0.00	0.00	0.00
IL ANIMAL ABUSE	7,603.31	0.00	0.00	0.00	7,603.31	0.00	7,603.31
STATE'S ATTY APPEL PROSEC CO	3,213,505.43	1,789,420.00	0.00	2,467,732.44	2,535,192.99	-28,466.03	2,506,726.96
HOME INSPECTOR ADMINISTRATION	677,136.65	790,024.71	-93,624.73	81,307.37	1,292,229.26	0.00	1,292,229.26
Police Training Academy Job Training and Scholarship Fund	0.00	0.00	0.00	0.00	0.00	0.00	0.00
REAL ESTATE AUDIT	213,459.84	780.09	0.00	0.00	214,239.93	0.00	214,239.93
PRIVATE BUSINESS & VOCATIONAL SCHOOLS QUALITY ASSURANCE	296,166.87	531,848.18	0.00	287,770.68	540,244.37	-650.00	539,594.37
Thriving Youth Income Tax Checkoff Fund	65,211.72	0.00	0.00	0.00	65,211.72	0.00	65,211.72
GOLDEN APPLE SCHOLARS OF ILLINOIS	9,709.42	49,783.00	25.00	8,728.00	50,789.42	0.00	50,789.42
STATE EMPLOYEES DEF COMP PLAN	3,219,854.59	228,299,100.16	-45,002.00	228,222,039.05	3,251,913.70	-37,711.73	3,214,201.97
CHILD SUPPORT ADMINISTRATIVE	2,671,088.20	101,654,751.07	46,326,817.00	147,278,670.85	3,373,985.42	-182,727.16	3,191,258.26
SECRETARY OF STATE POLICE DUI	11,585.76	1,668.11	0.00	0.00	13,253.87	0.00	13,253.87
SECRETARY OF STATE POLICE SERV	394,485.72	576,224.12	4,058.00	659,683.83	315,084.01	0.00	315,084.01
MARINE CORPS SCHOLARSHIP	79,480.50	156,833.00	0.00	180,000.00	56,313.50	0.00	56,313.50
LOCAL INITIATIVE	7,011,475.08	30,267.67	14,555,000.00	13,584,011.80	8,012,730.95	-289,566.36	7,723,164.59
TOURISM PROMOTION	13,731,896.58	251,342.63	28,698,874.60	40,180,859.36	2,501,254.45	-247,931.50	2,253,322.95
PET POPULATION CONTROL	384,626.91	168,225.00	100.00	197,181.27	355,770.64	0.00	355,770.64
FEDERAL SURFACE MINING CONTROL	696,593.10	3,620,681.77	72,445.93	3,310,558.95	1,079,161.85	-2,005.00	1,077,156.85
BHE Data and Research Cost Recovery Fund	0.00	0.00	0.00	0.00	0.00	0.00	0.00
COMMEMORATIVE MEDALLIONS FUND	12,832.50	18,915.00	0.00	23,000.00	8,747.50	0.00	8,747.50
IL MATH & SCIENCE ACAD INCOME	2,720,686.67	1,167,118.88	-13,212.00	410,882.73	3,463,710.82	-11,304.38	3,452,406.44
LAWYERS' ASSISTANCE PROGRAM	748,143.00	750,588.00	0.00	746,350.00	752,381.00	0.00	752,381.00
DIGITAL DIVIDE ELIMINATION	490,700.81	2,676.35	0.00	0.00	493,377.16	0.00	493,377.16
DIGITAL DIVIDE ELIMINATION INF	0.00	0.00	0.00	0.00	0.00	0.00	0.00
CAREER AND TECHNICAL EDUCATION	43,125.51	65,165.38	17,643,087.33	17,732,354.54	19,023.68	0.00	19,023.68
ISAC LOAN PURCH PROG PAYROLL	535.84	563,619.25	0.00	563,021.27	1,133.82	0.00	1,133.82
OIL SPILL RESPONSE	118,133.97	26,559.20	0.00	0.00	144,693.17	0.00	144,693.17
VETERANS AFFAIRS LIBRARY GRANT	39,616.13	50,000.00	0.00	59,723.02	29,893.11	-1,430.00	28,463.11
PRES LIBR & MUSEUM OPERATING	2,220,417.25	613,668.52	-3,600.00	899,450.58	1,931,035.19	-1,000.00	1,930,035.19
DEPARTMENT OF HUMAN RIGHTS TRAINING & DEVELOPMENT	91,373.01	595.89	0.00	1,050.00	90,918.90	0.00	90,918.90
INTERMODAL FACILITIES PROMOTION	0.00	0.00	0.00	0.00	0.00	0.00	0.00
STATE PARKING FACILITY MAINT	538,885.30	183,392.00	0.00	70,187.63	652,089.67	-1,071.30	651,018.37
QUARTER HORSE PURSE	40,500.00	100,000.00	0.00	100,000.00	40,500.00	0.00	40,500.00
GENERAL ASSEMBLY RETIRE EXCESS	62,752.72	40,243.85	0.00	64,848.16	38,148.41	-6,723.74	31,424.67
JUDGES RETIRE EXCESS BENEFIT	1,167,128.57	2,203,792.24	0.00	2,349,321.96	1,021,598.85	0.00	1,021,598.85
STATE EMPLOYEE EXCESS BENEFIT	557,517.21	340,473.65	0.00	578,258.31	319,732.55	-3,482.73	316,249.82
TEACHER RETIRE SYS EX BENEFIT	28,601,878.81	50,076,723.96	-4,494.00	57,636,309.99	21,037,798.78	-4,909,305.01	16,128,493.77
PRIVATE SEWAGE DISPOSAL PROGRAM	268,923.04	195,965.33	0.00	199,707.53	265,180.84	0.00	265,180.84
CEMETERY OVERSIGHT LICENSING & DISCIPLINARY	2,501,609.94	2,268,981.48	-4,432.00	812,768.73	3,953,390.69	-40.00	3,953,350.69
HEALTHCARE PROVIDER RELIEF	7,641,051.00	10,669,053,887.50	432,984,170.74	10,963,087,335.16	146,591,774.08	-6,279,109.45	140,312,664.63
METRO-EAST PUB TRANSPORTATION	0.00	0.00	0.00	0.00	0.00	0.00	0.00
BANK & TRUST COMPANY	11,844,405.25	19,784,748.13	-3,995,273.22	13,111,713.77	14,522,166.39	-1,805.00	14,520,361.39
NUC SAFETY EMERG PREPAREDNESS	6,472,194.11	21,140,785.32	2,713,526.92	19,734,517.57	10,591,988.78	-1,995.00	10,589,993.78
DEPARTMENT OF HUMAN RIGHTS SPECIAL FUND	196,939.46	111,903.00	0.00	110,862.72	197,979.74	-300.00	197,679.74
REHAB SERVS EL & SECOND ED ACT	789,906.05	357,780.84	87.47	429,989.85	717,784.51	-7,119.47	710,665.04
ILLINOIS EMS MEMORIAL SCHOLARSHIP & TRAINING	12,504.00	36.00	-24.00	0.00	12,516.00	0.00	12,516.00
Attorney General's State Projects and Court Ordered Distribution Fund	42,005,246.72	9,328,425.09	-20,291.00	19,740,063.91	31,573,316.90	-128,524.49	31,444,792.41
PERSONAL PROPERTY TAX REPLACE	255,443,395.26	2,406,500,825.72	-87,330,467.90	2,146,910,086.39	427,703,666.69	-3,110,770.90	424,592,895.79

FINANCIALS

Fund	Prev Year Cash Bal	FY21 Receipts	FY21 Transfers	FY21 Disbursements	Ending Cash Balance	Warrants Outstanding	Available Balance
INTERNATIONAL BROTHERHOOD OF TEAMSTERS	10,825.00	9,200.00	25.00	12,500.00	7,550.00	0.00	7,550.00
PRE-NEED FUNERAL CONSUMER PROTECTION	29,563.39	77,365.00	0.00	58,878.66	48,049.73	-13,098.35	34,951.38
MEDICAL SPECIAL PURPOSE TRUST	2,317,963.79	10,048,507.00	73.00	12,152,701.76	213,842.03	0.00	213,842.03
RTA SALES TAX	159,662,181.25	1,221,084,369.61	127,797,614.61	1,290,882,317.86	217,661,847.61	-908,996.33	216,752,851.28
METROPOLITAN PIER & EXPOSITION AUTHORITY INCENTIVE	535,250.02	0.00	14,464,696.00	14,464,696.00	535,250.02	0.00	535,250.02
MONEY LAUNDERING ASSET RECOVERY	1,501,245.70	1,195,543.48	0.00	252,126.85	2,444,662.33	0.00	2,444,662.33
STATE POLICE OPERATIONS ASSISTANCE	9,484,422.44	9,954,353.58	-1,053,633.49	11,970,510.29	6,414,632.24	-88,780.30	6,325,851.94
GRANT V DIMAS ESCROW FUND	178,102.91	106.16	0.00	173,488.07	4,721.00	0.00	4,721.00
VW Settlement Environmental Mitigation Fund	0.00	0.00	0.00	0.00	0.00	0.00	0.00
DCEO ENERGY PROJECTS	40,326.09	0.00	0.00	0.00	40,326.09	0.00	40,326.09
DRAM SHOP	10,673,927.46	9,616,338.60	-35,400.00	7,789,961.51	12,464,904.55	-570.00	12,464,334.55
IL STATE DENTAL DISCIPLINARY	3,525,622.86	420,919.10	-456,622.47	1,002,240.85	2,487,678.64	-1,587.15	2,486,091.49
STATE PENSION OBLIGATION ACCELERATION BOND FUND	140,470,688.10	228,296,775.34	0.00	252,319,590.53	116,447,872.91	0.00	116,447,872.91
AGRICULTURE FEDERAL PROJECTS	2,908,903.94	4,115,322.71	0.00	5,274,875.42	1,749,351.23	-19,631.15	1,729,720.08
HAZARDOUS WASTE	11,887,577.14	8,061,644.00	1,996,274.07	10,762,492.93	11,183,002.28	-4,438.54	11,178,563.74
COMMUNITY ASSOCIATION MANAGER LICENSING & DISCIPLINARY	782,439.63	58,710.40	0.00	0.00	841,150.03	0.00	841,150.03
DEPT ON AGING STATE PROJECTS	355,382.95	118,567.00	0.00	261,187.63	212,762.32	0.00	212,762.32
NATURAL RESOURCES RESTORATION	2,259,149.59	217,565.19	0.00	283,805.89	2,192,908.89	0.00	2,192,908.89
CEMETERY RELIEF	398,066.53	1,452.82	0.00	0.00	399,519.35	0.00	399,519.35
STATE FAIR PROMO ACTIVITIES	341.05	0.00	0.00	0.00	341.05	0.00	341.05
IL POWER AGENCY RENEWABLE ENERGY RESOURCES	25,697,439.12	458,322.65	0.00	16,395,979.54	9,759,782.23	-14,419.65	9,745,362.58
PUBLIC HEALTH FEDERAL PROJECTS	932,516.54	881,741.30	0.00	614,534.34	1,199,723.50	0.00	1,199,723.50
High-Speed Rail Rolling Stock Fund	0.00	0.00	0.00	0.00	0.00	0.00	0.00
HAZARDOUS WASTE RESEARCH	500,589.42	209,437.03	298,597.50	457,440.03	551,183.92	0.00	551,183.92
METRO EAST MASS TRANS DIST TAX	6,629,290.80	35,928,309.01	0.00	33,531,438.82	9,026,160.99	0.00	9,026,160.99
LOCAL GOVERNMENT VIDEO GAMING DISTRIBUTIVE	102,537.53	86,044,451.18	0.00	74,228,829.68	11,918,159.03	-477,250.69	11,440,908.34
COURT OF CLAIMS FEDERAL RECOVERY VICTIM COMPENSATION GRANT	3,318.60	0.00	0.00	3,000.00	318.60	0.00	318.60
CONTINUING LEGAL EDUC TRUST	55,324.58	10,633.33	0.00	42,924.68	23,033.23	0.00	23,033.23
ENVIRONMENTAL PROTECTION TRUST	2,613,710.08	2,007,495.21	-112,667.11	2,000,000.00	2,508,538.18	0.00	2,508,538.18
STATE POLICE STREETGANG-RELATED CRIME	0.00	202.94	0.00	95.00	107.94	0.00	107.94
SETTLEMENT FUND - ILLINOIS CHAMBER OF COMMERCE V. FILAN	14,284,134.78	0.00	0.00	2,857,961.15	11,426,173.63	-455,359.52	10,970,814.11
REAL ESTATE RESEARCH & EDUC	735,303.41	21,887.01	125,000.00	34,000.00	848,190.42	-4,000.00	844,190.42
REAL ESTATE LICENSE ADMIN	2,674,329.42	9,404,940.84	-152,825.58	5,748,769.57	6,177,675.11	-475.00	6,177,200.11
FEDERAL MASS TRANSIT TRUST	22,533.15	57,372,261.00	0.00	56,984,371.17	410,422.98	-410,420.74	2.24
SHARE THE ROAD	18,092.00	39,689.00	20.00	45,000.00	12,801.00	-10,000.00	2,801.00
NATIONAL FLOOD INSURANCE PROG	448,218.65	400,870.29	0.00	422,748.73	426,340.21	-3,659.90	422,680.31
LAND RECLAMATION	2,707,176.09	0.00	0.00	76,433.52	2,630,742.57	0.00	2,630,742.57
FEDERAL ENERGY	406,419.81	2,782,411.74	0.00	3,119,871.13	68,960.42	-58,260.46	10,699.96
Illinois Route 66 Centennial Commission Trust Fund	0.00	0.00	0.00	0.00	0.00	0.00	0.00
TENN VALLEY AUTH LOCAL TRUST	9,627.60	219,610.71	0.00	221,349.68	7,888.63	-7,888.63	0.00
Industrial Hemp Regulatory Fund	1,099,293.00	266,050.00	0.00	0.00	1,365,343.00	0.00	1,365,343.00
CYCLE RIDER SAFETY TRAINING	12,172,211.56	4,203,307.13	-5,705.30	3,455,512.44	12,914,300.95	0.00	12,914,300.95
FARMERS' MARKET TECHNOLOGY IMPROVEMENT	0.00	0.00	0.00	0.00	0.00	0.00	0.00
DOMESTIC VIOLENCE SHELTER&SERV	723,135.43	403,923.03	0.00	535,565.73	591,492.73	-16,987.60	574,505.13
SNOWMOBILE TRAIL ESTABLISHMENT	632,810.55	162,774.00	0.00	156,577.38	639,007.17	0.00	639,007.17
FRATERNAL ORDER OF POLICE	5,674.00	17,135.00	46.00	17,000.00	5,855.00	-3,000.00	2,855.00
MUNICIPAL AUTO RENTING TAX	1,183,890.97	5,122,663.18	0.00	4,618,560.91	1,687,993.24	-21.65	1,687,971.59
COUNTY AUTOMOBILE RENTING TAX	42,499.19	98,201.45	0.00	99,014.76	41,685.88	0.00	41,685.88
LOW INC HOME ENERGY BLOCK GRNT	185,263.03	255,940,750.14	-3,086,925.73	253,022,833.08	16,254.36	-5,689.22	10,565.14
COMMUNITY SERVICES BLOCK GRANT	5,276.32	47,733,952.29	-396,924.07	47,320,343.42	21,961.12	-10,151.44	11,809.68
MATERNAL & CHILD HLTH SERV BLK	3,018,924.54	19,148,459.45	0.00	20,737,405.78	1,429,978.21	-272,160.09	1,157,818.12
PREVENTIVE HEALTH&HLTH SERV BL	1,970,749.00	3,200,749.05	0.00	2,693,736.62	2,477,761.43	0.00	2,477,761.43
COM DEV /SMALL CITY BLK GRANT	30,867,142.77	31,235,806.09	8,885.02	41,167,713.26	20,944,120.62	-609,235.44	20,334,885.18

FINANCIALS							
Fund	Prev Year Cash Bal	FY21 Receipts	FY21 Transfers	FY21 Disbursements	Ending Cash Balance	Warrants Outstanding	Available Balance
COMMUNITY MH SERV BLOCK GRNT	487,649.56	23,994,764.48	0.00	23,976,457.95	505,956.09	-1,982.67	503,973.42
DRUG TRAFFIC PREVENTION	130,751.69	177,235.12	0.00	111,839.68	196,147.13	0.00	196,147.13
TRAFFIC & CRIM CONVICTION SUR	2,743,824.81	14,080,563.26	-212,527.86	14,668,315.85	1,943,544.36	-88,607.38	1,854,936.98
SHEFFIELD 2/1982 AGREED ORDER	2,750,339.07	10,111.20	0.00	24,456.99	2,735,993.28	-2,790.00	2,733,203.28
INTRA-AGENCY SERVICES	1,554,475.58	63,147.14	10,246,434.51	11,396,650.42	467,406.81	-538.73	466,868.08
DNR SPECIAL PROJECTS	2,803,394.08	3,731,457.27	-1,717,975.68	3,185,971.66	1,630,904.01	-28,600.00	1,602,304.01
Wage Theft Enforcement	216,647.23	91,740.82	-7,213.07	0.00	301,174.98	0.00	301,174.98
STATE POLICE LAW ENFORCEMENT ADMINISTRATION FUND	4,889,187.71	7,180,067.55	0.00	6,444,598.09	5,624,657.17	0.00	5,624,657.17
DESIGN PROFESSIONALS ADMINISTRATION & INVESTIGATION	1,718,077.89	1,404,629.43	-1,043,036.69	555,895.49	1,523,775.14	-75.00	1,523,700.14
Homelessness Prevention Revenue Fund	1,182,904.00	1,060,469.00	0.00	353,876.00	1,889,497.00	0.00	1,889,497.00
SECRETARY OF STATE INTERNL RE	654,970.25	147,831,839.98	0.00	116,529,637.98	31,957,172.25	-1,998.63	31,955,173.62
FORECLOSURE PREVENTION PROGRAM	222,593.12	251,699.96	0.00	258,533.00	215,760.08	0.00	215,760.08
ABANDONED RESIDENTIAL PROPERTY MUNICIPALITY RELIEF	7,442,744.13	1,855,278.51	59,664.85	228,264.00	9,129,423.49	0.00	9,129,423.49
Firearm Dealer License Certification Fund	5,748,688.00	36,861.50	0.00	491,730.00	5,293,819.50	-143,360.49	5,150,459.01
DNR FEDERAL PROJECTS	1,431,810.30	8,374,995.36	0.00	9,276,602.46	530,203.20	-109,822.85	420,380.35
SOIL AND WATER CONSERVATION DISTRICT	419.25	0.00	0.00	0.00	419.25	0.00	419.25
PUBLIC HEALTH SPEC STATE PROJ	41,352,320.54	8,760,468.72	5,510.60	30,071,406.27	20,046,893.59	-85,934.74	19,960,958.85
VETERANS' AFFAIRS FEDERAL PROJECTS FUND	0.00	0.00	0.00	0.00	0.00	0.00	0.00
CANNABIS BUSINESS DEVELOPMENT FUND	26,988,321.17	13,091,174.65	0.00	429,639.41	39,649,856.41	0.00	39,649,856.41
ST. JUDE CHILDREN'S RESEARCH	16.19	0.00	0.00	0.00	16.19	0.00	16.19
STATE CONSTRUCTION ACCOUNT	320,524,807.38	545,867,987.07	965,242,867.65	1,237,091,297.61	594,544,364.49	-4,931,165.47	589,613,199.02
IL STATE POLICE FEDERAL PROJ	238,825.69	11,780,127.72	24,075.94	10,746,413.10	1,296,616.25	-525,636.96	770,979.29
IL FORESTRY DEVELOPMENT	1,341,586.30	3,966,231.14	-6,189.00	4,294,516.57	1,007,111.87	-7,868.64	999,243.23
STATE POLICE SERVICES	16,229,320.39	28,200,957.59	-75,905.24	23,551,723.31	20,802,649.43	-4,945.10	20,797,704.33
HEALTH INSURANCE RESERVE	42,172,102.10	3,116,400,067.22	54,788.71	3,109,765,502.53	48,861,455.50	-7,757,796.55	41,103,658.95
CANNABIS EXPUNGEMENT FUND	1,078,324.34	0.00	3,060,416.63	2,791,176.58	1,347,564.39	-6,912.54	1,340,651.85
IL WILDLIFE PRESERVATION	3,482,720.72	234,065.00	371,679.87	732,554.53	3,355,911.06	-37,295.22	3,318,615.84
YOUTH DRUG ABUSE PREVENTION	424,079.71	271,798.06	0.00	64,890.00	630,987.77	0.00	630,987.77
JUVENILE JUSTICE TRUST	847,471.05	1,137,013.17	1,357.52	1,167,313.62	818,528.12	-44,213.38	774,314.74
CANNABIS REGULATION FUND	9,143,410.13	185,999,628.60	-161,021,742.96	12,016,358.24	22,104,937.53	-41,900.36	22,063,037.17
FEDERAL WORKFORCE TRAINING	511,950.59	148,973,054.02	-6,226,343.07	143,010,980.90	247,680.64	-232,483.10	15,197.54
DUCKS UNLIMITED	12,350.00	22,500.00	50.00	20,000.00	14,900.00	0.00	14,900.00
LOCAL CANNABIS CONSUMER EXCISE TAX TRUST FUND	0.00	46,650,626.18	0.00	34,081,549.79	12,569,076.39	0.00	12,569,076.39
METABOLIC SCREENING & TREATMNT	10,712,134.01	18,784,491.02	4,973,744.59	17,210,529.08	17,259,840.54	-23,719.89	17,236,120.65
DHS RECOVERIES TRUST	8,805,146.97	12,941,203.28	-36,428.58	14,935,200.58	6,774,721.09	-126,928.37	6,647,792.72
INSURANCE PRODUCER ADMIN	30,152,874.36	41,460,613.38	-11,203.96	19,824,857.78	51,777,426.00	-7,190.63	51,770,235.37
LAW ENF OFF TRNG BD FED PROJ	153,270.48	299,857.06	0.00	373,640.51	79,487.03	0.00	79,487.03
LIEUTENANT GOVERNOR'S GRANT	0.00	0.00	0.00	0.00	0.00	0.00	0.00
COAL TECHNOLOGY DEV ASSIST	14,670,411.11	5,289,865.05	-11,280.00	4,982,942.86	14,966,053.30	-1,454.00	14,964,599.30
GOVERNOR'S ADMINISTRATIVE FUND	140,644.25	9,750.97	501,912.50	496,456.33	155,851.39	-4,132.98	151,718.41
IL NATNL GUARD ARMORY CONSTR	6,824,281.54	5,213,624.97	0.00	0.00	12,037,906.51	0.00	12,037,906.51
STATE AVIATION PROGRAM FUND	5,128,432.20	6,541,551.96	0.00	3,523,070.05	8,146,914.11	0.00	8,146,914.11
VIOLENT CRIME VICTIMS ASSIST	824,113.65	5,637,370.03	-12,233.00	6,265,294.49	183,956.19	-88,900.00	95,056.19
SENIOR CITIZEN REAL EST DEF TA	19,731,424.30	5,424,868.63	0.00	3,096,335.49	22,059,957.44	-2,460.00	22,057,497.44
J.J. WOLF MEMORIAL INVESTIGAT	92,557.87	0.00	0.00	6,769.99	85,787.88	0.00	85,787.88
STATE TREASURER CRT ORDER ESCR	604,053.97	2,205.96	0.00	0.00	606,259.93	0.00	606,259.93
CONVENTION CENTER SUPPORT	6,936.66	206,393.08	10,000,000.00	176,261.75	10,037,067.99	0.00	10,037,067.99
CHILD ABUSE PREVENTION	830.13	10,923.68	0.00	0.00	11,753.81	0.00	11,753.81
SOCIAL SERV BLOCK GRANT	500,000.00	50,155,000.00	-50,155,000.00	0.00	500,000.00	0.00	500,000.00
RAIL FREIGHT LOAN REPAYMENT	802,678.09	2,930.64	0.00	0.00	805,608.73	0.00	805,608.73
HEARING INSTRUMENT DISPEN EXAM	133,960.72	51,441.97	3,060.00	0.00	188,462.69	0.00	188,462.69
LOCAL GOVERNMENT AVIATION TRUST FUND	3,666,019.36	2,688,808.19	-3,000,000.00	2,780,991.93	573,835.62	0.00	573,835.62
SELF-INSURERS SECURITY FUND	17,089,965.28	866,103.84	-62,380.50	1,724,025.05	16,169,663.57	-10,514.56	16,159,149.01

FINANCIALS							
Fund	Prev Year Cash Bal	FY21 Receipts	FY21 Transfers	FY21 Disbursements	Ending Cash Balance	Warrants Outstanding	Available Balance
MPEA GRANTS	23,803.96	619,179.24	0.00	642,983.20	0.00	0.00	0.00
LOW-LEVEL RADIOACTIVE WASTE FACILITY DEVELOPMENT & OPERATION	325,717.64	601,301.54	29,057.67	431,191.63	524,885.22	0.00	524,885.22
LOW-LEVEL RADIOACTIVE WASTE FACILITY CLOSURE, POST-CLOSURE CARE & COMP	2,114.79	2.87	0.00	0.00	2,117.66	0.00	2,117.66
ENVIRO PROTECT PERMIT & INSP	14,104,395.34	11,509,105.26	-36,449.50	8,858,060.85	16,718,990.25	-6,030.00	16,712,960.25
LANDFILL CLOSURE & POST-CLOSE	22,876.04	0.00	0.00	0.00	22,876.04	0.00	22,876.04
AVIATION FUEL SALES TAX REFUND FUND	0.00	0.00	0.00	0.00	0.00	0.00	0.00
GOVERNOR'S GRANT	42,289.75	116,500.00	1,442,367.07	1,561,891.59	39,265.23	0.00	39,265.23
SECRETARY OF STATE'S GRANT	307,961.73	8,664.28	0.00	47,298.39	269,327.62	-272.03	269,055.59
SOUND-REDUCING WINDOWS AND DOORS REPLACEMENT FUND	0.00	3,523,070.05	0.00	0.00	3,523,070.05	0.00	3,523,070.05
CIVIC AND TRANSIT INFRASTRUCTURE FUND	0.00	0.00	0.00	0.00	0.00	0.00	0.00
NARCOTICS PROFIT FORFEITURE	1,799,821.49	2,302,391.01	0.00	867,213.68	3,234,998.82	-7,732.05	3,227,266.77
Transportation Renewal	73,650,773.94	1,118,797,634.68	-743,630,997.63	349,957,408.14	98,860,002.85	-51,914.19	98,808,088.66
STATE MIGRATORY WATERFOWL STAM	6,664,439.87	900,532.41	0.00	3,007,404.35	4,557,567.93	0.00	4,557,567.93
IL STATE PODIATRIC DISCIPLINE	590,693.32	491,811.49	-46,305.95	100,501.51	935,697.35	-200.00	935,497.35
DUI PREVENTION AND EDUCATION FUND	901,412.66	0.00	0.00	0.00	901,412.66	0.00	901,412.66
CHILD SUPPORT ENFORCE TRUST	81,645,547.36	252,419,682.57	-47,000,000.00	234,805,332.07	52,259,897.86	-13,951,020.72	38,308,877.14
Attorney General Sex Offender Awareness, Training, and Education	218,337.71	103,508.55	30.00	305,906.25	15,970.01	0.00	15,970.01
Multi-modal Transportation Bond	207,058,003.92	175,710,630.28	0.00	41,382,629.08	341,386,005.12	-1,505,083.36	339,880,921.76
BUILD ILLINOIS	0.00	629,190,354.11	-629,190,354.11	0.00	0.00	0.00	0.00
PARK & CONSERVATION	2,684,857.62	30,097,371.58	16,758,085.82	46,331,390.13	3,208,924.89	-393,707.53	2,815,217.36
VEHICLE INSPECTION	19,001,555.49	19,061,582.28	-6,942,281.24	15,345,009.24	15,775,847.29	-29.53	15,775,817.76
Regional Transportation Authority Capital Improvement	170,952,349.18	0.00	196,843,499.36	63,459,589.96	304,336,258.58	0.00	304,336,258.58
Downstate Mass Transportation Capital Improvement	18,994,705.47	0.00	21,871,499.94	0.00	40,866,205.41	0.00	40,866,205.41
Illinois Works Fund	0.00	0.00	0.00	0.00	0.00	0.00	0.00
Municipal Motor Fuel Tax Fund	0.00	3,854,673.04	0.00	3,085,929.98	768,743.06	0.00	768,743.06
Sports Wagering Fund	1,438.16	112,576,366.29	-66,156,900.40	2,989,592.91	43,431,311.14	-527,099.97	42,904,211.17
LOCAL TOURISM	1,105,284.61	1,611,731.65	-506,266.51	456,384.71	1,754,365.04	0.00	1,754,365.04
BUILD ILLINOIS B R & I	41,168,722.85	69,328.12	546,143,046.11	531,697,172.84	55,683,924.24	-38,569,009.58	17,114,914.66
BUILD ILLINOIS BOND	298,761,132.58	2,972,294.13	61,615.67	155,401,788.85	146,393,253.53	-66,084.57	146,327,168.96
Rebuild Illinois Projects	0.00	24,000,000.00	0.00	0.00	24,000,000.00	0.00	24,000,000.00
ILLINOIS CAPITAL REVOLVING LOAN FUND	2,099,660.06	8,124.21	-1,700.00	0.00	2,106,084.27	0.00	2,106,084.27
IL EQUITY	359,652.22	1,234,127.64	0.00	0.00	1,593,779.86	0.00	1,593,779.86
LARGE BUSINESS ATTRACTION	264,381.30	966.16	0.00	0.00	265,347.46	0.00	265,347.46
State Fairgrounds Capital Improvements and Harness Racing Fund	0.00	0.00	0.00	0.00	0.00	0.00	0.00
Illinois Property Tax Relief Fund	0.00	0.00	0.00	0.00	0.00	0.00	0.00
DEFERRED LOTTERY PRIZE WINNERS	1,908,622.91	24,209,977.61	0.00	24,741,820.49	1,376,780.03	-146,363.00	1,230,417.03
SCOTT'S LAW FUND	16,974.36	84,595.31	0.00	0.00	101,569.67	0.00	101,569.67
MANTENO VETERANS HOME	15,072,597.65	17,566,006.57	831,785.36	27,928,332.86	5,542,056.72	-8,498.25	5,533,558.47
Coal Combustion Residual Surface Impoundment Financial Assurance	0.00	0.00	0.00	0.00	0.00	0.00	0.00
ADELINE JAY GEO-KARIS ILLINOIS BEACH MARINA FUND	139,652.08	416,683.81	-125,651.90	18,265.05	412,418.94	0.00	412,418.94
BHE FEDERAL GRANTS	0.00	19,463,081.11	0.00	18,420,286.24	1,042,794.87	0.00	1,042,794.87
INTERNATIONAL & PROMOTIONAL	45,648.39	5,100.00	0.00	6,546.00	44,202.39	0.00	44,202.39
Theresa Tracy Trot-Illinois CancerCare Foundation Fund	0.00	0.00	0.00	0.00	0.00	0.00	0.00
School STEAM Grant Program Fund	0.00	1,105,392.00	0.00	0.00	1,105,392.00	0.00	1,105,392.00
ATTORNEY GENERAL FEDERAL GRANT	37,325.45	676,983.01	1,337.70	675,597.23	40,048.93	-10,847.91	29,201.02
Attorney General Court Ordered Settlement Distribution Fund	3,151,666.93	30,886.71	0.00	0.00	3,182,553.64	0.00	3,182,553.64
ABANDONED MINED LANDS RECLAM	2,564,564.96	6,947,036.13	66,481.80	7,658,425.37	1,919,657.52	-5,998.47	1,913,659.05
Loan Loss Reserve Fund	10,000,000.00	0.00	0.00	0.00	10,000,000.00	0.00	10,000,000.00
PUBLIC INFRASTRUCTURE CONST LN	907,490.25	3,315.50	0.00	0.00	910,805.75	0.00	910,805.75
IL AGRICULTURAL LOAN GUARANTEE	10,687,383.40	39,023.50	0.00	0.00	10,726,406.90	0.00	10,726,406.90
EDUC LABOR REL BD FAIR SHARE	30,455.64	99.30	0.00	0.00	30,554.94	-6,891.44	23,663.50
INSURANCE FINANCIAL REGULATION	8,234,846.22	36,791,558.67	-120,544.37	19,325,106.23	25,580,754.29	-25,982.51	25,554,771.78

CONTACT US

Springfield - State Capitol

219 State House | Springfield, IL 62706
Phone: (866) 458-7327 | Fax: (217) 785-2777

Chicago - James R. Thompson Center

100 West Randolph Street, Suite 15-600 | Chicago, IL 60601
Phone: (866) 458-7327 | Fax: (312) 814-5930

Springfield - Marine Bank Building

1 East Old State Capitol Plaza | Springfield, IL 62701
Phone: (866) 458-7327 | Fax: (217) 524-3822

Office TTY Line: (866) 877-6013

CONNECT WITH US



@ILTreasurer



@TreasurerMichaelFrerichs

Subscribe and Read the Treasurer's Office's eNewsletter:
<http://bit.ly/IllinoisTreasurer>