

Date: July 1, 2022

To: Honorable Members of the Illinois General Assembly

From: Marc D. Smith, Director, Illinois Department of Children and Family Services

Re: Data Governance and Organization to Support Equity and Racial Justice Act Section 20-15(a) Report

This Report is issued pursuant to the provisions of Section 20-15(a) of the Data Governance and Organization to Support Equity and Racial Justice Act (the "Act") (20 ILCS 65/20-1). The Act requires the Illinois Department of Children and Family Services (the "Department") to report statistical data on the racial, ethnic, age, sex, disability status, sexual orientation, gender identity, and primary or preferred language demographics of program participants for each major program the Department administers.

Introduction

In the first annual Data Governance and Organization to Support Equity and Racial Justice Act Report (dated March 2022), the Department identified the following "major programs" and corresponding participant populations for analysis:

Parents and children who are subjects of an investigation by Child Protection Services;
Parents and children directly served through open service cases with Permanency Services; and
Parents and children directly served through open service cases with Intact Family Services.

For each major program identified in the Department's March 2022 Report, this Report will provide statistical data where available for each of demographic dispositions enumerated in the Act: race, age, sex, disability status, sexual orientation, gender identity, and primary or preferred language.

Section 20-15(e) of the Act states "if the Board or Department is unable to begin reporting the data required by subsection (a) by July 1, 2022, the Board or the Department shall state the reasons for the delay under the reporting requirements." As of the date of this Report, the Department was unable to begin reporting the following data: disability, gender identity and sexual orientation.

Data collection for disability status, for children in the Permanency Services program is collected from the Illinois Department of Healthcare and Family Services ("HFS"). If parents are former children served by the Permanency Services program, their disability status is available in the archived record. However, there is no data collection process in place for the disability status of all parents in all major programs or children served in Child Protection Services and Intact Family Services program.



In June 2022, pursuant to Illinois Senate Bill 2133, the Department began the process of capturing gender identity and sexual orientation for children 12 years of age and older who are served by the Permanency Services program. A process for capturing gender identity and sexual orientation of parents in all programs and for children served in Child Protection Services and Intact Family Services program is currently being developed.

Change Management Efforts and Identified Areas of Growth

The Department currently captures the demographic categories of race, ethnicity, sex, disability, age, and primary language. Specific to the race category, the Department does not capture data for the race demographic "Some Other Race Alone." The race demographic "Middle Eastern/North African" is also not captured but has been identified as a category by the Governor's Office, Office of Equity, for data collection. The Department will include those categories stated above, building them into a new database system.

Capturing gender identity and sexual orientation for children 12 years of age and older, in the Permanency Services program, began on June 9, 2022; however, this information is collected anonymously. The categories of gender identity and sexual orientation are not captured for children in Child Protection Services and Intact Family Services program, nor parents in any of the major program areas.

Data collection for the disability status category is primarily collected from HFS for children in the Permanency Services program.

Prior to implementing changes to policy and practice related to data collection of demographic information that is not currently collected, the Department will gain a clearer understanding of how currently collected demographic data are being gathered and entered into our data systems. The Department's data systems are password-protected and demographic data in any of the major programs are not accessible to personnel without access. Personnel with access to the data systems Statewide Automated Child Welfare Information System (SACWIS) and Child and Youth Centered Information System (CYCIS) can search and return results that include person-specific demographic data in the categories of race, ethnicity, language, sex, age, and disability status. The data systems do not currently include information on sexual orientation or gender identity, although a layer of additional security will be added, restricting access only to assigned personnel. To that end, a survey has been developed and shared with front-line employees to gain understanding of current data collection and to seek suggestions on adding new data fields without additional burden to the workers. The Department is also seeking to determine its methodology to address a practice shift in how this information is gathered from the program participants, ensuring valid and reliable data.

Methodology

The information contained in this Report is based solely on the data provided by program participants and collected by programming personnel for the various major programs. The data provided by program participants has not been audited for completeness and quality, therefore, no baseline for comparison has been established.

For the purpose of this Report, program participants are defined as parents and children who are subjects of an investigation by Child Protection Services; parents and children directly served through open service cases with Permanency Services; and parents and children directly served through open service cases with Intact Family Services. The program participants count is the number of distinct individuals who have been identified as program participants regardless of demographic category.

The Department begins to capture the demographics of families during the initial contact of Child Protection Services and continues gathering information that guides the referral process to either Permanency Services or

Intact Family Services. The information captured is stored in the SACWIS database. Demographic categories specific to gender identity and sexual orientation are not captured by SACWIS and will not be built into SACWIS. The Department is currently transitioning to the Comprehensive Child Welfare Information System (CCWIS) over the next two years. Demographics not currently captured in SACWIS will be built into CCWIS.

For the purpose of reporting, the statistical data below was pulled on June 17, 2022. The Department collects a wide number of primary languages spoken, many having very few, if any, participants. Specific to primary language, two additional categories have been added in this Report that include French and Sign Language. Additionally, data counts for disability status are very small for Child Protection Services. Disability status is not formally collected until a child enters the Permanency Services program.

Race and Ethnicity

The Act provides that the Department “shall use the same racial and ethnic classifications for each program.” 20 ILCS 65/20-15(a). The enumerated classifications are:

- (1) American Indian and Alaska Native alone.
- (2) Asian alone.
- (3) Black or African American alone.
- (4) Hispanic or Latino of any race.
- (5) Middle Eastern and North African
- (6) Native Hawaiian and Other Pacific Islander alone.
- (7) White alone.
- (8) Some other race alone.
- (9) Two or more races.

Id. The Act further allows for the Department to “further define the racial and ethnic categories[.]” Relative to ethnicity, the Department captures numerous types of Hispanic ethnicity based on the country and/or region or origin which are not identified in and/or required by the Act. Those regions include Mexico, Puerto Rico, Cuba, Dominican Republic, Central America, South American and Spanish Descent. The Indigenous population is captured under the American Indian/Alaskan Native race category.

Ethnicity

All program participants for each program category are reported.

Age

All program participants for each program category are reported.

Sex

All program participants for each program category are reported.

Disability Status

The Department currently collects disability status data from HFS for children in care and can regain access to information for former children in care who are now parents in the Permanency Services program. The data counts, however, do not capture all parents in all major programs or children served in Child Protection Services and Intact Family Services program.

Sexual orientation

The Department began collection of data on June 9, 2022 for children in Permanency Services. No current data are available at this time. A process is being developed for data collection of children in Child Protection and Intact Family Services, and parents in all program categories.

Gender Identity

The Department began collection of data on June 9, 2022 for children in Permanency Services. No current data are available at this time. A process is being developed for data collection of children in Child Protection and Intact Family Services, and parents in all program categories.

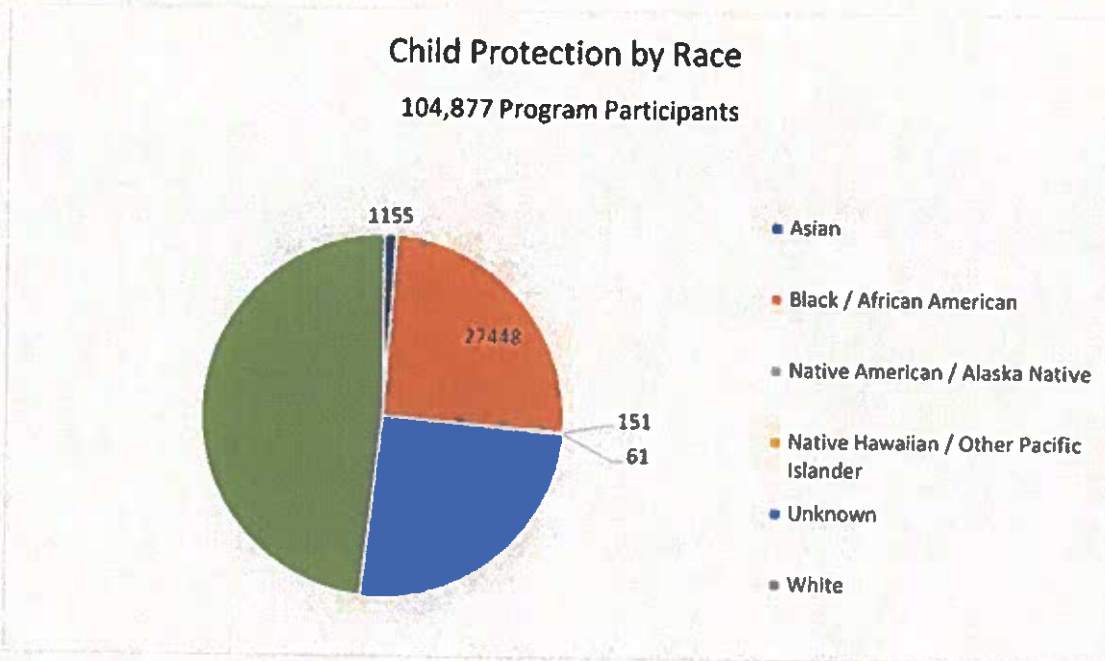
Primary or preferred language

All program participants for each program category are reported.

Statistical Data

1. Child Protection Services

Race

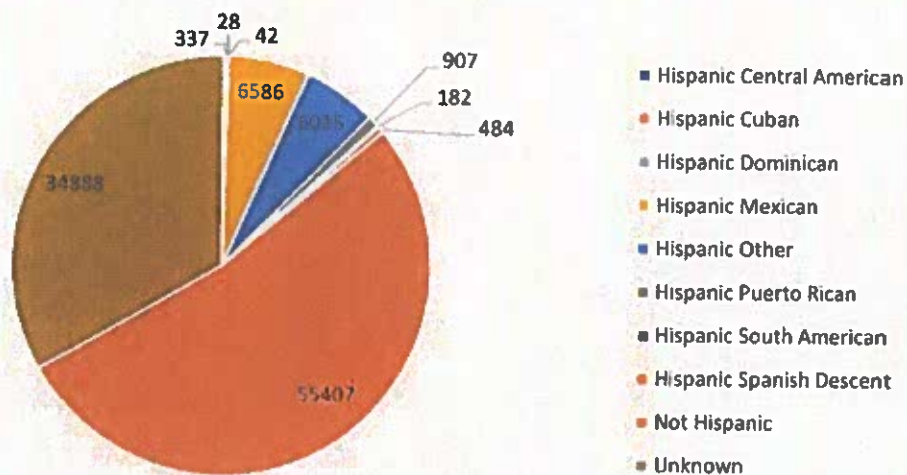


Program Participants	American Indian/Alaska Native	Asian/Asian American	African America/Black	Native Hawaiian and Other Pacific Islander	Middle Eastern/North African	White/European American	Some Other Race Alone	Two or More Races	No Race Specified
104877	151 .14%	1155 1.1%	27448 26.2%	61 .6%		52409 49.8%		4178 3.9%	27731 26.4%

Note: 'x' indicates that demographic disposition has 10 or fewer participants; a blank space indicates that a demographic disposition is not being collected; 0 indicates that a demographic disposition is collected but there are no program participants in a category.

Ethnicity

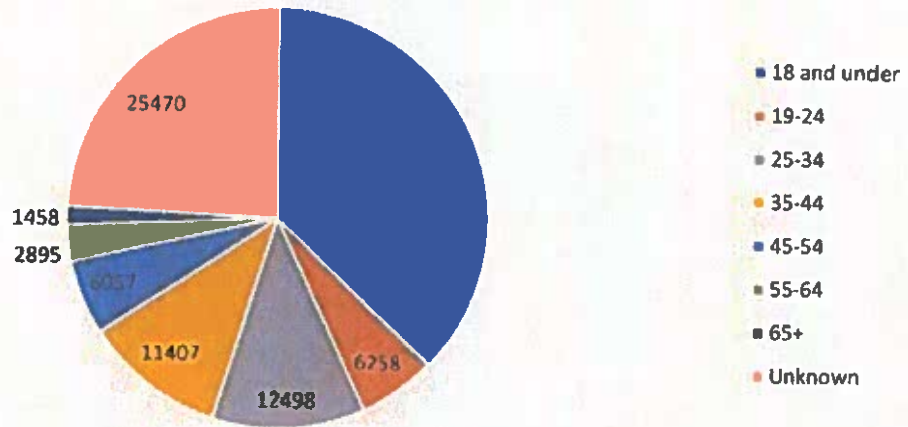
Child Protection by Ethnicity 104,877 Program Participants



Program Participants	Latina/Latino Latinx/Hispanic	Mexico	Puerto Rico	Cuba	Dominican Republic	Central America	South America	Spanish Descent	Other	Unknown
104877	14581	6586	907	28	42	337	182	484	6012	34888
	13.9%	6.3%	.86%	.03%	.04%	.32%	.17%	.46%	5.7%	33.3%

Age

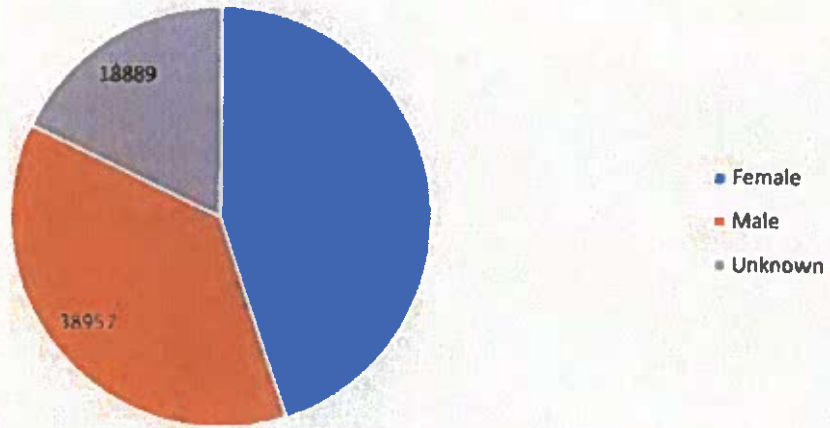
Child Protection by Age 104,877 Program Participants



Program Participants	18 and under	19-24	25-34	35-44	45-54	55-64	65+	Unknown
104877	38833	6258	12498	11407	6057	2895	1458	25470
	37.0%	6.0%	11.9%	10.9%	5.8%	2.8%	1.4%	24.3%

Sex

Child Protection by Gender
104,877 Program Participants

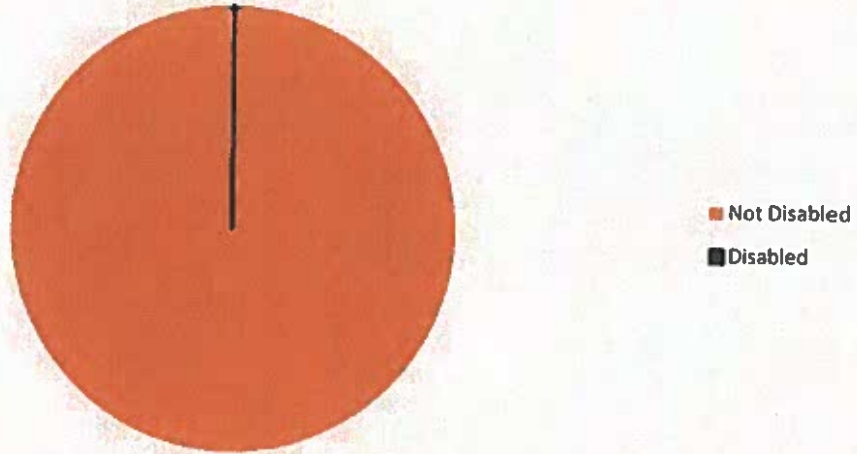


Program Participants	Female	Male	Missing or Unknown
104877	47031	38957	18889
	44.9%	37.1%	18.0%

Note: 0 indicates that a demographic disposition is collected but there are no program participants in a category.

Disability Status

Child Protection by Disability 104,877 Program Participants



Program Participants	Disability Status Counts
104877	X

Note: 'x' indicates that demographic disposition has 10 or fewer participants.

Sexual Orientation

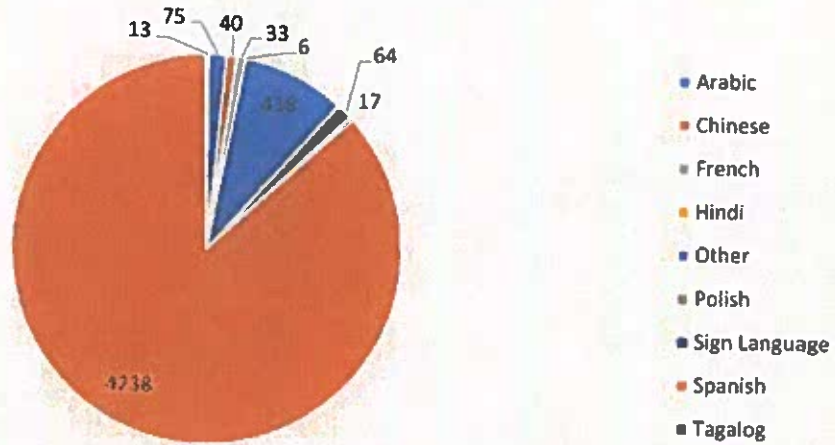
No Data Available

Gender Identity

No Data Available

Primary or Preferred Language

Child Protection by Primary Language
 104,877 Program Participants
 Non-English Languages Only Displayed

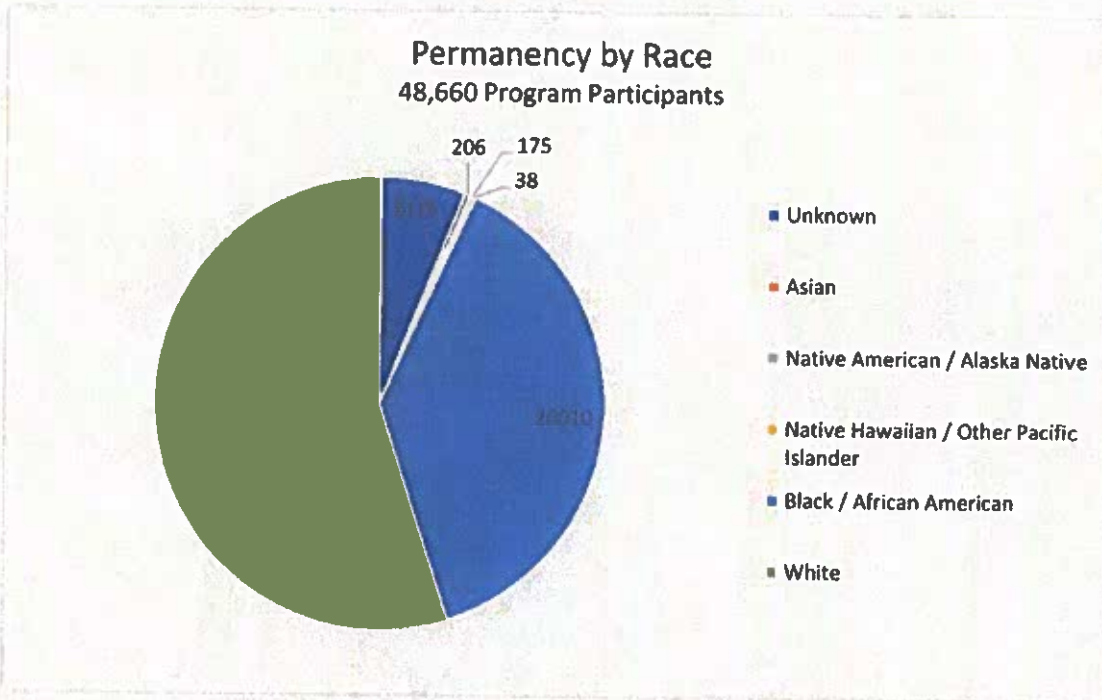


Program Participants	Non-English Primary Language	Spanish	Polish	Chinese (including Mandarin, Cantonese)	Tagalog (including Filipino)	Hindi	Arabic	French	Sign Language	Other
104877	4904	4238	64	40	13	X	75	33	17	418
	4.7%	4.0%	.06%	.04%	.01%	.005%	.07%	.03%	.01%	.39%

Note: 'x' indicates that demographic disposition has 10 or fewer participants.

2. Permanency Services

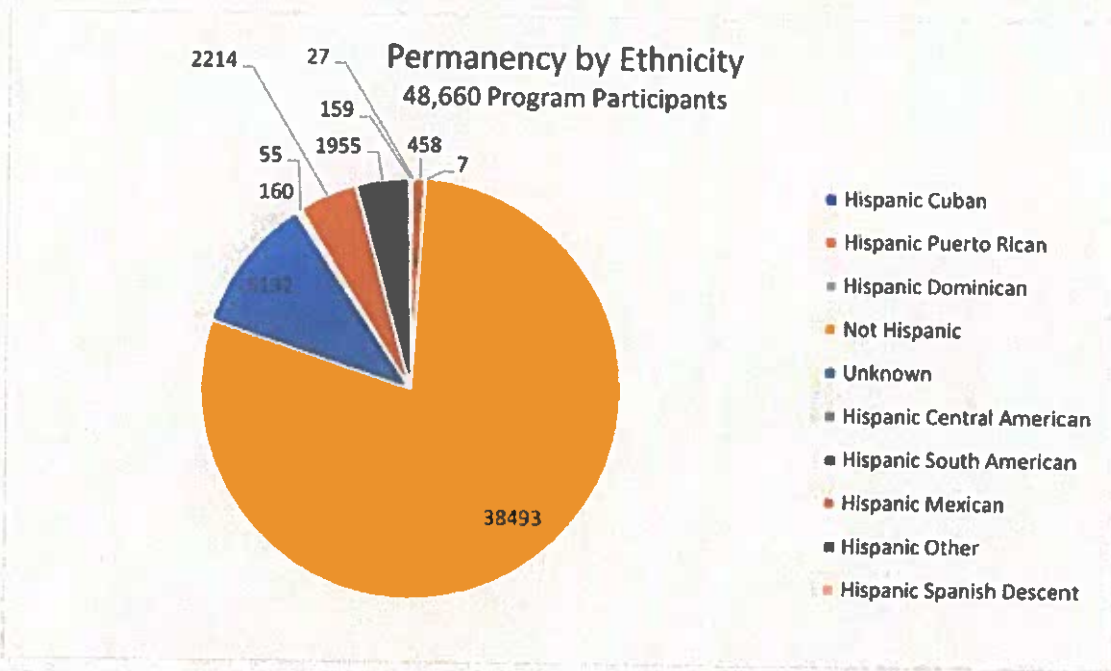
Race



Program Participants	American Indian/Alaska Native	Asian/Asian American	African American/Black	Native Hawaiian and Other Pacific Islander	Middle Eastern/North African	White/European American	Some Other Race Alone	Two or More Races	No Race Specified
48660	175	206	20010	38		28839		3803	3175
	0.36%	.42%	41.1%	.08%		59.3%		7.8%	6.5%

Note: a blank space indicates that a demographic disposition is not being collected.

Ethnicity

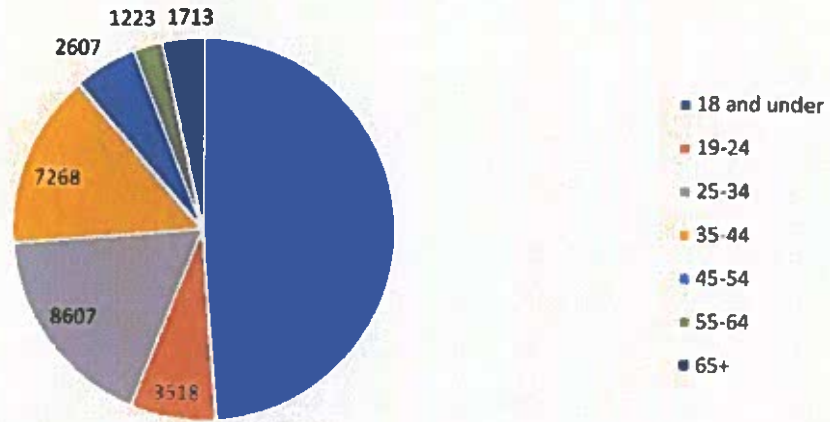


Program Participants	Latina/Latino Latinx/Hispanic	Mexico	Puerto Rico	Cuba	Dominican Republic	Central America	South America	Spanish Descent	Other	Unknown
48660	5035	2214	458	27	X	160	55	159	1955	5132
	10.34%	4.5%	.94%	.06%		.32%	.11%	.33%	4%	10.5%

Note: 'x' indicates that demographic disposition has 10 or fewer participants.

Age

Permanency by Age
48,660 Program Participants

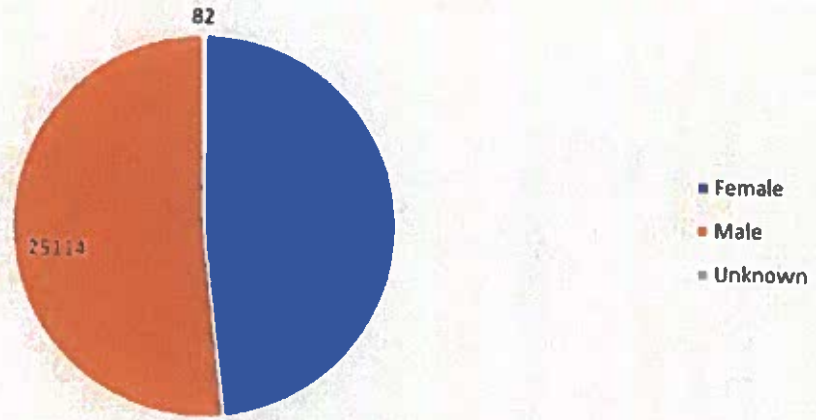


Program Participants	18 and under	19-24	25-34	35-44	45-54	55-64	65+	Unknown
48660	23724	3518	8607	7268	2607	1223	1713	0
	48.8%	7.2%	17.7%	14.9%	5.4%	2.5%	3.5%	

Note: 0 indicates that a demographic disposition is collected but there are no program participants in a category.

Sex


Permanency by Gender 48,660 Program Participants



Program Participants	Female	Male	Missing or Unknown
48660	23464	25114	82
	48.2%	51.6%	.017%

Disability Status

Permanency by Disability 48,660 Program Participants



Program Participants	Disability Status Counts
48660	18974
	39%

Sexual Orientation

No Data Available

Gender Identity

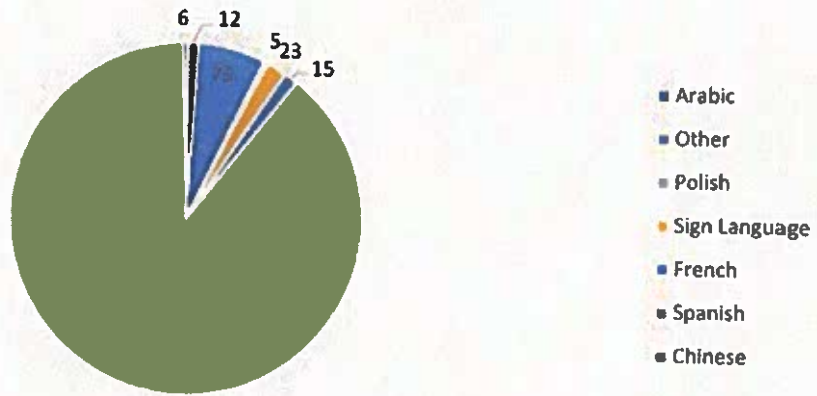
No Data Available

Primary or Preferred Language

Permanency by Primary Language

48,660 Program Participants

Non-English Languages only Displayed

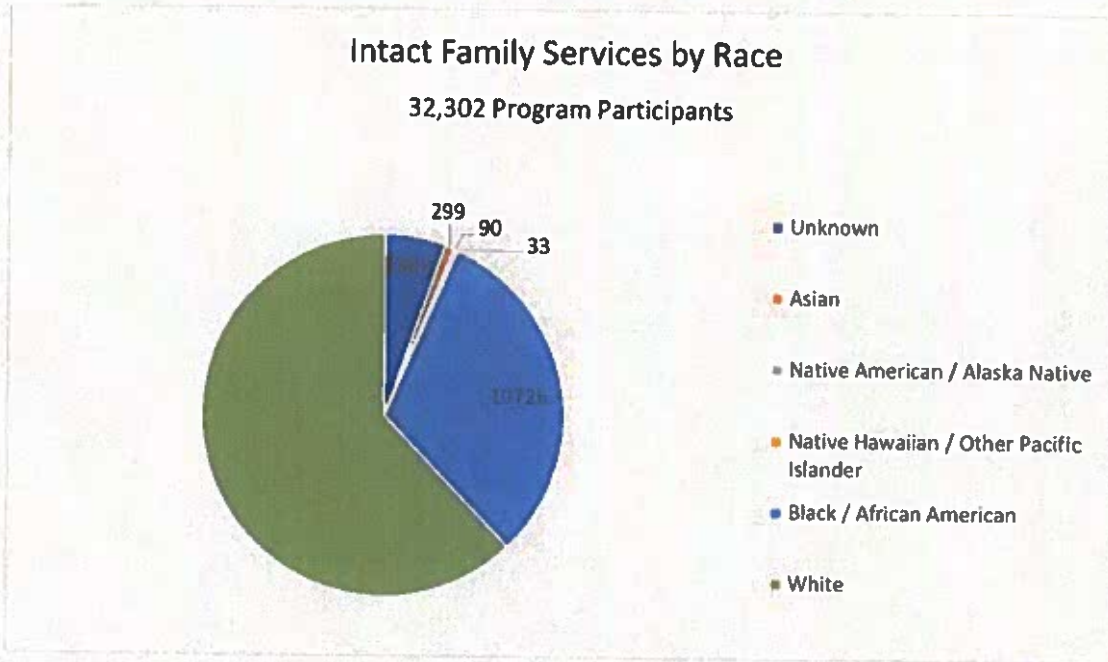


Program Participants	Non- English Primary Language	Spanish	Polish	Chinese (Including Mandarin, Cantonese)	Tagalog (Including Filipino)	Hindi	Arabic	French	Sign Language	Other
48660	1213	1077	X	X	0	0	12	15	23	75
	2.5%	2.2%	.01%	.01%			.02%	.03%	.05%	.15%

Note: 'x' indicates that demographic disposition has 10 or fewer participants; 0 indicates that a demographic disposition is collected but there are no program participants in a category

3. Intact Family Services

Race

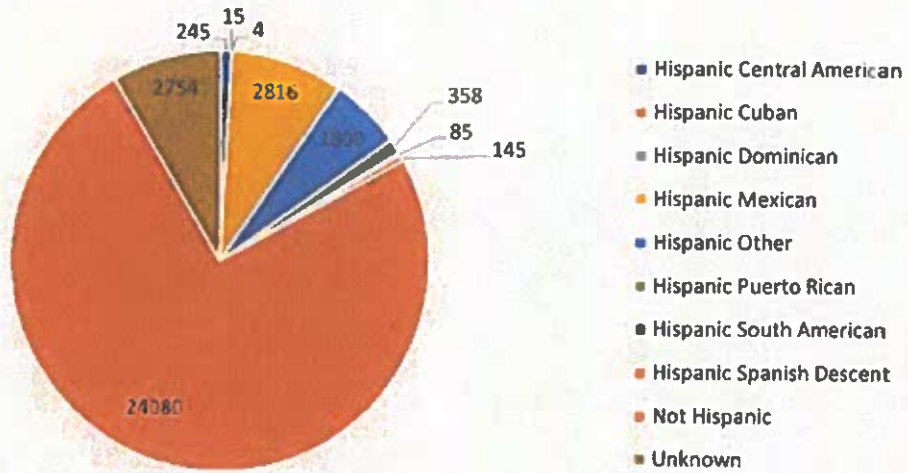


Program Participants	American Indian/Alaska Native	Asian/Asian American	African American/Black	Native Hawaiian and Other Pacific Islander	Middle Eastern/North African	White/European American	Some Other Race Alone	Two or More Races	No Race Specified
32302	90	299	10726	33		21522		2278	1887
	2.7%	0.9%	33.2%	.01%		66.6%		7.1%	5.8%

Note: a blank space indicates that a demographic disposition is not being collected.

Ethnicity

Intact Family Services by Ethnicity
32,302 Program Participants

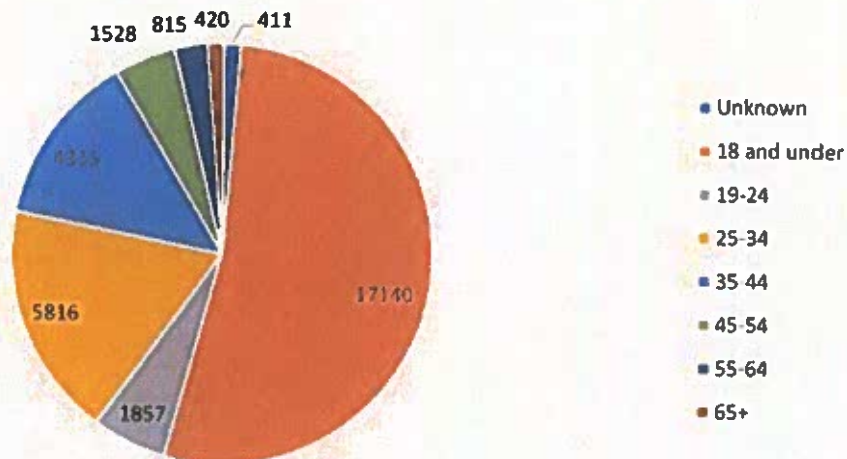


Program Participants	Latina/Latino Latinx/Hispanic	Mexico	Puerto Rico	Cuba	Dominican Republic	Central America	South America	Spanish Descent	Other	Unknown
32302	5468	2816	358	15	X	245	85	145	1800	2754
	16.9%	8.7%	1.1%	.05%		.76	.26%	.49%	5.6%	8.5%

Note: 'x' indicates that demographic disposition has 10 or fewer participants.

Age

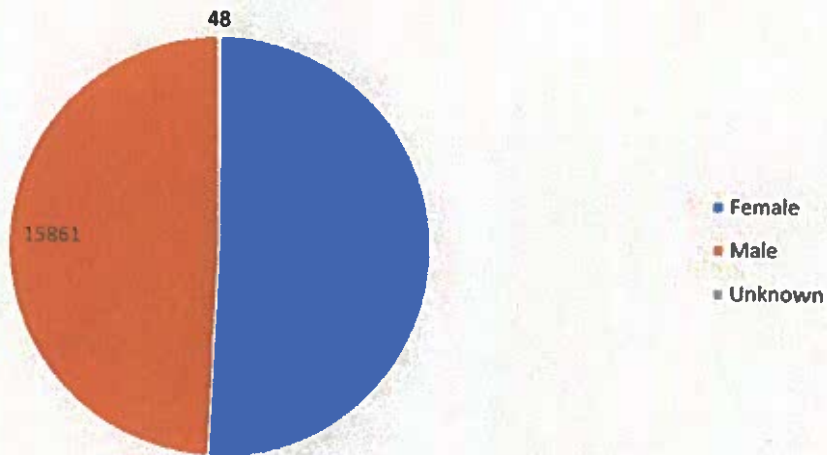
Intact Family Services by Age 32,302 Program Participants



Program Participants	18 and under	19-24	25-34	35-44	45-54	55-64	65+	Unknown
32302	17140	1857	5816	4315	1528	815	420	411
	53.1%	5.7%	18.0%	13.4%	4.7%	2.5%	1.3%	1.3%

Sex

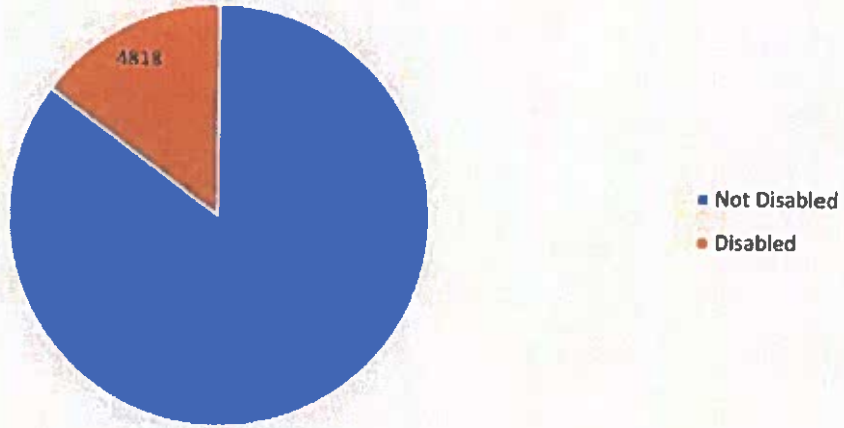
Intact Family Services by Gender 32,302 Program Participants



Program Participants	Female	Male	Unknown
32302	16393	15861	48
	50.7%	49.1%	.15%

Disability Status

Intact Family Services by Disability
32,302 Program Participants



Program Participants	Disability Status Counts
32302	4818
	14.9%

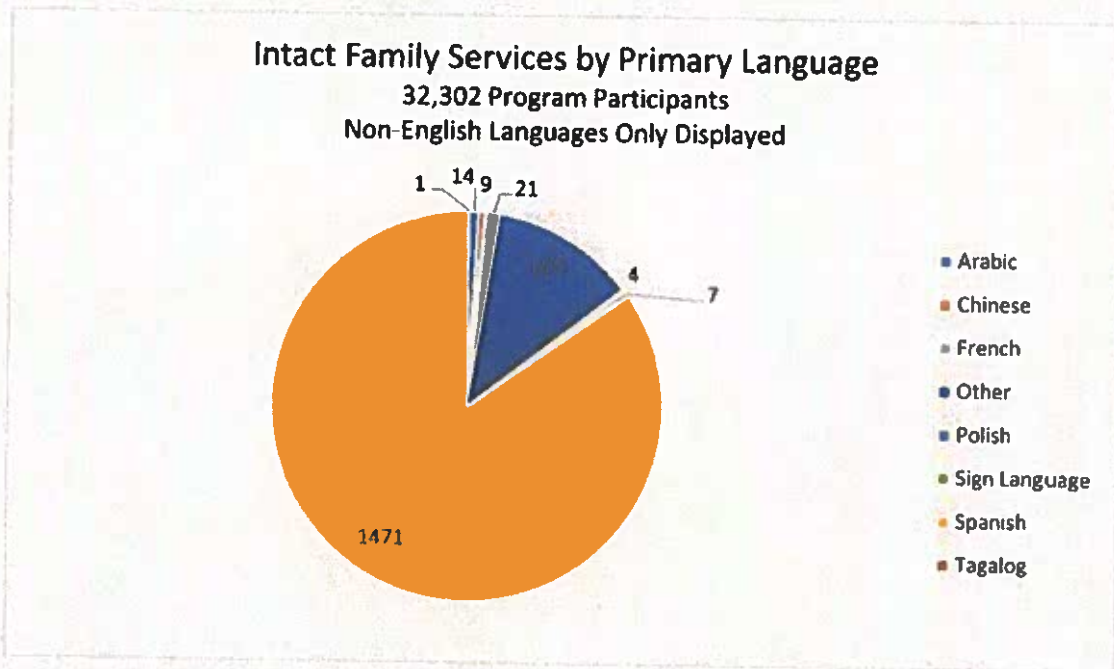
Sexual Orientation

No Data Available

Gender Identity

No Data Available

Primary or Preferred Language



Program Participants	Non- English Primary Language	Spanish	Polish	Chinese (Including Mandarin, Cantonese)	Tagalog (Including Filipino)	Hindi	Arabic	French	Sign Language	Other
32302	1736	1471	X	X	X	0	14	21	X	209
	5.4%	4.6%					.04%	.07%		.64%

Note: 'x' indicates that demographic disposition has 10 or fewer participants; 0 indicates that a demographic disposition is collected but there are no program participants in a category.

Conclusion

This Report is transmitted on behalf of Director Marc D. Smith. For additional copies of this Report or more specific information, please contact Dagené Z. Brown, Director, Racial Equity Practice, dagene.brown@illinois.gov, 312-328-2553.

Very Sincerely and Respectfully,

Marc D. Smith
Director
Illinois Department of Children and Family Services