

**ANNUAL REPORT ON CABLE AND VIDEO SERVICE DEPLOYMENT BY
PROVIDERS GRANTED STATE-ISSUED CABLE AND
VIDEO SERVICE AUTHORIZATION
Submitted to the Illinois General Assembly
Pursuant to Section 21-1101 (K) of the
Illinois Public Utilities Act**



Illinois Commerce Commission

www.icc.illinois.gov

June 2019

STATE OF ILLINOIS



ILLINOIS COMMERCE COMMISSION

June 12, 2019

The Honorable Members of the Illinois General Assembly
State House
Springfield, Illinois

Dear Honorable Members of the Illinois General Assembly:

Pursuant to Section 21-1101(k) of the Illinois Public Utilities Act, the Illinois Commerce Commission submits the attached Annual Report on Cable and Video Service Deployment by Providers Granted State-Issued Cable and Video Service Authorization.

The Cable and Video Competition Law of 2007 directs the ICC to submit to the General Assembly a report containing year-end data collected from holders of State-issued video and cable services authorizations. The law requires holders of State-issued video and cable services authorizations to meet certain deployment benchmarks by set dates after they receive state authorization. These dates and deployment benchmarks vary according to the providers' number of telecommunications access lines in the State.

Sincerely,

A handwritten signature in black ink, appearing to read "Carrie Zalewski".

Carrie Zalewski
Chairman

Introduction

The Cable and Video Competition Law of 2007¹ (“Cable and Video Law”) directs holders of State-issued video and cable services authorizations to annually report to the Illinois Commerce Commission (“Commission”) cable and video service deployment information. Section 21-1101(j) of the Cable and Video Law² states:

- (j) Every holder of a State-issued authorization, no later than April 1, 2009, and annually no later than April 1 thereafter, shall report to the Commission for each of the service areas as described in subsections (c) and (d) of this Section in which it provides access to its video service in the State, the following information:
 - (1) Cable service and video service information:
 - (A) The number of households in the holder’s telecommunications service area within each designated market area as described in subsection (c) of this Section or exchange or local unit of government as described in subsection (d) of this Section in which it offers video service.
 - (B) The number of households in the holder’s telecommunications service area within each designated market area as described in subsection (c) of this Section or exchange or local unit of government as described in subsection (d) of this Section that are offered access to video service by the holder.
 - (C) The number of households in the holder’s telecommunications service area in the State.
 - (D) The number of households in the holder’s telecommunications service area in the State that are offered access to video service by the holder.
 - (2) Low-income household information:
 - (A) The number of low-income households in the holder’s telecommunications service area within each designated

¹ 220 ILCS 5/21-100, et seq.

² 220 ILCS 5/21-1101(j).

market area as described in subsection (c) of this Section, as further identified in terms of exchanges, or exchange or local unit of government as described in subsection (d) of this Section in which it offers video service.

- (B) The number of low-income households in the holder's telecommunications service area within each designated market area as described in subsection (c) of this Section, as further identified in terms of exchanges, or exchange or local unit of government as described in subsection (d) of this Section in the State that are offered access to video service by the holder.
- (C) The number of low-income households in the holder's telecommunications service area in the State.
- (D) The number of low-income households in the holder's telecommunications service area in the State that are offered access to video service by the holder.³

Once the holder of a State-issued authorization has satisfied the build-out requirements of Section 21-1101(c),⁴ the holder is required to annually report relative to Section 21-1101(j-5), as follows:

³ The Cable and Video Law defines a "Local unit of government" as "a city, village, incorporated town, or a county," defines "a Telecommunications service area" as "the area designated by the Commission as the area in which a telecommunications company was obligated to provide non-competitive local telephone service as of February 8, 1996 as incorporated into Section 13-202.5 of this Act," and defines a "Designated market area" as "a designated market area, as determined by Nielsen Media Research and published in the 1999-2000 Nielsen Station Index Directory and Nielsen Station Index United States Television Household Estimates or any successor publication. For any designated market area that crosses State lines, only households in the portion of the designated market area that is located within the holder's telecommunications service area in the State where access to video service will be offered shall be considered." 220 ILCS 5/21-201. The Cable and Video Law refers to the Telecommunications Article of the Public Utilities Act for the definition of exchange, where exchange is defined as "a geographical area for the administration of telecommunications services, established and described by the tariff of a telecommunications carrier providing local exchange telecommunications service, and consisting of one or more contiguous central offices, together with associated facilities used in providing such local exchange telecommunications service. To the extent practicable, a municipality, city, or village shall not be located in more than one exchange unless the municipality, city, or village is located in more than one exchange through annexation that occurs after the establishment of the exchange boundary." 220 ILCS 5/ 21-201 and 220 ILCS 5/13-206.

⁴ Section 21-1101(c) addresses holders using telecommunications facilities and having over 1,000,000 access lines. Within 3 years, such holders shall provide cable or video service to at least 35% of the households within 3 designated service areas. Within 5 years, such holders shall provide cable or video service to at least 50% of the households within the 3 designated service areas. Section 21-1101(c) holders

- (1) Cable service and video service information:
 - (A) The number of households in the holder's telecommunications service area within each designated market area in which it offers cable service or video service.
 - (B) The number of households in the holder's telecommunications service area within each designated market area that are offered access to cable service or video service by the holder.
 - (C) The number of households in the holder's telecommunications service area in the State.
 - (D) The number of households in the holder's telecommunications service area in the State that are offered access to cable service or video service by the holder.
 - (E) The exchanges or local units of government in which the holder added cable service or video service in the prior year.
- (2) Low-income household information:
 - (A) The number of low-income households in the holder's telecommunications service area within each designated market area in which it offers video service.
 - (B) The number of low-income households in the holder's telecommunications service area within each designated market area that are offered access to video service by the holder.
 - (C) The number of low-income households in the holder's telecommunications service area in the State.
 - (D) The number of low-income households in the holder's telecommunications service area in the State that are offered access to video service by the holder.

are also required to deploy cable or video service so that at least 30% of the total households with access to the holder's cable or video service shall be low-income. The holder is also obligated to provide access to cable or video service to a percentage of low-income households in each exchange that is at least equal to the percentage of the total low-income households within that exchange.

Once the holder of a State-issued authorization has satisfied the build-out requirements of Section 21-1101(d),⁵ the holder is required to annually report relative to Section 21-1101(j-10), as follows:

(1) Cable service and video service information:

- (A) The number of households in the holder's footprint in which it offers cable service or video service.
- (B) The number of households in the holder's footprint that are offered access to cable service or video service by the holder.
- (C) The exchanges or local units of government in which the holder added cable service or video service in the prior year.

(2) Low-income household information:

- (A) The number of low-income households in the holder's footprint in which it offers cable service or video service.
- (B) The number of low-income households in the holder's footprint that are offered access to cable service or video service by the holder.

The Cable and Video Law directs the Commission to include the deployment information supplied to it by holders of State-issued video and cable services authorizations in an annual report to the General Assembly. Section 21-1101(k) of the Cable and Video Law⁶ provides that:

The Commission, within 30 days of receiving the first report from holders under this Section, and annually no later than July 1 thereafter, shall submit to the General Assembly a report that includes, based on year-end data, the information submitted by holders pursuant to subdivisions (1) and (2) of subsections (j), (j-5), and (j-10) of this Section. The Commission shall make this report available to any member of the public or any local unit of government upon request. All information

⁵ Section 21-1101(d) addresses all holders other than those referenced in Section 21-1101(c). Within 3 years, such holders shall provide cable or video service to at least 35% of the households within each exchange or local unit of government within its service area. Within 5 years, such holders shall provide cable or video service to at least 50% of the households within each exchange or local unit of government within its service area. Section 21-1101(d) holders are also required to deploy cable or video service so that at least 30% of the total households with access to the holder's cable or video service shall be low-income. The holder is also obligated to provide access to cable or video service to a percentage of low-income households in each exchange or local unit of government that is at least equal to the percentage of the total low-income households within that exchange or local unit of government.

⁶ 220 ILCS 5/21-1101(k).

submitted to the Commission and designated by holders as confidential and proprietary shall be subject to the disclosure provisions in subsection (c) of Section 21-401 of this Act. No individually identifiable customer information shall be subject to public disclosure.

Commission Activities Related to the Cable and Video Competition Law of 2007

Since the Cable and Video Law took effect on June 30, 2007, the Commission has approved twenty-two applications from companies seeking authorization to provide cable or video services.

- On October 24, 2007 in Docket No. 07-0493, the Commission approved the application of Illinois Bell Telephone Company (“AT&T Illinois”) to provide video service, and authorized AT&T Illinois to use, occupy and construct facilities in the public rights of way for the delivery of video service in the service area footprint.
- On April 21, 2010 in Docket No. 10-0048, the Commission approved WideOpenWest Illinois, LLC’s application to provide video service, and authorized WideOpenWest Illinois, LLC to use, occupy and construct facilities in the public rights of way for the delivery of video service in the service area footprint.
- On February 10, 2011 in Docket No. 11-0029, the Commission approved Highland Communication Services’ application to provide video service, and authorized Highland Communication Services to use, occupy and construct facilities in the public rights of way for the delivery of video service in the service area footprint.
- On January 23, 2014 in Docket Nos. 14-0009, 14-0010, 14-0109, and 14-0194, the Commission approved Mediacom Illinois LLC’s application to provide cable service, and authorized Mediacom Illinois LLC to use, occupy and construct facilities in the public rights of way for the delivery of cable service in the service area footprint.
- On March 5, 2014 in Docket Nos. 14-0100, 14-0193, and 14-0195, the Commission approved MCC Illinois LLC’s application to provide cable service, and authorized MCC Illinois LLC to use, occupy and construct facilities in the public rights of way for the delivery of cable service in the service area footprint.
- On August 1, 2014 in Docket No. 14-0450, the Commission approved the application of US Sonet LLC to provide cable service, and authorized US Sonet LLC to use, occupy and construct facilities in the public rights of way for the delivery of cable service in the service area footprint.
- On September 19, 2014 in Docket Nos. 14-0531, 14-0532 and 14-0533, the Commission approved the application of three Comcast affiliates, Comcast of

Florida/Georgia/Illinois/Michigan, LLC, Comcast of Illinois III, Inc. d/b/a CHICAGO CABLE TV-IV, and Comcast of South Chicago, Inc. to provide cable service, and authorized Comcast to use, occupy and construct facilities in the public rights of way for the delivery of cable service in Chicago vicinity known as Chicago Areas 2 and 3, Chicago Area 4, and Chicago Area 5, respectively. At its April 23, 2015 Bench Session, the Commission approved the application of the Comcast affiliate Comcast of Chicago, Inc. to also provide cable service in Chicago Area 1.

- On March 12, 2015 in Docket No. 15-0118, the Commission approved the application of Computer Techniques, Inc. d/b/a CTI Fiber to provide cable service, and authorized Computer Techniques, Inc. d/b/a CTI Fiber to use, occupy and construct facilities in the public rights of way for the delivery of cable service in the service area footprint.
- On March 26, 2015 in Docket No. 15-0170, the Commission approved the application of Illinois Rural Electric Cooperative to provide video service, and authorized Illinois Rural Electric Cooperative to use, occupy and construct facilities in the public rights of way for the delivery of video service in Calhoun County, the Village of Bluffs, and the Cities of Barry and Winchester.
- On June 5, 2015 in Docket No. 15-0352, the Commission approved the application of Mediacom Southeast LLC to provide cable service, and authorized Mediacom Southeast LLC to use, occupy and construct facilities in the public rights of way for the delivery of cable service in the Village of Alto Pass.
- On July 9, 2015 in Docket No. 15-0396, the Commission approved the application of RCN Telecom Services of Illinois, LLC to provide cable service, and authorized RCN Telecom Services of Illinois, LLC to use, occupy and construct facilities in the public rights of way for the delivery of cable service in the Village of Lincolnwood.
- On February 24, 2016 in Docket No. 16-0051, the Commission approved the application of Co-Mo Comm, Inc. to provide video service, and authorized Co-Mo Comm, Inc. to use, occupy and construct facilities in the public rights of way for the delivery of video service in Scott and Calhoun Counties, the Village of Bluffs, and the Cities of Barry and Winchester.
- On June 1, 2016 in Docket No. 16-0311, the Commission approved the application of iTV-3, LLC d/b/a iTV-3 of Central Illinois, LLC to use, occupy and construct facilities in the public rights of way for the delivery of video service in Champaign/Urbana and the Village of Dunlap.
- On October 19, 2016, in Docket No. 16-0445, the Commission approved the amended application of Frontier North Inc. to use, occupy and construct facilities

in the public rights of way for the delivery of video service in its service area footprint. Frontier North Inc. subsequently experienced negotiation difficulty on retransmission rights, and on March 13, 2017 submitted a supplemental amended application seeking re-authorization, which the Commission granted on April 7, 2017.

- On January 11, 2017 in Docket No. 16-0592, the Commission approved the application of Wabash Independent Networks, Inc. to use, occupy and construct facilities in the public rights of way for the delivery of video service in the Villages of Odin, Iuka, and Sandoval.
- On May 10, 2017 in Docket No. 17-0199, the Commission approved the application of Consolidated Communications Enterprise Services, Inc. to use, occupy and construct facilities in the public rights of way for the delivery of video service in 41 central Illinois communities.
- On June 7, 2017 in Docket No. 17-0245, the Commission approved the application of Zito Midwest LLC to use, occupy and construct facilities in the public rights of way for the delivery of video service in Jackson County.
- On September 27, 2017 in Docket No. 17-0365, the Commission approved the application of Telecommunications Management, LLC d/b/a New Wave Communications to use, occupy and construct facilities in the public rights of way for the delivery of video service in the Village of Oreana.
- On September 27, 2017 in Docket No. 17-0378, the Commission approved the application of Frontier Communications of Illinois, Inc. to use, occupy and construct facilities in the public rights of way for the delivery of video service in Illinois communities.
- On December 13, 2017 in Docket No. 17-0584, the Commission approved the application of Madison Communications, Inc. to use, occupy and construct facilities in the public rights of way for the delivery of video service in certain areas of Madison County.
- On January 25, 2018 in Docket No. 18-0036, the Commission approved the application of Pavlov Media Cable Illinois, LLC to use, occupy and construct facilities in the public rights of way for the delivery of video service in Monticello.
- On June 14, 2018 in Docket No. 18-1007, the Commission approved the application of Cass Cable TV, Inc. to use, occupy and construct facilities in the public rights of way for the delivery of video service in the villages of Bath, Forest City, and Tallula.

Summary of Reports

AT&T Illinois' Eleventh Annual Report to the Commission

On March 20, 2019, AT&T Illinois submitted to the Commission a document entitled "Re: Docket 07-0493 AT&T Illinois Eleventh Annual Video Service Access Report," included as Attachment A. The AT&T Illinois report consists of a summary letter, a page of Definitions and Descriptions, and one attachment for the year ending December 31, 2018.

For 2013, AT&T Illinois reported satisfying the requirements of Section 21-1101(c) of the Cable and Video Law. Accordingly, AT&T Illinois' Eleventh Annual Report was submitted in compliance with Section 21-1101(j-5) of the Cable and Video Law, which is described in the Introduction section of this report. AT&T Illinois reported, among other information:

- The number of households in AT&T Illinois' telecommunications service area within the Champaign & Springfield-Decatur DMA in which it offers video service has increased from 97,198 in 2017 to 99,083 in 2018, a build out of 43%.
- The number of households in AT&T Illinois' telecommunications service area within the Chicago DMA in which it offers video service has increased from 2,579,412 in 2017 to 2,624,321 in 2018, a build out of 68%.
- The number of households in AT&T Illinois' telecommunications service area within the St. Louis DMA in which it offers video service has increased from 84,275 in 2017 to 85,319 in 2018, a build out of 35%.
- The number of households in AT&T Illinois' telecommunications service area in the State that are offered access to video service by AT&T Illinois has increased from 2,760,884 in 2017 to 2,808,723 in 2018, a build out of 60%.
- The number of exchanges or local units of government in which AT&T Illinois added video service was 0 in 2018.
- The number of low-income households in AT&T Illinois' telecommunications service area within the Champaign & Springfield-Decatur DMA in which it offers video service has increased from 43,669 in 2017 to 44,526 in 2018, a low-income build out of 45% which is greater than the footprint low-income of 41%.
- The number of low-income households in AT&T Illinois' telecommunications service area within the Chicago DMA in which it offers video service has increased from 731,607 in 2017 to 743,837 in 2018, a low-income build out of 28% which is equal to the footprint low-income of 28%.
- The number of low-income households in AT&T Illinois' telecommunications service area within the St. Louis DMA in which it offers video service has increased from 28,636 in 2017 to 29,026 in 2018, a low-income build out of 34% which is less than the footprint low-income of 36%.

- The number of low-income households in AT&T Illinois' telecommunications service area in the State that are offered access to video service by AT&T Illinois has increased from 803,911 in 2017 to 817,389 in 2018, a low-income build out of 29% which is less than the footprint low-income of 30%.

WideOpenWest Illinois, LLC's Ninth Annual Report to the Commission

WideOpenWest Illinois, LLC provided its ninth annual report to the Commission on January 31, 2019, included as Attachment B. WideOpenWest Illinois, LLC indicated that, as of December 31, 2018, its State-Issued Authorization area encompassed 24 service areas, including the cities of Chicago (Area 5), Naperville, Elgin, and Schaumburg.

WideOpenWest Illinois, LLC added no new exchanges or local units of government from last year's report.

WideOpenWest, LLC indicated that it offers cable service to 453,026 of its 530,937 households, or 85%. WideOpenWest Illinois, LLC provides a low-income build out of 34% which is greater than its footprint low-income of 29%.

Highland Communication Services Eighth Report to the Commission

Highland Communication Services provided its eighth annual report to the Commission on March 29, 2019, included as Attachment C. Highland Communication Services provides video services for the City of Highland and surrounding areas.

Highland Communications Services added no new exchanges or local units of government from last year's report.

Highland Communication Services indicated that it offers cable service to 4,158 of its 4,822 households, or 86%. Highland Communications Services provides a low-income build out of 30% which is greater than its footprint low-income of 29%.

Mediacom Illinois LLC's Fifth Report to the Commission

Mediacom Illinois LLC submitted its fifth annual report on March 13, 2019 for the year ending December 31, 2018, included as Attachment D. Mediacom Illinois LLC provides cable services to 248 distinct service areas throughout Illinois, including Carbondale, Effingham, Marion, Murphysboro, and Mattoon.

Mediacom Illinois LLC added 33 new exchanges or local units of government from last year's report.

Mediacom Illinois LLC indicated that it now offers cable service to 261,516 of its 949,932 households, or 27%. Mediacom Illinois LLC provides a low-income build out of 41% which is greater than its footprint low-income of 34%. In areas where Mediacom Illinois LLC is

an incumbent provider of cable services it is, pursuant to Section 21-301(b) “obligated to provide access to cable services or video services within any local unit of government at the same levels required by the local franchising authorities for the local unit of government on June 30, 2007.”

MCC Illinois LLC’s Fifth Report to the Commission

MCC Illinois LLC submitted its fifth annual report on March 13, 2019 for the year ending December 31, 2018, included as Attachment E. Mediacom Illinois LLC identified 51 cable service areas, including Moline, Williamson County and Coles County.

MCC Illinois LLC added nine new exchanges or local units of government from last year’s report.

MCC Illinois LLC indicated that it offers cable service to 90,382 of its 210,508 households, or 43%. MCC Illinois LLC provides a low-income build out of 39% which is less than its low-income footprint of 41%. In areas where MCC Illinois LLC is an incumbent provider of cable services it is, pursuant to Section 21-301(b) “obligated to provide access to cable services or video services within any local unit of government at the same levels required by the local franchising authorities for the local unit of government on June 30, 2007.”

US Sonet LLC’s (“Lightspeed”) Final Report to the Commission

US Sonet LLC’s service territory was acquired by Wabash Independent Networks on March 24, 2017.

Comcast’s Fifth Report to the Commission

Comcast of Florida/Georgia/Illinois/Michigan, LLC, Comcast of Illinois III, Inc. d/b/a CHICAGO CABLE TV-IV, and Comcast of South Chicago, Inc. received State-issued authorization to provide cable services to the City of Chicago Areas 2, 3, 4 and 5 on September 19, 2014. Comcast of Chicago, Inc. received Commission approval to provide cable service to the City of Chicago Area 1 on April 23, 2015. Comcast of Florida/Georgia/Illinois/Michigan, LLC, Comcast of Illinois III, Inc. d/b/a CHICAGO CABLE TV-IV, Comcast of South Chicago, Inc., and Comcast of Chicago, Inc. (“Comcast”) submitted its fifth annual report on January 14, 2019 for year ending December 31, 2018, included as Attachment F.

Comcast reported that, with respect to the City of Chicago, Comcast is an “incumbent cable operator” because Comcast, on January 1, 2007, provided cable service in and throughout the City of Chicago pursuant to franchise agreements. Pursuant to and in accordance with those local franchise agreements, Comcast provided cable service access to 100% of low-income households throughout its City of Chicago “footprint.”

Because Comcast is an incumbent cable operator under the Cable and Video Competition Law of 2007 (“Act”), Comcast must provide cable access in its service territory (i.e., City of Chicago) on the same terms and in a geographic area no smaller than it did on June 30, 2007. Comcast reports it is fully compliant with these obligations under the Act.

Comcast states that the United States Census Bureau’s most recent estimate of the number of “low-income households,” as defined in Section 21-201(p) of the Illinois Public Utilities Act, located within the City of Chicago is 375,137, and that Comcast provides access to 100% of those low-income households.

Computer Techniques, Inc. d/b/a CTI Fiber’s Fourth Report to the Commission

Computer Techniques, Inc. d/b/a CTI Fiber submitted its fourth annual report on February 4, 2019 for the year ending December 31, 2018, included as Attachment G. Computer Techniques, Inc. d/b/a CTI Fiber provides cable services to Taylorville and Langleyville, adding Hillsboro and Nokomis report as new exchanges or local units of government since last year’s report.

Computer Techniques, Inc. d/b/a CTI Fiber indicated that it offers cable service to 5,877 of its 7,964 households, or 74%. Computer Techniques, Inc. d/b/a CTI Fiber provides a low-income build out of 43% which is greater than its footprint low-income of 41%.

Illinois Electric Cooperative FKA Illinois Rural Electric Cooperative’s Fourth Report to the Commission

Illinois Electric Cooperative FKA Illinois Rural Electric Cooperative submitted its fourth annual report on April 1, 2019 for the year ending December 31, 2018, included as Attachment H. Illinois Electric Cooperative FKA Illinois Rural Electric Cooperative provides video services to the City of Winchester and the Village of Bluffs, with no additional exchanges from last year.

Illinois Electric Cooperative FKA Illinois Rural Electric Cooperative indicated that it offers cable service to all 1,369 households, or 100%. Illinois Electric Cooperative FKA Illinois Rural Electric Cooperative provides a low-income build out of 14% which is equal to its footprint low-income of 14%.

Mediacom Southeast LLC’s Fourth Report to the Commission

Mediacom Southeast LLC submitted its fourth annual report on March 13, 2019 for the year ending December 31, 2018, included as Attachment I. Mediacom Southeast LLC provides cable services to areas such as Randolph County and Royalton, with no additional exchanges from last year.

Mediacom Southeast LLC indicated that it offers cable service to 2,025 of its 13,932 households, or 15%, short of its upcoming 5-year 50% build out compliance requirement per Section 21-1101(d)(1) of the PUA. Mediacom Southeast LLC provides a low-income build out of 43% which is greater than its footprint low-income of 14%.

RCN Telecom Services of Illinois, LLC's Fourth Report to the Commission

RCN Telecom Services of Illinois, LLC submitted its fourth annual report on April 1, 2019 for the year ending December 31, 2018, included as Attachment J. RCN Telecom Services of Illinois, LLC provides cable services to Evanston and the Village of Lincolnwood, with no additional exchanges from last year.

RCN Telecom Services of Illinois, LLC indicated that it offers cable service to 22,660 of its 29,016 households, or 78%, already surpassing the 5-year 50% build out compliance requirements per Section 21-1101(d)(1) of the PUA. RCN Telecom Services of Illinois, LLC provides a low-income build out of 15% which is equal to its footprint low-income of 15%.

Co-Mo Comm, Inc.'s Third Report to the Commission

Co-Mo Comm, Inc. submitted its corrected third annual report on May 6, 2019 for the year ending December 31, 2018, included as Attachment K. Co-Mo Comm, Inc. provides cable services to 26 governmental units in west-central Illinois including the counties of Hancock, Brown and Scott.

Co-Mo Comm, Inc. reported that it offers cable service to all 10,054 households, or 100%, surpassing the 3-year 35% and 5-year 50% build out compliance requirements per Section 21-1101(d)(1) of the PUA.

Co-Mo Comm, Inc.'s report indicates it just missed compliance relative to the low-income provision of Section 21-1101(d)(2) of the PUA that requires at least 30% of the total households with access to its cable or cable services to be low-income within 3 years after the date that it received authorization from the Commission to provide service. As of December 31, 2018, Co-Mo Comm, Inc. reports a 28% low-income build out.

Co-Mo Comm, Inc. reports compliance with the low-income provisioning requirement of Section 21-1101(d)(2) of the PUA, which requires Co-Mo Comm, Inc. to provide access to a percentage of low-income households that is at least equal to the percentage of the total low-income households within the local unit of government that it serves. Co-Mo Comm, Inc. provides a low-income build out of 28% which is equal to its footprint low-income of 28%

iTV-3, LLC d/b/a iTV-3 of Central Illinois, LLC's Third Report to the Commission

iTV-3, LLC d/b/a iTV-3 of Central Illinois, LLC submitted its third annual report on April 22, 2019 for the year ending December 31, 2018, included as Attachment L. iTV-3, LLC d/b/a iTV-3 of Central Illinois, LLC provides cable services to Champaign/Urbana and the Village of Dunlap, with no additional exchanges from last year.

iTV-3, LLC d/b/a iTV-3 of Central Illinois, LLC reported that it offers cable service to 10,260 of its 50,284 households, or 20%, which is below the 3-year 35% build out compliance requirements per Section 21-1101(d)(1) of the PUA.

iTV-3, LLC d/b/a iTV-3 of Central Illinois, LLC's report indicates it is not in compliance relative to the low-income provision of Section 21-1101(d)(2) of the PUA that requires at least 30% of the total households with access to its cable or cable services to be low-income within 3 years after the date that it received authorization from the Commission to provide service. As of December 31, 2018, iTV-3, LLC d/b/a iTV-3 of Central Illinois, LLC reports an 11% low-income build out.

iTV-3, LLC d/b/a iTV-3 of Central Illinois, LLC is not in compliance with the low-income provisioning requirement of Section 21-1101(d)(2) of the PUA, which requires iTV-3, LLC d/b/a iTV-3 of Central Illinois, LLC to provide access to a percentage of low-income households that is at least equal to the percentage of the total low-income households within the local unit of government that it serves. iTV-3, LLC d/b/a iTV-3 of Central Illinois, LLC provides a low-income build out of 11% which is less than its footprint low-income of 44%

Frontier North Inc.'s and Frontier Communications' (Frontier) First Report to the Commission

Frontier submitted its first annual report on April 1, 2019 for the year ending December 31, 2018, included as Attachment M. Frontier provides cable services to central Illinois communities such as Bloomington, Heyworth, Colfax and Stanford.

Frontier reported that it offers cable service to 42,152 of its 60,342 households, or 70%, surpassing the 3-year 35% and 5-year 50% build out compliance requirements per Section 21-1101(d)(1) of the PUA.

Frontier has not yet met the low-income provision of Section 21-1101(d)(2) of the PUA that requires at least 30% of the total households with access to its cable or cable services to be low-income within 3 years after the date that it received authorization from the Commission to provide service. As of December 31, 2018, Frontier reports a 13% low-income build out.

Frontier's report shows compliance with the low-income provisioning requirement of Section 21-1101(d)(2) of the PUA, which requires Frontier to provide access to a percentage of low-income households that is at least equal to the percentage of the total low-income households within the local unit of government that it serves. Frontier provides a low-income build out of 13% which is equal to its footprint low-income of 13%.

Wabash Communications' (formerly Wabash Independent Networks, Inc.) Second Report to the Commission

Wabash Communications submitted its second annual report on March 14, 2019 for the year ending December 31, 2018, included as Attachment N. Wabash Communications provides cable services to Odin, Iuka, and Sandoval, with no additional exchanges from last year.

Wabash Communications reported that it offers cable service to 154 of its 515 households, or 30%, which does not yet meet the 3-year 35% build out compliance requirement per Section 21-1101(d)(1) of the PUA.

Wabash Communications' report indicates it is in compliance relative to the low-income provision of Section 21-1101(d)(2) of the PUA that requires at least 30% of the total households with access to its cable or cable services to be low-income within 3 years after the date that it received authorization from the Commission to provide service. As of December 31, 2018, Wabash Communications reports a 36% low-income build out.

Wabash Communications is not yet in compliance with the low-income provisioning requirement of Section 21-1101(d)(2) of the PUA, which requires Wabash Communications to provide access to a percentage of low-income households that is at least equal to the percentage of the total low-income households within the local unit of governments that it serves. Wabash Communications provides a low-income build out of 36% which is less than its footprint low-income of 40%.

Consolidated Communications Enterprise Services, Inc. First Report to the Commission

Consolidated Communications Enterprise Services, Inc. submitted its first annual report on April 18, 2019 for the year ending December 31, 2018, included as Attachment O. Consolidated Communications Enterprise Services, Inc. provides cable services to 49 central Illinois communities such as Charleston, Effingham, and Hillsboro.

Consolidated Communications Enterprise Services, Inc. reported that it offers cable service to all 65,020 households, or 100%, compliant with both the 3-year 35% and 5-year 50% build out requirements per Section 21-1101(d)(1) of the PUA.

Consolidated Communications Enterprise Services, Inc.'s report indicates it is in compliance relative to the low-income provision of Section 21-1101(d)(2) of the PUA that

requires at least 30% of the total households with access to its cable or cable services to be low-income within 3 years after the date that it received authorization from the Commission to provide service. As of December 31, 2018, Consolidated Communications Enterprise Services, Inc. reports a 36% low-income build out.

Consolidated Communications Enterprise Services, Inc. is also in compliance with the low-income provisioning requirement of Section 21-1101(d)(2) of the PUA, which requires Consolidated Communications Enterprise Services, Inc. to provide access to a percentage of low-income households that is at least equal to the percentage of the total low-income households within the local unit of governments that it serves. Consolidated Communications Enterprise Services, Inc. provides a low-income build out of 36% which is equal to its footprint low-income of 36%.

Accordingly, Consolidated Communications Enterprise Services, Inc. is now reporting relative to the requirements of Section 21-1101(j-10).

Zito Midwest LLC's First Report to the Commission

Zito Midwest LLC submitted its first annual report on April 17, 2019 for the year ending December 31, 2018, included as Attachment P. Zito Midwest LLC provides cable services to 8 southern Illinois governmental units, such as Vienna, Goreville and Galatia.

Zito Midwest LLC reported that it offers cable service to all 4,668 households, or 100%, compliant with the 3-year 35% build out and 5-year 50% requirements per Section 21-1101(d)(1) of the PUA.

Zito Midwest LLC's report indicates it is not yet in compliance relative to the low-income provision of Section 21-1101(d)(2) of the PUA that requires at least 30% of the total households with access to its cable or cable services to be low-income within 3 years after the date that it received authorization from the Commission to provide service. As of December 31, 2018, Zito Midwest LLC reports a 26% low-income build out.

Zito Midwest LLC is in compliance with the low-income provisioning requirement of Section 21-1101(d)(2) of the PUA, which requires Zito Midwest LLC to provide access to a percentage of low-income households that is at least equal to the percentage of the total low-income households within the local unit of governments that it serves. Zito Midwest LLC provides a low-income build out of 26% which is equal to its footprint low-income of 26%.

Telecommunications Management, LLC d/b/a New Wave Communications' Second Report to the Commission

Telecommunications Management, LLC d/b/a New Wave Communications submitted its second annual report on March 26, 2019 for the year ending December 31, 2018, included as Attachment Q. Telecommunications Management, LLC d/b/a New Wave Communications provides cable services to areas such as St. Clair County, Macoupin County, Randolph County, and Macon County, adding 89 additional exchanges from last year.

Telecommunications Management, LLC d/b/a New Wave Communications reported that it offers cable service to 432,040 of its 437,667 households, or 99%. Telecommunications Management, LLC d/b/a New Wave Communications provides a low-income build out of 40% which is greater than its footprint low-income of 39%.

Frontier Communications of Illinois, Inc.

Frontier Communications of Illinois, Inc. consolidated its report with Frontier North Inc. and is included in Attachment M. See Frontier North Inc.'s discussion earlier, which includes Frontier Communications of Illinois, Inc.'s results relative to Section 21-1101(d) of the PUA.

Madison Communications, Inc.'s Second Report to the Commission

Madison Communications, Inc. submitted its second annual report on March 7, 2019 for the year ending December 31, 2018, included as Attachment R. Madison Communications, Inc. provides cable services to certain areas of Madison County, adding the communities of Alhambra, Hamel and Worden from last year.

Madison Communications, Inc. reported that it offers cable service to all 2,525 households, or 100%, already surpassing the 3-year 35% build out as well as the 5-year 50% build out compliance requirements per Section 21-1101(d)(1) of the PUA.

Madison Communications, Inc.'s report indicates it is not yet in compliance relative to the low-income provision of Section 21-1101(d)(2) of the PUA that requires at least 30% of the total households with access to its cable or cable services to be low-income within 3 years after the date that it received authorization from the Commission to provide service. As of December 31, 2018, Madison Communications, Inc. reports a 5% low-income build out.

Madison Communications, Inc. is in compliance with the low-income provisioning requirement of Section 21-1101(d)(2) of the PUA, which requires Madison Communications, Inc. to provide access to a percentage of low-income households that is at least equal to the percentage of the total low-income households within the local unit

of governments that it serves. Madison Communications, Inc. provides a low-income build out of 5% which is equal to its footprint low-income of 5%.

Pavlov Media Cable Illinois, LLC's First Report to the Commission

Pavlov Media Cable Illinois, LLC submitted its first annual report on April 2, 2019 for the year ending December 31, 2018, included as Attachment S. Pavlov Media Cable Illinois, LLC reports that due to technical issues, its expected deployment has been delayed. Currently, Pavlov Media Cable Illinois, LLC has not offered, nor does it provide cable and video service to Illinois customers or subscribers. Pavlov Media Cable Illinois, LLC expects to resolve these issues and begin providing service later this year.

Cass Cable TV, Inc.'s First Report to the Commission

Cass Cable TV, Inc. submitted its first annual report on April 10, 2019 for the year ending December 31, 2018, included as Attachment T. Cass Cable TV, Inc. provides cable services to 6 central Illinois governmental units, such as Morgan County, Sherman, and Tallula.

Cass Cable TV, Inc. reported that it offers cable service to 2,255 of its 15,986 households, or 14%, not yet compliant with the 3-year 35% build out requirement per Section 21-1101(d)(1) of the PUA.

Cass Cable TV, Inc.'s report indicates it is not yet in compliance relative to the low-income provision of Section 21-1101(d)(2) of the PUA that requires at least 30% of the total households with access to its cable or cable services to be low-income within 3 years after the date that it received authorization from the Commission to provide service. As of December 31, 2018, Cass Cable TV, Inc. reports a 16% low-income build out.

Cass Cable TV, Inc. is not yet in compliance with the low-income provisioning requirement of Section 21-1101(d)(2) of the PUA, which requires Cass Cable TV, Inc. to provide access to a percentage of low-income households that is at least equal to the percentage of the total low-income households within the local unit of governments that it serves. Cass Cable TV, Inc. provides a low-income build out of 16% which is less than its footprint low-income of 35%.

Conclusion

As required by the Cable and Video Law, the Commission provides this report summarizing deployment information supplied to it by holders of State-issued video. The Commission will, consistent with its statutory obligations, continue to monitor and annually report on cable and video deployment efforts pursuant to Section 21-1101(k) of the Illinois Public Utilities Act.



Deno Perdiou
Director
External & Regulatory Affairs

AT&T Illinois
555 East Cook St.
Floor 1E
Springfield, IL 62703

Attachment A
Page 1 of 5
T: 217.789.5174
F: 217.789.5223
dp2953@att.com
www.att.com

ORIGINAL

March 20, 2019

RECEIVED
MAR 20 2019

ILLINOIS COMMERCE COMMISSION
CHIEF CLERK'S OFFICE

Ms. Elizabeth A. Rolando
Chief Clerk
Illinois Commerce Commission
527 East Capitol Avenue
Springfield, Illinois 62794

OFFICIAL FILE
ILLINOIS COMMERCE COMMISSION

Re: Docket 07-0493 AT&T Illinois Eleventh Annual Video Service Access Report

Dear Ms. Rolando:

This Eleventh Annual Video Service Access Report issued by Illinois Bell Telephone Company (AT&T Illinois) is transmitted to you for filing.

This filing complies with the annual report requirement in Section 1101(j-5) of the Cable and Video Competition Law of 2013 (the "Act") (220 ILCS 5/21-100. et seq.).

On October 24, 2007, the Illinois Commerce Commission (the "Commission") approved the "Application for State-issued Authorization to Provide Video Service," filed by AT&T Illinois and granted it authority to provide video service in the requested video service area footprint. As a holder of that State-issued authorization, AT&T Illinois is subject to the video service access requirements in Section 21-1101(c) of the Act, and is required to file with the Commission video services access reports no later than April 1 annually. This annual report provides to the Commission the service access information and low-income information required by Section 21-1101(j-5) of the Act.

As demonstrated with the Fifth Annual Video Service Access Report, AT&T Illinois fully satisfied all requirements in subsection (c) as of its filing on March 22, 2013. As such only the subsection (j-5) reporting requirements continue to apply. To satisfy the subsection (j-5) reporting requirement, AT&T Illinois submits Attachment 1.


We respectfully request Commission acceptance of this Report.

Any questions and correspondence regarding this filing should be directed to Deno Perdiou, Director-External & Regulatory Affairs, who may be reached at:

AT&T Illinois
555 East Cook St., Floor 1E
Springfield, IL 62703
Tel. No.: (217) 789-5174

Please acknowledge receipt of this Report by returning the extra copy of this letter.

Sincerely,

A handwritten signature in cursive script that reads "Deno Perdiou" followed by a circled number "16".

Deno Perdiou
Director – External & Regulatory Affairs

Enclosure

AT&T Illinois Eleventh Annual Video Service Access Report

Data as of December 31, 2018

Definitions and Descriptions

Attachment 1 – Statewide and Designated Market Areas

Definitions and Descriptions for Attachments 1

“Access” means that AT&T Illinois is capable of providing video services at the household address using any technology, other than direct-to-home satellite service, which provides two-way broadband internet capability and video programming, content and functionality, regardless of whether any customer has ordered service or whether the owner or landlord or other responsible person has granted access to the household.

“HH” or “Household” means a house, an apartment, a mobile home, a group of rooms, or a single room that is intended for occupancy as separate living quarters. Separate living quarters are those in which the occupants live and eat separately from any other persons in the building and which have direct access from the outside of the building or through a common hall.

“LI” or “Low-income household” means those residential households located within the AT&T Illinois’ existing telecommunications service area where the average annual household income is less than \$35,000 based on the United States Census Bureau estimates adjusted annually to reflect rate of change and distribution.

“Designated Market Area” or “DMA” means a designated market area, as determined by Nielsen Media Research and published in the 1999-2000 Nielsen Station Index Directory and Nielsen Station Index United States Television Household Estimates or any successor publication. For any designated market area that crosses State lines, only households in the portion of the designated market area that is located within AT&T Illinois’ telecommunications service area where access to video service will be offered is included.

“Telco Footprint” shows the number of households in AT&T Illinois’ telecommunications service area at statewide and DMA levels.

“Current Build Footprint” and “Current Build Coverage %” shows the number and percent of households with access to video service in areas within AT&T Illinois’ State-issued authorization at statewide and DMA levels.

“Footprint LI” and “Footprint LI %” shows the number and percent of low-income households in AT&T Illinois’ Telecommunications service area at statewide and DMA levels.

“Current Build LI” and “Current Build LI %” shows the number and percent of low-income households with access to video service in areas within AT&T Illinois’ State-issued authorization at statewide and DMA levels.

Attachment 1

AT&T Illinois Annual Video Service Access Report

State	Telco HH Footprint	Current Build Footprint	Current Build Coverage %	Footprint LI	Current Build LI	Footprint LI%	Current Build LI%
Illinois	4,645,565	2,808,723	60%	1,396,606	817,389	30%	29%

Designated Market Area (DMA)	Telco HH Footprint	Current Build Footprint	Current Build Coverage %	Footprint LI	Current Build LI	Footprint LI%	Current Build LI%
Champaign & Springfield- Decatur	228,996	99,083	43%	93,951	44,526	41%	45%
Chicago	3,852,321	2,624,321	68%	1,092,008	743,837	28%	28%
St. Louis	246,713	85,319	35%	89,117	29,026	36%	34%

Video Service added in 2018
None

Note: Total state households differ from DMA households because DMAs with no video build were removed from this list to improve readability.

Data as of December 31, 2018

January 31, 2019

Chief Clerk

Illinois Commerce Commission

527 East Capitol Ave

Springfield, IL 62701

RE: WideOpenWest Illinois, LLC (WOW): Annual Cable Service Report

Docket Number 10-0218

Dear Clerk:


In Accordance with Section 21-1101(j) of the Public Utilities Act, we enclose for filing WideOpenWest Illinois, LLC's annual cable service information report.

By way of background, WOW filed its "Application for State Issued Authorization to Provide Cable Service" on March 23, 2010, which was approved in this docket on April 21, 2010.

The attached spreadsheet provides household and subscriber information relative to WOW's State Issued Authorization service area footprint as of December 31, 2018.

If you have any questions regarding these matters, please call me at 630-536-3121.

Sincerely,



Dominick Silvio

Director, Operations-Illinois

WideOpenWest Illinois, LLC

4350 Weaver Parkway

Warrenville, IL 60555

CC: Kim Crooks, Darrell Schmitz

Service Area	# of Households	# of Households Passed by WOW!		# of Households w/ Access to WOW!		# of Households w/ Income below \$35K		# of Households Passed by WOW!		# of Households w/ Income access to WOW!		# of Households %
		System	WOW! Video	w/ Access to WOW! Video	w/ Income below \$35K	Below \$35K	System w/ Income access to WOW!	Below \$35K	System w/ Income access to WOW!	Video Service		
Arlington Heights	30,688	23,383	23,383	5,888	5,888	5,888	5,888	5,888	5,888	5,888	25.18%	
Calumet City	13,972	12,741	12,741	6,329	6,329	6,329	6,329	6,329	6,329	6,329	49.67%	
City of Chicago (Area 5)*	207,087	172,751	172,751	79,970	79,970	79,970	79,970	79,970	79,970	79,970	46.29%	
Chicago Heights	10,509	10,317	10,317	4,522	4,522	4,522	4,522	4,522	4,522	4,522	43.83%	
Crestwood	4,789	3,776	3,776	1,482	1,482	1,482	1,482	1,482	1,482	1,482	39.25%	
Des Plaines	22,191	17,408	17,408	5,198	5,198	5,198	5,198	5,198	5,198	5,198	29.86%	
Elgin	35,075	34,659	34,659	9,894	9,894	9,894	9,894	9,894	9,894	9,894	28.55%	
Glen Ellyn	10,577	9,819	9,819	2,288	2,288	2,288	2,288	2,288	2,288	2,288	23.30%	
Glendale Heights	11,329	7,974	7,974	2,676	2,676	2,676	2,676	2,676	2,676	2,676	33.56%	
Glenview	16,863	11,918	11,918	3,139	3,139	3,139	3,139	3,139	3,139	3,139	26.34%	
Mount Prospect	20,290	13,048	13,048	4,457	4,457	4,457	4,457	4,457	4,457	4,457	34.16%	
Naperville	50,073	49,100	49,100	6,562	6,562	6,562	6,562	6,562	6,562	6,562	13.36%	
Oak Forest	10,209	9,400	9,400	2,166	2,166	2,166	2,166	2,166	2,166	2,166	23.04%	
Palos Park	1,953	2,065	2,065	371	371	371	371	371	371	371	17.97%	
Park Ridge	14,085	13,829	13,829	2,577	2,577	2,577	2,577	2,577	2,577	2,577	18.63%	
Prospect Heights	6,078	5,728	5,728	1,415	1,415	1,415	1,415	1,415	1,415	1,415	24.70%	
Robbins	1,800	1,741	1,741	1,077	1,077	1,077	1,077	1,077	1,077	1,077	61.86%	
Rolling Meadows	8,983	5,973	5,973	2,229	2,229	2,229	2,229	2,229	2,229	2,229	37.32%	
Schaumburg	30,011	23,455	23,455	5,197	5,197	5,197	5,197	5,197	5,197	5,197	22.16%	
South Holland	7,343	7,784	7,784	1,847	1,847	1,847	1,847	1,847	1,847	1,847	23.73%	
Streamwood	13,260	11,726	11,726	2,324	2,324	2,324	2,324	2,324	2,324	2,324	19.82%	
UNC Cook County	482	519	519	69	69	69	69	69	69	69	13.29%	
UNC Dupage County	1,077	1,133	1,133	0	0	0	0	0	0	0	0%	
Gilberts	2,213	2,779	2,779	97	97	97	97	97	97	97	3.50%	
WOW! Illinois Total	530,937	453,026	453,026	151,774	151,774	151,774	151,774	151,774	151,774	151,774	33.50%	

Data on Area 5 is not available. Low income % is based on prorated homes passed multiplied by 39.3% which is the total Chicago low income %



March 29, 2019

Chief Clerk's Office

Illinois Commerce Commission

527 E. Capitol Ave.

Springfield, IL 62701

RE: Highland Communication Services: Annual Cable Service Report, Docket Number 11-0029

Dear Clerk,

In accordance with Section 21-1101(j) of the Public Utilities Act, we enclose for filing Highland Communication Services' annual cable service information report.

By way of background, Highland Communication Services filed its original "Application for State-Issued Authorization to Provide Cable Service" on January 11, 2011, which was approved on January 21, 2011. As of May 19, 2015, Highland Communication Services had completed Phase 1, 2 and 3 of the designated area. Video was operational on December 1, 2011.

The attached spreadsheet provides households and subscriber information relative to Highland Communication Service State-Issued Authorization service area footprint as of March 26, 2019.

Please contact the undersigned if you have any questions.

Sincerely,

A handwritten signature in black ink, appearing to read 'Angela F. Imming', is written over a printed name. The signature is stylized and cursive.

Angela F. Imming

Director, Technology and Innovation, City of Highland

Highland Communication Services
 2019 Annual Cable Services Report
 Docket No. 11-00-29

Phase 1, 2 & 3	Number of Households	Number of Households passed by HCS	Number of Households with Access to HCS Video	Number of Households w/income below \$35,000	Number of households passed by HCS w/income below \$35,000		Number of households w/income <\$35,000 w/access to HCS video service
	4,822	4,158	4,158	1,412	1,238	1,238	1,238



ORIGINAL
OFFICIAL FILE
ILLINOIS COMMERCE COMMISSION

Lauren Predmore
Paralegal, Legal Affairs

March 12, 2019

Illinois Commerce Commission
Chief Clerk Elizabeth Rolando
527 East Capitol Avenue
Springfield, Illinois 62701

RECEIVED
MAR 13 2019

ILLINOIS COMMERCE COMMISSION
CHIEF CLERK'S OFFICE

**RE: Docket 14-0009 Mediacom Illinois LLC
Annual Cable Service Report**

Dear Ms. Rolando:

Please find attached the annual cable service report for Mediacom Illinois LLC ("Mediacom") pursuant to Section 1101(j) of the Cable and Video Competition Law of 2007 (220 ILCS 5/21-100, et. Seq.). Mediacom was granted a state-issued authorization to offer or provide cable or video service on January 23, 2014.

The report provides the required household information for Mediacom's service area footprint as of December 31, 2018.

Should you need anything further, please do not hesitate to contact me using the information below.

Sincerely,

Lauren A. Predmore

**MEDIACOM ILLINOIS LLC
ANNUAL CABLE SERVICE REPORT—AS OF DECEMBER 31, 2018**

	Number of Households in Service Area	Number of Households in Service Area Offered Access to Video Service by Mediacom Illinois LLC	Number of Households in Service Area with Income below \$35,000	Number of Households in Service Area with Income below \$35,000 offered access to Video Service by Mediacom Illinois LLC
LFA	979	917	280	262
VILLAGE OF ARTHUR	559	559	181	181
CITY OF ATLANTA	168	168	84	84
VILLAGE OF BAY VIEW GARDENS	696	696	206	206
VILLAGE OF BEMENT	202	202	83	83
VILLAGE OF BUFFALO	190	190	75	75
VILLAGE OF CAMARGO	9416	9416	6299	6299
CITY OF CARBONDALE	1129	1129	365	365
CITY OF CARTHAGE	1053	1053	459	459
CITY OF CASEY	200	200	66	66
VILLAGE OF CHAPIN	7876	7876	4596	4596
CITY OF CHARLESTON	2526	2526	833	833
CITY OF CHILLICOTHE	3014	3014	1269	1269
CITY OF CLINTON	1285	1285	258	258
VILLAGE OF CORTLAND	223	223	64	64
VILLAGE OF DAWSON	513	513	72	72
VILLAGE OF DUNLAP	5491	5491	2076	2076
CITY OF EFFINGHAM	982	982	294	294
CITY OF EL PASO	1884	1852	333	327
VILLAGE OF ELBURN	1658	1658	578	578
CITY OF FAIRBURY	848	848	433	433
VILLAGE OF FAIRMONT CITY	204	204	61	61
VILLAGE OF FAIRVIEW	854	854	268	268
CITY OF FARMER CITY	872	872	305	305
CITY OF FARMINGTON	51	51	27	27
VILLAGE OF GARRETT	114	114	33	33
VILLAGE OF GAYS	1179	1179	160	160
VILLAGE OF GERMANTOWN HILL	188	175	50	47
VILLAGE OF GOOD HOPE	321	267	30	25
VILLAGE OF GOODFIELD	190	190	74	74
VILLAGE OF HAMMOND	96	96	35	35
VILLAGE OF HARTSBURG	170	170	101	101

VILLAGE OF HINCKLEY	814	814	186	186
VILLAGE OF HINDSBORO	144	133	58	54
VILLAGE OF HOPEDALE	388	388	128	128
VILLAGE OF IVESDALE	116	116	46	46
CITY OF JACKSONVILLE	7287	7287	3353	3353
VILLAGE OF JEISYVILLE	55	55	26	26
MADISON COUNTY	107,014	446	33,760	141
VILLAGE OF MAQUON	137	136	38	38
McHENRY COUNTY	110,109	29	7,778	2
VILLAGE OF MECHANICSBURG	218	205	65	61
VILLAGE OF MELVIN	192	192	74	74
VILLAGE OF METAMORA	1309	1309	329	329
VILLAGE OF MIDDLETOWN	142	142	66	66
VILLAGE OF MINIER	491	491	169	169
VILLAGE OF MORRISONVILLE	353	353	121	121
VILLAGE OF MOUNT AUBURN	217	217	77	77
CITY OF NEOGA	625	625	292	292
VILLAGE OF NEW BERLIN	553	553	141	141
CITY OF OAKLAND	363	363	147	147
VILLAGE OF OQUAWKA	610	566	254	236
CITY OF OTTAWA	7668	7668	2831	2831
CITY OF PAXTON	1763	1763	608	608
PEORIA COUNTY	75,406	519	26214	180
CITY OF PONTIAC	4311	4311	1673	1673
VILLAGE OF PORT BYRON	684	684	138	138
VILLAGE OF RANTOUL	4974	4974	2240	2240
VILLAGE OF ROANOKE	920	920	199	199
CITY OF ROBINSON	2770	2770	1265	1265
VILLAGE OF ROSEVILLE	453	453	155	155
VILLAGE OF SAN JOSE	218	218	65	65
VILLAGE OF SECOR	151	151	51	51
VILLAGE OF SHERRARD	324	324	95	95
VILLAGE OF SOMONAUK	763	763	211	211
VILLAGE OF SOUTH JACKSONVIL	1557	1557	507	507
VILLAGE OF SPRING BAY	214	214	85	85
VILLAGE OF ST. DAVID	238	238	86	86
VILLAGE OF STANDARD	101	101	26	26
CITY OF STREATOR	5297	5297	2364	2364
VILLAGE OF SUGAR GROVE	3260	3260	247	247
VILLAGE OF TEUTOPOLIS	646	646	138	138
VILLAGE OF TOWANDA	208	208	64	64

CITY OF TUSCOLA	1814	1814	685	685
VILLAGE OF VARNA	160	160	52	52
CITY OF VILLA GROVE	995	995	406	406
VILLAGE OF WASHINGTON PARK	1379	1379	942	942
WINNEBAGO COUNTY	114,299	11	40275	4
VILLAGE OF HUMBOLDT	176	176	65	65
VILLAGE OF HUDSON	642	642	89	89
VILLAGE OF DUNFERMLINE	118	118	50	50
VILLAGE OF PONTOOSUC	43	43	20	20
VILLAGE OF CLEARLAKE	112	112	36	36
VILLAGE OF SHABBONA	346	346	128	128
VILLAGE OF ALTONA	195	195	88	88
VILLAGE OF KIRKLAND	629	629	188	188
VILLAGE OF CALEDONIA	76	76	14	14
CITY OF MARION	7424	7424	3200	3200
CITY OF ALTAMONT	836	836	342	342
VILLAGE OF ANDOVER	234	234	66	66
VILLAGE OF AVON	299	299	141	141
VILLAGE OF BELLFLOWER	133	133	35	35
VILLAGE OF BRIMFIELD	353	353	102	102
VILLAGE OF BULPITT	118	100	61	52
VILLAGE OF CANTRALL	63	63	27	27
VILLAGE OF CAPRON	530	530	173	173
CITY OF CARBONDALE	9416	9416	6299	6299
VILLAGE OF CERRO GORDO	498	498	113	113
TOWN OF CHATSWORTH	494	494	298	298
CITY OF CHENOA	728	728	226	226
VILLAGE OF COLFAX	403	403	154	154
VILLAGE OF CORNELL	163	163	56	56
VILLAGE OF CULLOM	246	246	104	104
VILLAGE OF DEER CREEK	295	295	66	66
CITY OF DELAVAN	630	630	230	230
VILLAGE OD DESOTO	600	600	283	283
DOUGLAS COUNTY	6023	6023	1976	1976
CITY OF EARLVILLE	709	709	327	327
VILLAGE OF EDINBURG	438	438	114	114
CITY OF ELMWOOD	850	850	216	216
VILLAGE OF EMDEN	163	163	59	59
VILLAGE OF ENERGY	452	452	207	207
VILLAGE OF FARINA	235	235	96	96
VILLAGE OF GLASFORD	407	407	125	125

VILLAGE OF GRANT PARK	504	504	100	100
GRUNDY COUNTY	18,509	91	4,477	22
VILLAGE OF HAMPSHIRE	1972	1972	240	240
CITY OF HENRY	987	987	373	373
VILLAGE OF HEYWORTH	1,060	1,060	245	245
VILLAGE OF HOPEWELL	157	157	21	21
VILLAGE OF INDUSTRY	188	188	66	66
JACKSON COUNTY	23,663	499	12,076	255
VILLAGE OF LELAND	330	330	89	89
VILLAGE OF LODA	163	163	63	63
VILLAGE OF MANLIUS	169	169	85	85
VILLAGE OF MANSFIELD	405	405	145	145
CITY OF MARSHALL	1,700	1,700	707	707
CITY OF MATTOON	7,632	7,632	3,648	3648
VILLAGE OF MCLEAN	354	330	97	90
CITY OF MINONK	855	855	240	240
MOULTRIE COUNTY	3,786	1,464	1,281	495
CITY OF MURPHYSBORO	3,617	3,617	1935	1935
VILLAGE OF OBLONG	626	626	273	273
OTTER CREEK TOWNSHIP	1,123	705	317	199
VILLAGE OF PALESTINE	624	624	285	285
PIATT COUNTY	6,658	1,951	1,538	451
VILLAGE OF PRAIRIE CITY	165	165	78	78
VILLAGE OF PRINCEVILLE	770	770	199	199
READING TOWNSHIP	853	815	257	246
VILLAGE OF RUTLAND	117	117	43	43
VILLAGE OF SAYBROOK	288	288	94	94
VILLAGE OF SIBLEY	138	138	56	56
SOUTH OTTAWA TOWNSHIP	3,097	3097	730	730
VILLAGE OF ST. AUGUSTINE	62	62	28	28
CITY OF ST. ELMO	560	560	324	324
VILLAGE OF STANFORD	212	212	49	49
VILLAGE OF STEWARDSON	305	305	99	99
VILLAGE OF STOY	78	78	13	13
VILLAGE OF STRASBURG	238	217	86	78
VILLAGE OF STRAWN	59	59	9	9
CITY OF SULLIVAN	1,935	1,935	958	958
VILLAGE OF THOMASBORO	509	509	170	170
VILLAGE OF TOLEDO	470	470	225	225
VILLAGE OF TOLONO	1,165	1,165	257	257
VILLAGE OF TOLUCA	542	542	189	189

VILLAGE OF TOVEY	219	219	96	96	96
VILLAGE OF TOWER HILL	181	181	74	74	74
VILLAGE OF WAPELLA	245	245	72	72	72
VILLAGE OF WAYNESVILLE	209	209	53	53	53
VILLAGE OF WELDON	171	171	65	65	65
CITY OF WEST FRANKFORT	3,407	3,407	1,771	1,771	1,771
WOODFORD COUNTY	14,489	8918	11,367	6996	6996
VILLAGE OF WOODLAND	144	144	58	58	58
CITY OF YATES	281	281	101	101	101
DAYTON TOWNSHIP	380	380	53	53	53
DE KALB COUNTY	37,367	60	12,220	20	20
VILLAGE OF DWIGHT	1,763	1,763	499	499	499
CITY OF ESSEX	274	274	64	64	64
VILLAGE OF GODLEY	230	230	59	59	59
CITY OF HUTSONSVILLE	195	195	57	57	57
CITY OF MOMENCE	964	964	284	284	284
VILLAGE OF ODELL	407	407	123	123	123
VILLAGE OF PALMER	61	61	21	21	21
CITY OF INDSOR	531	531	241	241	241
VILLAGE OF BIG ROCK	416	416	63	63	63
VILLAGE OF KANSAS	287	287	152	152	152
CITY OF ARCOLA	1,115	1,115	374	374	374
VILLAGE OF COLP	88	88	46	46	46
CITY OF ABINGDON	1,119	1,119	543	543	543
VILLAGE OF SPRING GROVE	1,788	1,788	253	253	253
CITY OF MONTICELLO	2,278	2,278	472	472	472
CITY OF COFFEEN	172	172	82	82	82
CLARK COUNTY	6,647	97	2373	35	35
VILLAGE OF GRIDLEY	542	542	135	135	135
VILLAGE OF ANCHOR	51	51	16	16	16
IROQUOIS COUNTY	11,829	11,766	4,297	4274	4274
MORGAN COUNTY	13,825	6,564	5,268	2501	2501
VILLAGE OF DAVIS JUNCTION	743	743	140	140	140
CITY OF HANNA	595	595	171	171	171
VILLAGE OF FORREST	471	471	128	128	128
VILLAGE OF GERMAN VALLEY	181	181	52	52	52
VILLAGE OF FISHER	715	715	192	192	192
VILLAGE OF MACKINAW	904	904	238	238	238
TOWN OF NAUVOO	531	531	216	216	216
CHAMPAIGN COUNTY	80,442	5,999	30,641	2285	2285
VILLAGE OF CLAY CITY	374	374	181	181	181

VILLAGE OF DELAND	191	191	97	97
VILLAGE OF LUDLOW	131	131	62	62
CITY OF DALLAS	482	482	185	185
VILLAGE OF LOMAX	177	177	98	98
VILLAGE OF LOUISVILLE	473	473	181	181
VILLAGE OF ASHMORE	351	351	115	115
CITY OF LEROY	1,381	1,381	367	367
CITY OF GALVA	1,149	1,149	494	494
VILLAGE OF HENNEPIN	401	401	126	126
VILLAGE OF GIFFORD	338	338	76	76
CITY OF WYOMING	653	653	300	300
CITY OF MAPLE PARK	471	471	108	108
VILLAGE OF CAMBRIDGE	840	840	284	284
VILLAGE OF MAHOMET	2,774	2,774	580	580
VILLAGE OF GRANVILLE	583	583	210	210
VILLAGE OF GREENVIEW	342	342	97	97
VILLAGE OF IRVING	216	216	86	86
CITY OF EUREKA	2,132	2,132	667	667
VILLAGE OF SAUNEMIN	129	129	53	53
VILLAGE OF SHANNON	327	327	117	117
VILLAGE OF MILLEDGEVILLE	448	448	200	200
CITY OF LANARK	684	684	328	328
VILLAGE OF ATWOOD	470	470	235	235
VILLAGE OF HARVEL	90	90	45	45
VILLAGE OF GREENUP	675	675	416	416
VILLAGE OF CRESCENT CITY	270	270	113	113
VILLAGE OF KINCAID	675	675	356	356
VILLAGE OF NEPONSET	201	201	84	84
VILLAGE OF SHELDON	507	507	312	312
CITY OF GENESEO	2,612	2,612	1,020	1,020
UNION COUNTY	6,686	66	3,251	32
VILLAGE OF TAMPICO	283	283	159	159
VILLAGE OF SPARLAND	172	172	84	84
VILLAGE OF SHABBONA	429	429	168	168
VILLAGE OF WASHBURN	391	391	158	158
CITY OF WATSEKA	2,450	2,450	1,481	1,481
CITY OF LACON	775	775	351	351
VILLAGE OF ANNAWAN	407	407	194	194
CITY OF HARRISBURG	3,866	3,866	2,306	2,306
VILLAGE OF TIMBERLANE	317	317	14	14

TOWNSHIP OF BRUCE	5,405	282	2,466	129
VILLAGE OF VICTORIA	118	118	64	64
SANGMON COUNTY	83,673	102	32,613	40
COUNTY OF WARREN	6,802	78	3,235	37
VILLAGE OF BRADFORD	268	268	119	119
VILLAGE OF CRAINVILLE	635	635	236	236
VILLAGE OF LOAMI	337	337	155	155
CITY OF LEXINGTON	817	817	251	251
CITY OF WENONA	443	443	191	191
VILLAGE OF NEW HOLLAND	118	118	45	45
VILLAGE OF ELKHART	173	173	49	49

Total: 949932 261516 325030 107587



ORIGINAL

Lauren Predmore
Paralegal, Legal Affairs

March 12, 2019

Illinois Commerce Commission
Chief Clerk Elizabeth Rolando
527 East Capitol Avenue
Springfield, Illinois 62701

OFFICIAL FILE
ILLINOIS COMMERCE COMMISSION

RECEIVED

MAR 13 2019

**RE: Docket 14-0100 MCC Illinois LLC
Annual Cable Service Report**

ILLINOIS COMMERCE COMMISSION
CHIEF CLERK'S OFFICE

Dear Ms. Rolando:

Please find attached the annual cable service report for MCC Illinois LLC ("Mediacom") pursuant to Section 1101(j) of the Cable and Video Competition Law of 2007 (220 ILCS 5/21-100, et. Seq.). Mediacom was granted a state-issued authorization to offer or provide cable or video service on March 5, 2014.

The report provides the required household information for Mediacom's service area footprint as of December 31, 2018.

Should you need anything further, please do not hesitate to contact me using the information below.

Sincerely,

Lauren A. Predmore

MCC ILLINOIS LLC
ANNUAL CABLE SERVICE REPORT--AS OF DECEMBER 31, 2018

LEA	Number of Households in		Number of Households in		Number of Households in	
	Service Area	Service Area	Service Area Offered Access to Video Service by MCC Illinois LLC	Service Area with Income below \$35,000	Service Area with Income below \$35,000 offered access to Video Service by MCC	Service Area with Income below \$35,000 offered access to Video Service by MCC
CITY OF ALEDO	1578	1578	1578	589	589	589
VILLAGE OF APPLE RIVER	195	195	195	101	101	101
CARROLL COUNTY	6649	6649	210	2357	74	74
VILLAGE OF COAL VALLEY	1499	1499	1499	261	261	261
VILLAGE OF DAVIS JUNCTION	759	759	630	145	120	120
VILLAGE OF DAVIS	268	268	268	89	89	89
CITY OF EAST MOLINE	8546	8546	8546	3558	3558	3558
VILLAGE OF ELIZABETH	376	376	376	191	191	191
CITY OF HAMILTON	1257	1257	1257	409	409	409
VILLAGE OF LYNDON	266	266	266	83	83	83
VILLAGE OF MILAN	2448	2448	2448	1107	1107	1107
CITY OF MOLINE	18114	18114	18114	6054	6054	6054
CITY OF MOUNT CARROLL	754	754	754	334	334	334
VILLAGE OF SHANNON	327	327	327	117	117	117
STEPHENSON COUNTY	19573	19573	39	7778	15	15
VILLAGE OF STOCKTON	828	828	828	329	329	329
VILLAGE OF THOMSON	313	313	313	110	110	110
VILLAGE OF WARREN	632	632	632	228	228	228
WILLIAMSON COUNTY	26758	26758	701	10717	281	281
VILLAGE OF WINNEBAGO	1169	1169	1169	241	241	241
CITY OF SILVIS	3142	3142	3142	1182	1182	1182
VILLAGE OF PECATONICA	905	905	905	225	225	225
VILLAGE OF LENA	1,182	1,182	1,182	426	426	426
VILLAGE OF CLEVELAND	59	59	59	16	16	16
VILLAGE OF HANOVER	398	398	398	156	156	156
COLES COUNTY	21,094	21,094	11,255	9,677	5163	5163

CITY OF PEARL CITY	376	376	130	130
CITY OF GALENA	1,504	1,504	517	517
VILLAGE OF RIDOTT	57	57	19	19
TOWN OF SIGEL	142	142	51	51
ROCK ISLAND COUNTY	60,064	1,936	26,023	839
VILLAGE OF MILLEDGEVILLE	458	458	144	144
VILLAGE OF SCALES MOUND	182	182	67	67
CITY OF WARSAW	667	667	217	217
VILLAGE OF ERIE	610	610	162	162
VILLAGE OF CARBON CLIFF	843	843	421	421
CITY OF ROCK ISLAND	15,451	15,451	6,508	6,508
CITY OF FULTON	1,579	1,579	544	544
VILLAGE OF CHADWICK	217	217	79	79
VILLAGE OF COLONA	1,810	1,810	366	366
VILLAGE OF DURAND	517	517	218	218
CITY OF MARTINSVILLE	537	537	238	238
VILLAGE OF OAK GROVE	278	278	196	196
VILLAGE OF HAMPTON	822	822	215	215
VILLAGE OF ANDALUSIA	464	464	122	122
VILLAGE OF WINSLOW	133	133	62	62
CITY OF PROPHESTOWN	823	823	410	410
CITY OF JOHNSTON CITY	1,452	1,452	973	973
CITY OF SAVANNA	1,396	1,396	814	814
VILLAGE OF ORION	826	826	267	267
VILLAGE OF DAKOTA	211	211	100	100

Total: 210508 90382 85343 35139



January 11, 2019

Ms. Liz Rolando
Chief Clerk
Illinois Commerce Commission
527 East Capitol Avenue
Springfield, Illinois 62701

RECEIVED
JAN 14 2019
ILLINOIS COMMERCE COMMISSION
CHIEF CLERK'S OFFICE

Re: Annual Cable Service Report; Comcast of Chicago, Inc.; Comcast of Georgia/Illinois/Michigan, LLC; Comcast of Illinois III, Inc.; and Comcast of South Chicago, Inc.

Dear Chief Clerk Rolando:

In accordance with Section 21-1101(j) of the Cable and Video Competition Law of 2007 ("Act"), provided below is the Annual Cable Service Report through December 31, 2018, for: Comcast of Chicago, Inc. (Chicago Area 1); Comcast of Georgia/Illinois/Michigan, LLC (Chicago Areas 2 and 3); Comcast of Illinois III, Inc. (Chicago Area 4); and Comcast of South Chicago, Inc. (Chicago Area 5).

With respect to the city of Chicago, Comcast is an "incumbent cable operator"¹ because, on January 1, 2007, Comcast provided cable service in and throughout the city of Chicago pursuant to local franchise agreements. Pursuant to and in accordance with those local franchise agreements, Comcast provided cable service access to 100% of low-income households through its city of Chicago "footprint." Because Comcast is an incumbent cable operator under the Act, Comcast must provide cable access in its service territory (i.e. city of Chicago) on the same terms and in a geographic area no smaller than it did on June 30, 2007. Comcast continues to provide cable access in Chicago at the same levels and throughout the same geographic area as it did on June 30, 2007. Therefore, Comcast is fully compliant with these obligations under the Act.

The United States Census Bureau's most recent estimate of the number of "low-income households,"² as defined in Section 21-201(p) of the Act, located within the city of Chicago is 375,137. Comcast provides access to 100% of low-income households (i.e. 375,137) throughout the city of Chicago.

Please contact me at (224) 229-5036 if you have any questions or need additional information.

Sincerely,

Matthew Summy
Vice President, External Affairs

¹ "Incumbent cable operator" means a person or entity that provided cable services or video services in a particular area under a franchise agreement with a local unit of government pursuant to Section 11-42-11 of the Illinois Municipal Code (65 ILCS 5/11-42-11) or Section 5-1095 of the Counties Code (55 ILCS 5/5-1095) on January 1, 2007. [See 220 ILCS 5/21-201(m)]

² The Census Bureau reported number of "low-income households" has been updated utilizing the 2013-2017 American Community Survey 5-Year Estimate which provide estimates of various demographic data, including household income, annually through the American Community Survey.



1100 Sportsman Dr
Taylorville, IL 62568

www.ctitech.com
(217) 824-6398

RECEIVED

FEB 04 2019

ILLINOIS COMMERCE COMMISSION
CHIEF CLERK'S OFFICE

Chief Clerk's Office
Illinois Commerce Commission
527 E. Capitol Ave.
Springfield, IL 62701

RE: Computer Techniques, Inc. d.b.a CTI Fiber annual cable service report

AF 2/11

Dear Clerk,

In accordance with Section 21-1101(j) of the Public Utilities Act, we enclose for filing Computer Techniques, Inc. d.b.a CTI Fiber's annual cable service information report.

Computer Techniques, Inc. filed for its original "Application for State-Issued Authorization to Provide Cable Service" on February 23rd, 2015 and was approved on March 11th, 2015.

This is Computer Techniques, Inc.'s fourth annual report since authorized to provide cable service. Computer Techniques, Inc. has completed constructing facilities in Taylorville, IL and Langleyville, IL.

The attached spreadsheet provides households and subscriber information relative to Computer Techniques, Inc.'s service area footprint as of January 31st, 2019.

Please contact me if you have any questions.

Sincerely,

Billy J. Williams

President, Computer Techniques, Inc.

Computer Techniques, Inc. d.b.a. CTI Fiber
2019 Annual Cable Services Report

	Number of Households	Number of Households passed by CTI	Number of Households with access to CTI Video	Number of Households with income below \$35k	Number of Households passed by CTI with income below \$35k	Number of households with income below \$35k with access to CTI Video
Taylorville, IL	4906	4906	4906	2124	2124	2124
Langleyville, IL	160	160	160	61	61	61
Hillsboro, IL	1768	363	363	645	152	152
Nokomis, IL	1130	448	448	455	195	195

RECEIVED

FEB 04 2019

ILLINOIS COMMERCIAL COMMISSION
CHIEF CLERK'S OFFICE



Wagner Consulting LLC
A VETERAN-OWNED AND OPERATED MANAGEMENT CONSULTING FIRM

April 1, 2019

Ms. Elizabeth Rolando
Chief Clerk
Illinois Commerce Commission
527 East Capitol Avenue
Springfield, IL 62701

Via e-docket

Re: **Docket No. 15-0170: Illinois Electric Cooperative Annual Cable Service Area Report**

Dear Ms. Rolando:

Herewith for filing with the Illinois Commerce Commission, please find the above-referenced Annual Report in accordance with Section 21-1101(j) of the Illinois Public Utilities Act as follows:

Local Unit of Government	# of Households in Service Area	# of Households in Service Area Passed by IEC Video	# of Low Income Households Passed by IEC Video Service	# of Low Income Households
City of Winchester	787	767	100	100
Village of Bluffs	582	582	96	96
Total	1369	1369	196	196

Illinois Rural Electric Cooperative filed its "Application for State-Issued Authorization to Provide Cable and Video Service Pursuant to Section 401 of the Cable & Video Competition Law of 2007" ("Law") on March 3, 2015.

Please contact the undersigned at 217 620-1018 or pete@wagnerconsulting-usa.com should you have any questions or concerns.

Sincerely,

Peter J. Wagner
Consultant to Illinois Electric Cooperative
Wagner Consulting LLC





OFFICIAL FILE
ILLINOIS COMMERCE COMMISSION

Attachment I
Page 1 of 2

Lauren Predmore
Paralegal, Legal Affairs

ORIGINAL

March 12, 2019

Illinois Commerce Commission
Chief Clerk Elizabeth Rolando
527 East Capitol Avenue
Springfield, Illinois 62701

RECEIVED
MAR 13 2019

ILLINOIS COMMERCE COMMISSION
CHIEF CLERK'S OFFICE

**RE: Docket 15-0352 Mediacom Southeast LLC
Annual Cable Service Report**


Dear Ms. Rolando:

Please find attached the annual cable service report for Mediacom Southeast LLC ("Mediacom") pursuant to Section 1101(j) of the Cable and Video Competition Law of 2007 (220 ILCS 5/21-100, et. Seq.). Mediacom was granted a state-issued authorization to offer or provide cable or video service on June 3, 2015.

The report provides the required household information for Mediacom's service area footprint as of December 31, 2017.

Should you need anything further, please do not hesitate to contact me using the information below.

Sincerely,



Lauren Predmore

Encl.

**MEDIACOM SOUTHEAST LLC
ANNUAL CABLE SERVICE REPORT--AS OF DECEMBER 31, 2016**

	Number of Households in Service Area	Number of Households in Service Area Offered Access to Video Service by Mediacom Southeast LLC	Number of Households in Service Area with Income below \$35,000	Number of Households in Service Area with Income below \$35,000 offered access to Video Service by Mediacom Southeast LLC
LFA	157	157	67	67
PERRY COUNTY	217	217	117	117
CITY OF MOUND	182	182	25	25
VILLAGE OF MONROE CENTER	211	211	90	90
VILLAGE OF NAPLATE	11,907	0	1,044	0
RANDOLPH COUNTY	505	505	257	257
VILLAGE OF ROYALTON	310	310	101	101
VILLAGE OF GREEN VALLEY	443	443	210	210
VILLAGE OF COBDEN				

STATEWIDE TOTALS 13932 2025 1911 867

OFFICIAL FILE
ILLINOIS COMMERCE COMMISSION

ORIGINAL



March 26, 2019

Chief Clerk
Illinois Commerce Commission
527 E. Capitol Avenue
Springfield, IL 62701

RECEIVED
APR 01 2019

RE: Docket Number 15-0396
2018 Annual Cable Service Report
RCN Telecom Services of Illinois, LLC

ILLINOIS COMMERCE COMMISSION
CHIEF CLERK'S OFFICE

Dear Clerk:

Please find attached the Annual Cable Service Report of RCN Telecom Services of Illinois, LLC (RCN). Pursuant to Section 100 IG) of the Cable and Video Competition Law of 2007 (220 ILCS 5/21-100), RCN was granted its Application for State Issued Authorization to Provide Cable Services on July 9, 2015.

The attached spreadsheet provides RCN's required information for RCN State Issued Authorization Service area footprint as of December 31, 2018.

If you should have any questions, please contact me at 609-681-2184.

Sincerely,

A handwritten signature in black ink that reads "Joseph Kahl".

Joseph Kahl
Vice President, Regulatory and External Affairs

Att.

Annual Cable Service Report of RCN Telecom Services of Illinois, LLC

December 31, 2018

Service Area	# of Households	# of Households Passed by RCN	# Households with Access to RCN	# of Households with Income Below \$35,000	# of Households Passed by RCN with Income Below \$35,000	# of Households with Income Under \$35,000 with Access to RCN Services
Lincolnwood, Village of	4,640	4,640	4,304	790	790	790
Evanston	29,016	29,016	22,660	4,352	4,352	4,352



Wagner Consulting LLC
A VETERAN-OWNED AND OPERATED MANAGEMENT CONSULTING FIRM

May 6, 2019

Ms. Elizabeth Rolando
Chief Clerk
Illinois Commerce Commission
527 East Capitol Avenue
Springfield, IL 62701

Via e-docket

Re: Docket No. 16-0051: Co-Mo Comm, Inc. Annual Cable Service Report - corrected

Dear Ms. Rolando:

Herewith for filing with the Illinois Commerce Commission, please find the above-referenced corrected Annual Report in accordance with Section 21-1101(j) of the Illinois Public Utilities Act attached.

Co-Mo Comm, Inc. was granted Authorization to Provide Cable and Video Service Pursuant to Section 401 of the Cable & Video Competition Law of 2007" ("Law") in Commission Docket 16-0051.

Please contact me at 217 620-1018 or pete@wagnerconsulting-usa.com should you have any questions or concerns.

Sincerely,

Peter J. Wagner
Consultant to Co-Mo Comm, Inc.

cc: Mr. John Szymanowski, Co-Mo Comm, Inc.
Ms. Barbie Petree, Co-Mo Comm, Inc.



CO-MO COMM, INC.

Illinois Service Area

ICC # 16-0051

Annual Report of Service Area Footprint

(Filed 2017)

Local Unit of Government	# of Households in Service Area	# of Households In Service Area Passed by Co-Mo Comm Video Service	# of Low Income Households Passed by Co-Mo Comm Video Service	# of Low Income Households in Service Area
City of Barry	572	572	293	293
City of Quincy ⁱ	NA	NA	NA	0
City of Winchester ⁱⁱ	767	767	100	100
Brown County ⁱⁱⁱ	1004	1004	442	442
Calhoun County ^{iv}	0	0	0	0
Hancock County ^v	1090	1090	386	386
McDonough County ^{vi}	223	223	67	67
Pike County ^{vii}	454	454	200	200
Schuyler County ^{viii}	275	275	22	22
Scott County ^{ix}	700	700	196	196
Village of Bluffs ^x	677	677	96	96
Village of Augusta	393	393	118	118
Village of Bowen	245	245	115	115
Village of Coatsburg	146	146	79	79
Village of Golden	376	376	143	143
Village of Perry	187	187	105	105
Village of Plymouth	451	451	176	176
Fowler ^{xi}	435	435	113	113
Paloma ^{xii}	71	71	10	10
Village of Camp Point	489	489	44	44
Village of Clayton	280	280	28	28
Village of Lima	71	71	5	5

Village of Loraine	120	120	18	18
Village of Mendon	325	325	26	26
Village of Ursa	263	263	29	29
Village of La Prairie	361	361	47	47
Marcelline ^{xiii}	NA	NA	NA	█
Total	-----			2860

ⁱ Service in the City of Quincy is governed by a franchise agreement, as modified from time to time, between a third party cable infrastructure provider and the City. Houses-passed is not available at the time of this report.

ⁱⁱ Also reported in ICC Docket 15-0170 by infrastructure provider, IL Rural Electric Cooperative.

ⁱⁱⁱ Service includes the following Census Blocks:

170099704002154 170099704003042 170099704003043 170099705002008
 170099705002109 170099705002111 170099705002116 170099705002117
 170099705002118 170099705002119

^{iv} Service in Calhoun County is governed by special county right-of-way regulations applied to the third party cable infrastructure provider. The Calhoun County ROW rules currently prohibited the provision of service.

^v Service includes the following Census Blocks:

170679543001006 170679543001008 170679543001009 170679543004053
 170679543001023 170679543001024 170679543001025 170679543001010
 170679543001031 170679543001032 170679543001033 170679543001026
 170679543001035 170679543001036 170679543001037 170679543001034
 170679543001039 170679543001041 170679543001042 170679543001038
 170679543001044 170679543001045 170679543001046 170679543001043
 170679543001048 170679543001049 170679543001050 170679543001047
 170679543001052 170679543001054 170679543001055 170679543001051
 170679543001057 170679543001058 170679543001059 170679543001056
 170679543001061 170679543001062 170679543001063 170679543001060
 170679543001065 170679543001066 170679543001067 170679543001064
 170679543001069 170679543001070 170679543001071 170679543001068
 170679543001075 170679543001089 170679543001090 170679543001074
 170679543001139 170679543001140 170679543002134 170679543001137
 170679543004004 170679543004013 170679543004014 170679543004003
 170679543004016 170679543004017 170679543004018 170679543004015
 170679543004022 170679543004023 170679543004024 170679543004019
 170679543004026 170679543004027 170679543004028 170679543004025
 170679543004030 170679543004031 170679543004032 170679543004029
 170679543004034 170679543004036 170679543004037 170679543004033
 170679543004039 170679543004040 170679543004041 170679543004038
 170679543004039 170679543004040 170679543004041 170679543004042

170679543004043	170679543004044	170679543004045	170679543004046
170679543004048	170679543004049	170679543004051	170679543004052
170679543004054	170679543004056	170679543004059	170679543004060
170679543004061	170679543004062	170679543004063	170679543004064
170679543004065	170679543004066	170679543004067	170679543004068
170679543004071	170679543004072	170679543004076	170679543004080

^{vi} Service includes the following Census Blocks:

171090111004097	171090111004141	171090111004142	171090111004143
171090111004147			

^{vii} Service includes the following Census Blocks:

171499524002002	171499524002003	171499524002093	171499524002094
171499524002096	171499524002106	171499524002107	171499524002108
171499524002114	171499524002124	171499524002126	171499524002174
171499524002177	171499524002179	171499524002180	
171499524002181	171499524002182	171499524002191	

^{viii} Service includes the following Census Blocks:

171699701003005	171699701003007	171699701003008	171699701003012
171699701003013	171699701003066	171699701003071	171699701003073

^{ix} Service includes the following Census Blocks:

171719706001056	171719706001062	171719706001048	171719706001071
171719706001083	171719706001063	171719706001074	171719706001078
171719706001080	171719706001052	171719706001086	171719706001059
171719706001077	171719706001050	171719706001073	171719706001079
171719706001047	171719706001076	171719706001046	171719706001058
171719706001043	171719706001060	171719706001061	171719706002102
171719706002072	171719706002103	171719706002075	171719706001075
171719706002100	171719706002025	171719706002070	171719706001010
171719706002034	171719706001081	171719706001084	171719706001085
171719706002026	171719706001051	171719706001039	

* Also reported in ICC Docket 15-0170 by infrastructure provider, IL Rural Electric Cooperative.

^{xi} Unincorporated Adams County.

^{xii} Unincorporated Adams County.

^{xiii} No US Census Data Available.

STATE OF ILLINOIS
ILLINOIS COMMERCE COMMISSION

iTV-3, LLC)
d/b/a iTV-3 of Central Illinois, LLC)
Application for State-Issued Authorization to Provide) **Docket No. 16-0311**
Cable Service Pursuant to Section 401 of the Cable)
and Video Competition Law of 2007)

NOTICE OF FILING

PLEASE TAKE NOTICE that iTV-3, LLC d/b/a iTV-3 of Central Illinois, LLC, through its undersigned counsel, in compliance to 220 ILCS 5/21-1101(j), files the attached report to the Commission for each of the service areas as described in Section 5/21-1101(d) in which it provides access to its cable service in the State.

Dated: April 22, 2019

Respectfully submitted,
iTV-3, LLC d/b/a iTV-3 of Central Illinois, LLC

By: 

Joseph D. Murphy
Meyer Capel
A Professional Corporation
306 W. Church St.
Champaign, IL 61820
Phone: 217-352-0030
Fax: 217-352-9294
Email: jmurphy@meyercapel.com


Docket No. 16-0311

CERTIFICATE OF SERVICE

The undersigned certifies that a copy of the Notice of Filing and attachment was submitted for filing with the Illinois Commerce Commission via e-docket and served upon the following persons by email this 22nd day of April 2019:

James Zolnierek
Case Manager
Illinois Commerce Commission
527 E. Capitol Ave.
Springfield, IL 62701
Email: jim.zolnierek@illinois.gov

Matthew L. Harvey
Office of General Counsel
Illinois Commerce Commission
160 N. LaSalle St., Ste. C-800
Chicago, IL 60601-3104
Email: matthew.harvey@illinois.gov



Joseph D. Murphy

GF 11



RECEIVED
APR 01 2019

**ILLINOIS COMMERCE COMMISSION
CHIEF CLERK'S OFFICE**

April 1, 2019

Ms. Elizabeth A. Rolando
Chief Clerk
Illinois Commerce Commission
527 East Capitol Ave.
Springfield, IL 62701

Re: Video Law Sec. 21-1101 (j) Annual Report

Dear Ms. Rolando:

Frontier Communications submits its Annual TV household data in accordance with Video Law Sec. 21-1101 (j).

a HHs in service area	60,342
b HHs video valid in service area	42,152
c HHs in service area at state level	756,152
d HHs video valid in service area at state level	42,238
e Low income HHs in service area	7,970
f Low income HHs video valid in service area	5,586
g Low income HHs in service area at state level	103,296
h Low income HHs video valid in service area at state level	5,598

Should there be any questions concerning this submission, please do not hesitate to contact me.

Very truly yours,

Shaan Badesha
Manager, Regulatory Affairs
Frontier Communications

STATE OF ILLINOIS
COMMERCE COMMISSION

WABASH INDEPENDENT NETWORKS, INC.)	
)	
Application for State-Issued Authorization to Provide)	Docket No. 16-0592
Cable Service Pursuant to Section 401 of the Cable)	
and Video Competition Law of 2007)	

NOTICE OF FILING

PLEASE TAKE NOTICE that Wabash Independent Networks, Inc., through its undersigned counsel, in compliance to 220 ILCS 5/21-1101(j), files the attached report to the Commission for each of the service areas as described in Section 5/21-1101(d) in which it provides access to its cable service in the State.

Dated: March 14, 2019

Respectfully submitted,

WABASH INDEPENDENT NETWORKS, INC.

By: 

Joseph D. Murphy
Meyer Capel
A Professional Corporation
306 W. Church St.
Champaign, IL 61820
Phone: 217-352-0030
Email: jmurphy@meyercafel.com


CERTIFICATE OF SERVICE

The undersigned certifies that a copy of the Notice of Filing and attachment was submitted for filing with the Illinois Commerce Commission via e-docket and served upon the following persons by email this 14th day of March, 2019:

Jessica L. Cardoni
Administrative Law judge
Illinois Commerce Commission
160 N. LaSalle St., Ste. C-800
Chicago, IL 60601-3104
Email: Jessica.Cardoni@illinois.gov

James Zolnierek
Case Manager
Illinois Commerce Commission
527 E. Capitol Ave.
Springfield, IL 62701
Email: jim.zolnierek@illinois.gov

Marcy A. Sherrill
Office of General Counsel
Illinois Commerce Commission
160 N. LaSalle St., Ste. C-800
Chicago, IL 60601 Marcy.Sherrill@illinois.gov



Joseph D. Murphy



2018 Cable Service Annual Report

Community	Number of Households in Service Area	Number of Households in Service Area Offered Access to Video Service by [MVPD]	Households in Service Area with Income below \$35,000	Households in Service Area with Income below \$35,000 Offered Access to Video Service by [MVPD]
Odin	232	22	90	9
Iuka	225	131	81	47
Sandoval	58	1	34	0
STATEWIDE TOTALS	515	154	205	56



...but you can call us CCI

Prepared by: Julie Poon

4/4/2019

2018 Cable Service Annual Report

Community	Exchange	Number of Households in Service Area	Number of Households in Service Area Offered Access to Video Service by CCI	Households in Service Area with Income below \$35,000	Households in Service Area with Income below \$35,000 Offered Access to Video Service by CCI
Arcola	Arcola	1,130	1,130	318	318
Arthur	Arthur	1,099	1,099	280	280
Ashmore	ashmore	417	417	111	111
Assumption	Assumption	590	590	248	248
Atwood	Atwood	531	531	160	160
Blue Mound	Blue Mound	506	506	164	164
Bulpitt	Kincaid	86	86	30	30
Charleston	charleston	9,127	9,127	4,253	4,253
Cowden	cowden	246	246	116	116
Edinburg	Edinburg	509	509	135	135
Effingham	Effingham	14,816	14,816	4,210	4,210
Farmersville	Farmersville	346	346	100	100
Gays	Gays	120	120	44	44
Hillsboro	Hillsboro	1,768	1,768	573	573
Hindsboro	Oakland	197	197	54	54
Humboldt	Humboldt	214	214	69	69
Irving	Irving	206	206	80	80
Jeiseyville	Kincaid	46	46	13	13
Kincaid	Kincaid	746	746	273	273
Lerna	Mattoon	128	128	37	37

Litchfield	Litchfield	3,687	3,687	3,687	1,429	1,429
Mattoon	Mattoon	8,317	8,317	8,317	3,358	3,358
Morrisonville	Morrisonville	490	490	490	107	107
Mt Auburn	Mt Auburn	269	269	269	77	77
Nokomis	Nokomis	1,130	1,130	1,130	372	372
Oakland	Oakland	171	171	171	67	67
Owaneco	Owaneco	466	466	466	164	164
Pana	Pana	114	114	114	23	23
Raymond	Raymond	3,161	3,161	3,161	1,089	1,089
Shelbyville	Shelbyville	475	475	475	122	122
Sigel	Sigel	2,373	2,373	2,373	1,026	1,026
Stewardson	Stewardson	153	153	153	44	44
Stonington	Stonington	374	374	374	116	116
Strasburg	Strasburg	421	421	421	86	86
Taylor Springs	Taylor Springs	248	248	248	49	49
Taylorville	Taylorville	229	229	229	76	76
Tovey	Tovey	5,441	5,441	5,441	2,047	2,047
Tower Hill	Tower Hill	246	246	246	73	73
Trilla	Mattoon	240	240	240	72	72
Westervelt	Westervelt	248	248	248	17	17
Windsor	Windsor	54	54	54	47	47
Witt	Witt	584	584	584	218	218
Allenville	Allenville	422	422	422	140	140
Beecher City	Cowden	87	87	87	13	13
Butler	Hillsboro	1,833	1,833	1,833	1,282	1,282
Coalton	Nokomis	74	74	74	25	25
Janesville	Charleston	621	621	621	163	163
Langleyville	Taylorville	173	173	173	52	52
Palmer	Morrisonville	91	91	91	26	26
STATEWIDE TOTALS		65,020	65,020	65,020	23,648	23,648

Local Unit of Government	The number of Households in the Holder's telecommunications service area in the State	Number of Households in Service Area	Number of Households in Service Area Offered Access to Video Services by Zito Media	# Low Income Households in Service Area with Income Below \$35,000 (LIHH)	LIHH in Service Area Offered Access to Video Service by Zito Media
Buncombe (Village)	170	170	170	7	7
Creal Springs (City)	528	528	528	145	145
East Cape Girardeau (Village)	428	428	428	168	168
Galatia (Village)	586	586	586	199	199
Goreville (village)	610	610	610	90	90
Raleigh (Village)	553	553	553	113	113
Vienna (City)	1318	1318	1318	403	403
Williamson (County)	475	475	475	71	71
	4668	4668	4668	1197	1197

RECEIVED

APR 17 2019

ILLINOIS COMMERCE COMMISSION
CHIEF CLERK'S OFFICE

OFFICIAL FILE
ILLINOIS COMMERCE COMMISSION

ORIGINAL

Craig A. Gilley
202 434 7459
cagilley@mintz.com



701 Pennsylvania Avenue, NW
Suite 900
Washington, DC 20004
202 434 7300
mintz.com

ORIGINAL

RECEIVED
MAR 26 2019

March 18, 2019

ILLINOIS COMMERCE COMMISSION
CHIEF CLERK'S OFFICE

Illinois Commerce Commission
Chief Clerk Elizabeth Rolando
527 East Capitol Avenue
Springfield, Illinois 62701

OFFICIAL FILE
ILLINOIS COMMERCE COMMISSION

**Re: Docket 17-0365
Telecommunications Management, LLC d/b/a NewWave Communications
Annual Cable Service Report**

Dear Ms. Rolando:

Please find attached the annual cable service report of Telecommunications Management, LLC d/b/a NewWave Communications ("NewWave") pursuant to Section 1001(j) of the Cable and Video Competition Law of 2007 (220 ILCS 5/21-100, et seq.). NewWave was granted a State-issued authorization to offer or provide cable or video service on September 27, 2017. Should there be any questions regarding this report, please contact the undersigned.

Sincerely,

A handwritten signature in black ink, appearing to read 'CAG', written over the printed name of the sender.

Craig A. Gilley
Counsel for NewWave

cc: Emerson Yearwood

LFA	Number of Households in Service Area	Number of Households in Service Area Offered		Households in Service Area with		Households in Service Area	
		Access to Video Service by NewWave	Income below \$35,000	Income below \$35,000	Offered Access to Video Service by NewWave	with Income below \$35,000	Offered Access to Video Service by NewWave
Oreana Village	363	374	119	119	119	119	119
Argenta Village	386	373	116	116	116	116	116
Bond County	6,148	6,148	2,318	2,318	2,318	2,318	2,318
Chester City	2,166	2,267	988	988	988	988	988
Christopher City	1,171	1,222	587	587	587	587	587
Crossville Village	347	292	177	177	177	177	177
Greenville City	1,932	2,029	774	774	774	774	774
Hoopston City	2,223	2,324	901	901	901	901	901
Jersey County	8,830	8,830	2,678	2,678	2,678	2,678	2,678
Jerseyville City	3,491	3,511	1,174	1,174	1,174	1,174	1,174
Macoupin County	18,982	18,982	6,378	6,378	6,378	6,378	6,378
McLeansboro City	1,245	1,278	619	619	619	619	619
Milford Village	592	557	288	288	288	288	288
Montgomery County	10,985	10,985	4,125	4,125	4,125	4,125	4,125
Randolph County	11,895	11,895	4,276	4,276	4,276	4,276	4,276
St. Clair County	102,267	102,267	37,886	37,886	37,886	37,886	37,886
Wabash County	4,871	4,871	1,804	1,804	1,804	1,804	1,804
Wayne County	7,043	7,043	2,785	2,785	2,785	2,785	2,785
Wellington Village	112	114	42	42	42	42	42
Albion City	956	927	468	468	468	468	468
Anna City	1,629	1,793	805	805	805	805	805
Assumption City	549	569	287	287	287	287	287
Auburn City	1,764	1,746	414	414	414	414	414
Belgium Village	185	142	83	83	83	83	83
Benton City	2,945	2,917	1,366	1,366	1,366	1,366	1,366
Bethany Village	552	546	213	213	213	213	213
Blue Mound Village	431	444	159	159	159	159	159
Bridgeport City	757	520	325	325	325	325	325
Brighton Village	874	790	195	195	195	195	195
Brownstown Village	295	265	115	115	115	115	115
Buckner Village	185	191	116	116	116	116	116
Carlinville City	2,015	2,219	831	831	831	831	831
Carmi City	2,189	2,247	1,036	1,036	1,036	1,036	1,036
Carrollton City	1,028	1,121	430	430	430	430	430
Catlin Village	853	774	190	190	190	190	190
Christian County	14,013	14,013	5,375	5,375	5,375	5,375	5,375
Coalton City	132	128	73	73	73	73	73

LFA	Number of Households in Service Area	Number of Households in Service Area Offered		Households in Service Area with		Households in Service Area	
		Access to Video Service by NewWave	Income below \$35,000	Income below \$35,000	Offered Access to Video Service by NewWave		
Dalton City Village	172	167	41	41	41		
DuQuoin City	2,558	2,570	1,404	1,404	1,404		
East Gillespie Village	102	104	26	26	26		
Edgar County	7,716	7,716	3,044	3,044	3,044		
Enfield Village	217	250	122	122	122		
Ewing Village	103	99	46	46	46		
Fairfield City	2,462	2,364	1,242	1,242	1,242		
Farmersville Village	310	245	101	101	101		
Fayette County	7,761	7,761	3,029	3,029	3,029		
Franklin County	16,257	16,257	7,188	7,188	7,188		
Georgetown City	1,438	1,310	628	628	628		
Gillespie City	1,381	1,396	595	595	595		
Girard City	748	705	312	312	312		
Grayville City	733	707	373	373	373		
Hillsboro City	1,572	1,477	584	584	584		
Jasper County	3,781	3,781	1,160	1,160	1,160		
Jonesboro City	791	785	348	348	348		
Lawrence County	5,015	5,015	2,126	2,126	2,126		
Lawrenceville City	2,071	2,077	1,089	1,089	1,089		
Lenzburg City	182	185	84	84	84		
Litchfield City	3,220	3,499	1,413	1,413	1,413		
Macon City	456	499	175	175	175		
Macon County	44,915	44,915	17,127	17,127	17,127		
Manchester Village	119	128	35	35	35		
Marissa Village	738	800	318	318	318		
Mount Carmel City	3,104	3,036	1,396	1,396	1,396		
Moweaqua Village	774	726	248	248	248		
New Athens Village	842	768	258	258	258		
Newton City	1,228	1,211	547	547	547		
Nilwood Village	105	94	39	39	39		
Nokomis City	923	975	414	414	414		
Norris City	606	602	299	299	299		
North City Village	257	277	87	87	87		
Olney City	3,798	3,832	1,818	1,818	1,818		
Owaneco Village	87	80	27	27	27		

LFA	Number of Households in Service Area	Number of Households in Service Area Offered		Households in Service Area with		Households in Service Area	
		Access to Video Service by NewWave	Income below \$35,000	Income below \$35,000	Offered Access to Video Service by NewWave		
Pana City	7,502	2,686	3,919	3,919	3,919		
Paris City	3,754	3,764	1,742	1,742	1,742		
Percy Village	326	326	162	162	162		
Perry County	8,025	8,025	3,362	3,362	3,362		
Pinckneyville City	1,432	1,455	671	671	671		
Ramsey Village	451	457	187	187	187		
Raymond Village	409	361	160	160	160		
Richland County	6,503	6,503	2,588	2,588	2,588		
Roodhouse City	695	766	389	389	389		
Rossville Village	528	576	176	176	176		
Saint Francisville City	279	200	151	151	151		
Schram City Village	312	207	142	142	142		
Sesser City	718	772	301	301	301		
Shelby County	9,044	9,044	3,376	3,376	3,376		
Shelbyville City	2,141	2,207	983	983	983		
Sparta City	1,957	1,797	910	910	910		
St. Johns Village	102	85	42	42	42		
Steeleville Village	866	856	318	318	318		
Stonington Village	360	360	98	98	98		
Sumner City	434	244	228	228	228		
Tamaroa Village	261	191	109	109	109		
Taylor Springs Village	209	199	87	87	87		
Taylorville City	5,018	4,815	2,104	2,104	2,104		
Thayer Village	313	308	104	104	104		
Tifton Village	1,147	1,209	453	453	453		
Union County	6,712	6,712	2,796	2,796	2,796		
Valer Village	766	270	357	357	357		
Vandalia City	1,985	1,954	837	837	837		
Vermillion County	31,531	31,531	12,735	12,735	12,735		
Virden City	1,453	1,411	610	610	610		
Wayne City Village	424	453	144	144	144		
West City Village	304	330	159	159	159		
Westville Village	1,269	1,323	574	574	574		
White County	6,171	6,171	2,467	2,467	2,467		
White Hall City	959	1,000	478	478	478		
Witt City	364	345	167	167	167		
STATEWIDE TOTALS	437,667	432,040	172,342	172,342	172,342		

**STATE OF ILLINOIS
COMMERCE COMMISSION**

MADISON COMMUNICATIONS, INC.)	
)	
Application for State-Issued Authorization to Provide)	Docket No. 17-0584
Cable Service Pursuant to Section 401 of the Cable)	
and Video Competition Law of 2007)	

NOTICE OF FILING

PLEASE TAKE NOTICE that MADISON COMMUNICATIONS, INC., through its undersigned counsel, in compliance with 220 ILCS 5/21-1101(j), files the attached report to the Commission for each of the service areas as described in Section 5/21-1101(d) in which it provides access to its cable service in the State.

Dated: March 07, 2019

Respectfully Submitted,

Madison Communications, Inc.,

By: 

Joseph D. Murphy
MEYER CAPEL
A Professional Corporation
PO Box 6750
Champaign, Illinois 61826-6750
Telephone: 217/352-0030
jmurphy@meyercafel.com


CERTIFICATE OF SERVICE

The undersigned certifies that the NOTICE OF FILING was submitted for filing with the Illinois Commerce Commission via the eDocket electronic filing system and was served upon the following persons by e-mail this 7th day of March, 2019:

John T. Riley, Administrative Law Judge
Illinois Commerce Commission
160 N. LaSalle St., Ste. C-800
Chicago, IL 60601-3104
john.riley@illinois.gov

David Sackett, Case Manager
Illinois Commerce Commission
527 E. Capitol Ave.
Springfield, IL 62701
david.sackett@illinois.gov

Marcy A. Sherrill
Office of General Counsel
Illinois Commerce Commission
160 N. LaSalle St., Ste. C-800
Chicago, IL 60601
Marcy.Sherrill@illinois.gov



Joseph D. Murphy
Meyer Capel
A Professional Corporation
306 W. Church Street
Champaign, IL 61820
(217) 352-0030
jmurphy@meyercapel.com

Community	Number of Households in Service Area	Number of Households in Service Area Offered Access to Video Service by Madison Communications	Households in Service Area with Income below \$35,000	Households in Service Area with Income below \$35,000 Offered Access to Video Service by Madison Communications
Madison County - designated areas only	1,684	1,684	95	95
Village of Alhambra	166	166	2	2
Village of Hamel	274	274	3	3
Village of Worden	401	401	35	35
STATEWIDE TOTALS	2,525	2,525	135	135



Wagner Consulting LLC
A VETERAN-OWNED AND OPERATED MANAGEMENT CONSULTING FIRM

April 2, 2019

Ms. Elizabeth Rolando
Chief Clerk
Illinois Commerce Commission
527 East Capitol Avenue
Springfield, IL 62701

Via e-docket

Re: **Docket No. 18-0036: Pavlov Media Cable Illinois, LLC Annual Cable Service Area Report**

Dear Ms. Rolando:

Herewith for filing with the Illinois Commerce Commission, please find the above-referenced Annual Report in accordance with Section 21-1101(j) of the Illinois Public Utilities Act as follows:

Local Unit of Government	# of Households in Service Area	# of Households in Service Area Passed by Pavlov Video	# of Low Income Households Passed by Pavlov Video Service	# of Low Income Households in Service Area
-				
-				
Total	-	-	-	-

Due to technical issues, Pavlov's expected deployment has been delayed. Currently Pavlov has not offered, nor does it provide cable and video service Illinois customers or subscribers. Pavlov expects to resolve these issues and begin providing service later this year and will report to the Commission accordingly.

Please contact the undersigned at 217 620-1018 or pete@wagnerconsulting-usa.com should you have any questions or concerns.

Sincerely,

Peter J. Wagner
Consultant to Pavlov Media Cable Illinois, LLC
Wagner Consulting LLC

Cc: Mr. William Clavey, Pavlov Media Cable Illinois, LLC



18-1007

Cass Cable TV, Inc.
2018 Annual Cable Service Report

Community	Number of Households in Service Area	Number of Households in Service Area Offered Access to Video Service by CASS	Number of Households in Service Area with Income below \$35,000	Number of Households in Service Area with Income below \$35,000 Offered Access to Video Service by CASS
Village of Bath	124	124	73	73
Village of Forest City	83	83	38	38
Village of Tallula	208	208	81	81
Village of Sherman	1691	1691	115	115
Village of Lynnville	55	55	18	18
Morgan County	13825	94	5268	36
Statewide Totals	15986	2255	5593	361

OFFICIAL FILE
ILLINOIS COMMERCE COMMISSION

RECEIVED

APR 10 2019

ORIGINAL

ILLINOIS COMMERCE COMMISSION
CHIEF CLERK'S OFFICE