

**STATE OF ILLINOIS
OFFICE OF THE AUDITOR GENERAL**

Compliance Examination

For the Two Years Ended June 30, 2015

**State of Illinois
Office of the Auditor General
Compliance Examination
For the Two Years Ending June 30, 2015**

Table of Contents

	<u>Page(s)</u>
Agency Officials	1
Management Assertion Letter	2
Compliance Report	
Summary	4
Independent Accountant’s Report on State Compliance, on Internal Control Over Compliance, and on Supplementary Information for State Compliance Purposes	5
Supplementary Information for State Compliance Purposes	
	<u>Schedule</u>
	<u>Page(s)</u>
Summary	8
Fiscal Schedules and Analysis	
Schedule of Appropriations, Expenditures and Lapsed Balances Fiscal Year 2015	1 9
Schedule of Appropriations, Expenditures and Lapsed Balances Fiscal Year 2014	2 10
Comparative Schedule of Net Appropriations, Expenditures and Lapsed Balances	3 11
Comparative Schedule of Receipts, Disbursements, and Fund Balance (Cash Basis) – Audit Expense Fund	4 12
Schedule of Changes in State Property	5 13
Comparative Schedule of Cash Receipts	6 14
Analysis of Significant Lapse Period Spending	7 15
Analysis of Accounts Receivable	8 16

**State of Illinois
Office of the Auditor General
Compliance Examination
For the Two Years Ending June 30, 2015**

Table of Contents - Continued

	<u>Page(s)</u>
Analysis of Operations (Not Examined)	
Agency Functions and Planning Program (Not Examined)	17
Average Number of Employees (Not Examined)	18
Annual Cost Statistics (Not Examined)	19

**State of Illinois
Office of the Auditor General
Compliance Examination
For the Two Years Ending June 30, 2015**

Agency Officials

Auditor General	Mr. William G. Holland
Chief Legal Counsel	Ms. Rebecca Patton
Fiscal Officer	Ms. Roberta Pape

Agency Offices are located at:

Iles Park Plaza
740 East Ash
Springfield, Illinois 62703

Michael A. Bilandic Building
Suite S-900
160 North LaSalle Street
Chicago, Illinois 60601

SPRINGFIELD OFFICE:
ILES PARK PLAZA
740 EAST ASH • 62703-3154
PHONE: 217/782-6046
FAX: 217/785-8222 • TTY: 888/261-2887
FRAUD HOTLINE: 1-855-217-1895



CHICAGO OFFICE:
MICHAEL A. BILANDIC BLDG. • SUITE S-900
160 NORTH LASALLE • 60601-3103
PHONE: 312/814-4000
FAX: 312/814-4006
FRAUD HOTLINE: 1-855-217-1895

OFFICE OF THE AUDITOR GENERAL
WILLIAM G. HOLLAND

November 9, 2015

Management Assertion Letter

Mr. Michael Canny, CPA
Canny Accounting, LLC
348 Williams Lane
Chatham, IL 62629


Dear Mr. Canny:

We are responsible for the identification of, and compliance with, all aspects of laws, regulations, contracts, or grant agreements that could have a material effect on the operations of the Illinois Office of the Auditor General. We are responsible for and we have established and maintained an effective system of, internal controls over compliance requirements. We have performed an evaluation of the Office of the Auditor General's compliance with the following assertions during the two-year period ended June 30, 2015. Based on this evaluation, we assert that during the year(s) ended June 30, 2015 and June 30, 2014, the Office of the Auditor General has materially complied with the assertions below.


- A. The Office has obligated, expended, received and used public funds of the State in accordance with the purpose for which such funds have been appropriated or otherwise authorized by law.
- B. The Office has obligated, expended, received and used public funds of the State in accordance with any limitations, restrictions, conditions or mandatory directions imposed by law upon such obligation, expenditure, receipt or use.
- C. The Office has complied, in all material respects, with applicable laws and regulations, including the State uniform accounting system, in its financial and fiscal operations.
- D. The State revenues and receipts collected by the Office are in accordance with applicable laws and regulations and the accounting and recordkeeping of such revenues and receipts is fair, accurate and in accordance with law.

E. The money or negotiable securities or similar assets handled by the Office on behalf of the State or held in trust by the Office have been properly and legally administered, and the accounting and recordkeeping relating thereto is proper, accurate and in accordance with law.


Yours truly,



William G. Holland, Auditor General



Rebecca Patton, Legal Counsel



Roberta Pape, Fiscal Officer

Compliance Report

Summary

The compliance testing performed during this examination was conducted in accordance with *Government Auditing Standards* and in accordance with the Illinois State Auditing Act.

Accountant's Report

The Independent Accountant's Report on State Compliance, on Internal Control Over Compliance and on Supplementary Information for State Compliance Purposes does not contain scope limitations, disclaimers, or other significant non-standard language.

Summary of Findings

<u>Number of</u>	<u>Current</u> <u>Report</u>	<u>Prior</u> <u>Report</u>
Findings	0	0
Repeated findings	0	0
Prior recommendations implemented or not repeated	0	0

Schedule of Findings and Questioned Costs

No findings or questioned costs.

Exit Conference

The Office declined a formal exit conference in communication dated November 9, 2015.

**Independent Accountant's Report on State Compliance, on Internal
Control Over Compliance, and on Supplementary Information for
State Compliance Purposes**

Legislative Audit Commission
State of Illinois
Springfield, Illinois

Compliance

We have examined the Illinois Office of the Auditor General's compliance with the requirements listed below, as more fully described in the Audit Guide for Financial Audits and Compliance Attestation Engagements of Illinois State Agencies (Audit Guide) as adopted by the Auditor General, during the two years ended June 30, 2015. The management of the Illinois Office of the Auditor General is responsible for compliance with these requirements. Our responsibility is to express an opinion on the Illinois Office of the Auditor General's compliance based on our examination.

- A. The Illinois Office of the Auditor General has obligated, expended, received, and used public funds of the State in accordance with the purpose for which such funds have been appropriated or otherwise authorized by law.
- B. The Illinois Office of the Auditor General has obligated, expended, received, and used public funds of the State in accordance with any limitations, restrictions, conditions or mandatory directions imposed by law upon such obligation, expenditure, receipt or use.
- C. The Illinois Office of the Auditor General has complied, in all material respects, with applicable laws and regulations, including the State uniform accounting system, in its financial and fiscal operations.
- D. State revenues and receipts collected by the Illinois Office of the Auditor General are in accordance with applicable laws and regulations and the accounting and recordkeeping of such revenues and receipts is fair, accurate and in accordance with law.
- E. Money or negotiable securities or similar assets handled by the Illinois Office of the Auditor General on behalf of the State or held in trust by Illinois Office of the Auditor General have been properly and legally administered and the accounting and recordkeeping relating thereto is proper, accurate, and in accordance with law.

Our examination was conducted in accordance with attestation standards established by the American Institute of Certified Public Accountants; the standards applicable to attestation engagements contained in *Government Auditing Standards* issued by the Comptroller General of the United States; the Illinois State Auditing Act (Act); and the Audit Guide as adopted by the Auditor General pursuant to the Act; and, accordingly, included examining, on a test basis, evidence about the Illinois Office of the Auditor General's compliance with those requirements listed in the first paragraph of this report and performing such other procedures as we considered necessary in the circumstances. We believe that our examination provides a reasonable basis for our opinion. Our examination does not provide a legal determination on the Illinois Office of the Auditor General's compliance with specified requirements.

In our opinion, the Illinois Office of the Auditor General complied, in all material respects, with the compliance requirements listed in the first paragraph of this report during the two years ended June 30, 2015.

Internal Control

Management of the Illinois Office of the Auditor General is responsible for establishing and maintaining effective internal control over compliance with the requirements listed in the first paragraph of this report. In planning and performing our examination, we considered the Illinois Office of the Auditor General's internal control over compliance with the requirements listed in the first paragraph of this report to determine the examination procedures that are appropriate in the circumstances for the purpose of expressing our opinion on compliance and to test and report on internal control over compliance in accordance with the Audit Guide, issued by the Illinois Office of the Auditor General, but not for the purpose of expressing an opinion on the effectiveness of the Illinois Office of the Auditor General's internal control over compliance. Accordingly, we do not express an opinion on the effectiveness of the Illinois Office of the Auditor General's internal control over compliance.

A deficiency in internal control over compliance exists when the design or operation of a control over compliance does not allow management or employees, in the normal course of performing their assigned functions, to prevent, or detect and correct, noncompliance with the requirements listed in the first paragraph of this report on a timely basis. *A material weakness in internal control over compliance* is a deficiency, or combination of deficiencies, in internal control over compliance, such that there is a reasonable possibility that material noncompliance with a requirement listed in the first paragraph of this report will not be prevented, or detected and corrected, on a timely basis. *A significant deficiency in internal control over compliance* is a deficiency, or a combination of deficiencies, in internal control over compliance that is less severe than a material weakness in internal control over compliance, yet important enough to merit attention by those charged with governance.

Our consideration of internal control over compliance was for the limited purpose described in the first paragraph of this section and was not designed to identify all deficiencies in internal control over compliance that might be material weaknesses or significant deficiencies. We did not identify any deficiencies in internal control over compliance that we consider to be material weaknesses. However, material weaknesses may exist that have not been identified.

There were no immaterial findings that have been excluded from this report.

Supplementary Information for State Compliance Purposes

Our examination was conducted for the purpose of forming an opinion on compliance with the requirements listed in the first paragraph of this report. The accompanying supplementary information for the years ended June 30, 2014 and June 30, 2015 and the Analysis of Operations Section is presented for purposes of additional analysis. We have applied certain limited procedures as prescribed by the Audit Guide as adopted by the Auditor General to the June 30, 2014 and June 30, 2015 accompanying supplementary information. However, we do not express an opinion on the accompanying supplementary information. We have not applied procedures to the June 30, 2013 accompanying supplementary information and the Analysis of Operations Section, and accordingly, we do not express an opinion or provide any assurance on it.

This report is intended solely for the information and use of the Auditor General, the General Assembly, the Legislative Audit Commission, the Governor, agency management and is not intended to be and should not be used by anyone other than these specified parties.

Canny Accounting, LLC

Canny Accounting, LLC
November 9, 2015

State of Illinois
Office of the Auditor General
Supplementary Information for State Compliance Purposes
Summary
For the Two Years Ending June 30, 2015

Supplementary Information State Compliance Purposes presented in this section of the report includes the following:

Fiscal Schedules and Analysis

Schedule of Appropriations, Expenditures and Lapsed Balances Fiscal Year 2015

Schedule of Appropriations, Expenditures and Lapsed Balances Fiscal Year 2014

Comparative Schedule of Net Appropriations, Expenditures and Lapsed Balances

Comparative Schedule of Receipts, Disbursements, and Fund Balance (Cash Basis) – Audit Expense Fund (342)

Schedule of Changes in State Property

Comparative Schedule of Cash Receipts

Analysis of Significant Lapse Period Spending

Analysis of Accounts Receivable

Analysis of Operations (Not Examined)

Agency Functions and Planning Program (Not Examined)

Average Number of Employees (Not Examined)

Annual Cost Statistics (Not Examined)

The accountants' report that covers the Supplementary Information for State Compliance Purposes presented in the Compliance Report Section states that the auditors have applied certain limited procedures as prescribed by the Audit Guide as adopted by the Auditor General to the June 30, 2015 and June 30, 2014 accompanying supplementary information in Schedules 1 through 8. However, the accountants do not express an opinion on the supplementary information. The accountants' report also states that they have not applied procedures to the Analysis of Operations Section, and accordingly, they do not express an opinion or provide any assurance on it.

State of Illinois
Office of the Auditor General
Schedule of Appropriations, Expenditures and Lapsed Balances
Appropriation for Fiscal Year 2015
Fourteen Months Ended August 31, 2015

	Final Appropriation (Net After Transfers)	Vouchered Expenditures Through June 30, 2015	Lapse Period Expenditures July 1, 2015 to August 31, 2015	Total Expenditures Through August 31, 2015	Appropriation Balances Lapsed
GENERAL REVENUE FUND (001):					
Personal Services	\$ 5,616,300	\$ 5,615,959	\$ -	\$ 5,615,959	\$ 341
Social Security	404,200	404,160	-	404,160	40
Contractual Services	596,000	583,184	8,558	591,742	4,258
Commodities	7,000	3,814	779	4,593	2,407
Printing	6,500	5,758	-	5,758	742
Equipment	25,000	14,416	213	14,629	10,371
EDP	88,500	81,395	7,075	88,470	30
Telecommunication	60,000	44,450	14,721	59,171	829
Op of Auto	3,500	1,087	747	1,834	1,666
TOTAL GENERAL REVENUE FUND (001)	6,807,000	6,754,223	32,093	6,786,316	20,684
TOTAL AUDIT EXPENSE FUND (342)	23,947,191	17,767,887	5,019,422	22,787,309	1,159,882
TOTAL ALL FUNDS	\$ 30,754,191	\$ 24,522,110	\$ 5,051,515	\$ 29,573,625	\$ 1,180,566

P.A. 98-0679

Notes:

- A - Appropriations, expenditures, and lapsed balances were obtained from the State Comptroller's records, which have been reconciled to the Office of the Auditor General's records.
- B - Expenditure amounts are vouchers approved for payment by the Office of the Auditor General and submitted to the State Comptroller for payment to the vendor.
- C - Total expenditures include interest payments approved for payment by the Office of the Auditor General and submitted to the State Comptroller for payment.

State of Illinois
Office of the Auditor General
Schedule of Appropriations, Expenditures and Lapsed Balances
Appropriation for Fiscal Year 2014
Fourteen Months Ended August 31, 2014

P.A. 98-0064

GENERAL REVENUE FUND (001):

	Final Appropriation (Net After Transfers)	Vouchered Expenditures Through June 30, 2014	Lapse Period Expenditures July 1, 2014 to August 31, 2014	Total Expenditures Through August 31, 2014	Appropriation Balances Lapsed
Personal Services	\$ 5,592,521	\$ 5,592,470	\$ -	\$ 5,592,470	\$ 51
Social Security	402,698	402,646	-	402,646	52
Contractual Services	602,546	591,848	10,369	602,217	329
Commodities	7,000	4,680	730	5,410	1,590
Printing	7,500	6,657	119	6,776	724
Equipment	53,435	16,892	36,211	53,103	332
EDP	74,300	51,826	22,474	74,300	-
Telecommunication	63,000	51,467	10,545	62,012	988
Op of Auto	4,000	3,024	125	3,149	851
TOTAL GENERAL REVENUE FUND (001)	6,807,000	6,721,510	80,573	6,802,083	4,917
TOTAL AUDIT EXPENSE FUND (342)	22,109,989	16,052,793	4,822,733	20,875,526	1,234,463
TOTAL ALL FUNDS	\$ 28,916,989	\$ 22,774,303	\$ 4,903,306	\$ 27,677,609	\$ 1,239,380

Notes:

- A - Appropriations, expenditures, and lapsed balances were obtained from the State Comptroller's records, which have been reconciled to the Office of the Auditor General's records.
- B - Expenditure amounts are vouchers approved for payment by the Office of the Auditor General and submitted to the State Comptroller for payment to the vendor.
- C - Total expenditures include interest payments approved for payment by the Office of the Auditor General and submitted to the State Comptroller for payment.

State of Illinois
Office of the Auditor General
Comparative Schedule of Appropriations
Expenditures and Lapsed Balances
For the Fiscal Years Ending June 30, 2015, 2014 and 2013

	Fiscal Year		
	2015 P.A. 98-0679	2014 P.A. 98-0064	2013 P.A. 97-0732
<u>Appropriations (Net of Transfers)(all funds)</u>	\$ 30,754,191	\$ 28,916,989	\$ 30,640,100
<u>Expenditures - General Revenue Fund (001)</u>			
Personal Services	\$ 5,615,959	\$ 5,592,470	\$ 5,550,252
Social Security	404,160	402,646	406,428
Contractual Services	591,742	602,217	649,453
Commodities	4,593	5,410	5,788
Printing	5,758	6,776	6,033
Equipment	14,629	53,103	17,369
Electronic Data Processing	88,470	74,300	87,328
Telecommunications	59,171	62,012	68,415
Operation of Automotive Equipment	1,834	3,149	1,248
<u>Expenditures - Audit Expense Fund (342)</u>			
Audits, studies and investigations	<u>22,787,309</u>	<u>20,875,526</u>	<u>21,317,125</u>
Total Expenditures (all funds)	<u>\$ 29,573,625</u>	<u>\$ 27,677,609</u>	<u>\$ 28,109,439</u>
<u>Lapsed Balance (all funds)</u>	<u>\$ 1,180,566</u>	<u>\$ 1,239,380</u>	<u>\$ 2,530,661</u>

Notes:

A - Appropriations, expenditures, and lapsed balances were obtained from the State Comptroller's records, which have been reconciled to the Office of the Auditor General's records.

B - Expenditure amounts are vouchers approved for payment by the Office of the Auditor General and submitted to the State Comptroller for payment to the vendor.

C - Total expenditures include interest payments approved for payment by the Office of the Auditor General and submitted to the State Comptroller for payment for Fiscal Years 2015 and 2014.

State of Illinois
Office of the Auditor General
Comparative Schedule of Receipts, Disbursements and
Fund Balance (Cash Basis) - Audit Expense Fund (342)
For the Two Years Ending June 30, 2015

Audit Expense Fund	<u>2015</u>	<u>2014</u>
Receipts		
Deposits	\$ 3,350,147	\$ 2,370,179
Transfers-in	<u>24,574,906</u>	<u>20,605,798</u>
Total Receipts	27,925,053	22,975,977
Disbursements		
Expenditures	22,863,807	20,378,698
Transfers-out	<u>505,072</u>	<u>1,226,833</u>
Total Disbursements	23,368,879	21,605,531
Net Increase (Decrease) in Fund Balance	4,556,174	1,370,446
Fund Balance - Beginning of the Year	<u>\$ 10,963,845</u>	<u>\$ 9,593,399</u>
Fund Balance - End of the Year	<u><u>\$ 15,520,019</u></u>	<u><u>\$ 10,963,845</u></u>

Note: These schedules have been prepared from the records of the Office of the Auditor General, which have been reconciled to those of the State Comptroller.

State of Illinois
Office of the Auditor General
Schedule of Changes in State Property
For the Two Years Ending June 30, 2015

Balance - July 1, 2013	\$ 1,493,755
Additions:	
Purchases	37,107
Deductions:	
Net transfers	<u>(65,732)</u>
Balance - June 30, 2014	\$ 1,465,130
Additions:	
Purchases	74,751
Deductions:	
Deletions	(82,934)
Net transfers	<u>(65,687)</u>
Balance - June 30, 2015	<u><u>\$ 1,391,260</u></u>

This schedule has been prepared from the records of the Office of the Auditor General, which have been reconciled to property reports submitted to the Office of the Comptroller.

State of Illinois
Office of the Auditor General
Schedule of Receipts
For the Two Years Ending June 30, 2015

General Revenue Fund/Audit Expense Fund	<u>2015</u>	<u>2014</u>
Reimbursements for Audits of Federal Programs	\$ 4,043,617	\$ 5,104,437
Reimbursement for Audits of State Trust Funds and other Local Funds	3,350,147	2,370,179
Miscellaneous receipts	<u>4,315</u>	<u>568</u>
Total Cash Receipts per Office of the Auditor General	\$ 7,398,079	\$ 7,475,184
Deposits in Transit at June 30,		
2013	-	151,761
2014	235,558	(235,558)
2015	<u>-</u>	<u>-</u>
Total Cash Receipts Per Comptroller	<u>\$ 7,633,637</u>	<u>\$ 7,391,387</u>

Comparative Schedule of Receipts by Fund
For the Two Years Ending June 30, 2015

	<u>2015</u>	<u>2014</u>
General Revenue Fund (0001)	\$4,047,932	\$5,105,005
Audit Expense Fund (0342)	<u>\$3,350,147</u>	<u>\$2,370,179</u>
Total Cash Receipts Per Agency Records	<u>\$7,398,079</u>	<u>\$7,475,184</u>

Note: These schedules have been prepared from the records of the Office of the Auditor General, which have been reconciled to those of the State Comptroller.

State of Illinois
Office of the Auditor General
Analysis of Significant Lapse Period Spending
For the Two Years Ending June 30, 2015

Schedule 7

Significant lapse period spending occurred in the following appropriations:

	<u>2015</u>	<u>2014</u>
1. Audit Studies and Investigations	\$ 5,019,422	\$ 4,822,733
% of total	22%	23%

The lapse period expenditures for this purpose traditionally run over 20% due to interim contracts done in the spring to facilitate earlier completion of audits and final billings received during lapse period.

	<u>2014</u>
2. EDP	\$ 22,474
% of total	30%

Lapse period spending occurred due to delivery of goods by vendors and vouchers processed during lapse period.

	<u>2014</u>
3. Equipment	\$ 36,211
% of total	68%

Lapse period spending occurred due to delivery of goods by vendors and vouchers processed during lapse period which is largely attributed to the purchase of a copy machine.

	<u>2015</u>
4. Telecommunications	\$ 14,721
% of total	25%

Lapse period spending occurred due to vouchers processed for telecommunications services by Central Management Services during lapse period.

	<u>2015</u>
5. Operation of Automotive Equipment	\$ 747
% of total	41%

Lapse period spending occurred due to an invoice for repair by Central Management Services of state owned vehicles received and processed during lapse period.

State of Illinois
Office of the Auditor General
Analysis of Accounts Receivable
For the Two Years Ending June 30, 2015

Schedule 8

The accounts receivables generated by the Office of the Auditor General primarily represent billings to other State agencies for reimbursement of audit costs. Reimbursements for federal single audits are deposited into the General Revenue Fund. Reimbursements for audits not associated with federal single audits are deposited or transferred to the Audit Expense Fund. If normal collection methods fail, we request assistance from the Office of the Attorney General. To date we have never used the services of a private collection agency.

Accounts receivable aging as of June 30, 2015 and 2014 per agency records:

Days Outstanding	General Revenue Fund			
	June 30, 2015		June 30, 2014	
1-30 Days	\$ 726,000	100%	\$ 1,050,000	100%
Total Gross Receivables	726,000	100%	1,050,000	100%
Less: Allowance for Uncollectibles	-	0%	-	0%
Net Receivable	\$ 726,000	100%	\$ 1,050,000	100%

Days Outstanding	Audit Expense Fund			
	June 30, 2015		June 30, 2014	
1-30 Days	\$ 1,629,000	100%	\$ 2,234,000	100%
Total Gross Receivables	1,629,000	100%	2,234,000	100%
Less: Allowance for Uncollectibles	-	0%	-	0%
Net Receivable	\$ 1,629,000	100%	\$ 2,234,000	100%

State of Illinois
Office of the Auditor General
Agency Functions and Planning Program (Not Examined)
For the Two Years Ending June 30, 2015

The Office of the Auditor General maintains offices in Springfield at 740 East Ash Street in Springfield and in the Michael A. Bilandic Building at 160 N. LaSalle in Chicago. The Auditor General is William G. Holland.

The function of the Office of the Auditor General is to assist the General Assembly in achieving oversight of State government and improvement in agency operations by:

- a) Performing objective audits and evaluations of agency programs and operations;
- b) Providing useful information generated by such audits and evaluations to the General Assembly and other concerned parties;
- c) Offering recommendations to bring governmental operations into conformity with applicable laws and regulations; and
- d) Providing information to the General Assembly for its use in evaluating agency and program performance and making informed policy decisions.

The manner in which the Office is organized to accomplish the above functions is elaborated in the annual report of the Office of the Auditor General.

The Office maintains ongoing formal planning for internal operations and to meet the requirements of the State Auditing Act and the various specific directives given it by the General Assembly.

State of Illinois
Office of the Auditor General
Average Number of Employees (Not Examined)
For the Two Years Ending June 30, 2015

Personal Services

The number of personnel by office location at June 30, was as follows:

	<u>2015</u>	<u>2014</u>	<u>2013</u>
Springfield	78	80	86
Chicago	<u>12</u>	<u>13</u>	<u>13</u>
Total Employees	<u>90</u>	<u>93</u>	<u>99</u>

The following salaries were paid from the State Officers Salary Appropriation for the three fiscal years:

	<u>2015</u>	<u>2014</u>	<u>2013</u>
Auditor General	\$ 154,128	\$ 152,000	\$ 150,346
Deputy Auditor General		61,585	123,170

State of Illinois
Office of the Auditor General
Annual Cost Statistics (Not Examined)
For the Two Years Ending June 30, 2015

Contractual Compliance Audits

Presented as follows is a schedule of compliance audit division contractual audit statistics, by fiscal year, compiled from information provided by the Office of the Auditor General. The statistics do not include data concerning audits performed by the staff of the office:

<u>Fiscal Year</u>	<u>Number of Contract Audits</u>	<u>Audit Hours Required</u>	<u>Average Rate Per Hour</u>	<u>Travel & Expense</u>
2015	58	203,450	\$ 95.49	*
2014	67	194,342	\$ 89.66	*
2013	60	207,345	\$ 86.80	*

Contractual Financial Audits of Regional Office of Education Audits

Presented as follows is a schedule of contractual financial audit statistics for audits of regional offices of education (44) and intermediate service centers (3), by fiscal year, compiled by the Office of the Auditor General.

<u>Fiscal Year</u>	<u>Number of Contract Audits</u>	<u>Audit Hours Required</u>	<u>Average Rate Per Hour</u>	<u>Travel & Expense</u>
2015	47	17,061	\$ 78.72	*
2014	47	17,042	\$ 76.78	*
2013	47	17,282	\$ 76.25	*

**Travel and Expense provisions are a component of the Average Rate Per Hour for FY 15, FY 14 and FY 13*

An analysis of the disbursement of funds from the appropriation for audits, studies and investigations for the two fiscal years of the audit are presented below:

	<u>2015</u>	<u>2014</u>	<u>2013</u>
Audit Fees and Expenses	\$ 21,979,012	\$ 19,882,815	\$ 20,067,696
Other Administrative Expenses	808,297	992,711	1,249,429
Total Audit Studies and Investigation Expenses	\$ 22,787,309	\$ 20,875,526	\$ 21,317,125