

Date: July 25, 2022

To: Honorable Members of the Illinois General Assembly

From: Rob Jeffreys, Director, Illinois Department of Corrections

Re: Data Governance and Organization to Support Equity and Racial Justice Act Section 20-15(a) Report

This report is issued pursuant to the provisions of Section 20-15(a) of the Data Governance and Organization to Support Equity and Racial Justice Act (“the Act”) (20 ILCS 65/20-1). The Act requires Department of Corrections to report statistical data on the racial, ethnic, age, sex, disability status, sexual orientation, gender identity, and primary or preferred language demographics of program participants for each major program the Department of Corrections administers.


Introduction

In the first Annual March Data Governance and Organization to Support Equity and Racial Justice Act Report, the Illinois Department of Corrections identified the following “major programs” and corresponding participant populations for analysis:

2 Year College Degree
4 Year College Degree
A New Direction -COV - STA
ABE
Adult Education
ADV ABE
Advance: Moving Beyond Criminal Thinking - ACTTX
Aim Higher
Ambassadors
Anger Management
Anger Management - AMTX
Anger Management 10 Sessions
Apprenticeships
ASE
Bakery Apprenticeship
Barber and Beauty Shop
Building Change
Civics
Civics - Peer Instruction
College Academics
College Vocational
Conflict Resolution
Contract hours vocational/work training programs
Co-occurring Disorders
Correctional Industries
Correctional Industries Days Based Calculation

Defy
Drug Awareness
Education Workers
Executive Order Work crew
GED
Grief and Loss
Hazeldon a New Direction
Helping Women Recover
Implicit Bias
Inside Out Dads
Inside Out Dads -COV -STA
Intensive Substance Abuse Treatment
Intensive Substance Abuse Treatments Day
Jaws
Money Smart
Outside Clearance
Prism
Problem Solving Skills
Re-Entry
Sex Offender Treatment
Simulator Heavy Equipment
Start Now
Thinking for a Change (T4C)
Understanding and Coping with Depression
Unleash the Masterpiece
Volunteer Sex Offender Treatment Program

For each major program identified in the Department of Corrections’ March 2022 report, this report will provide statistical data where available for each of demographic dispositions enumerated in the Act: race, age, sex, disability status, sexual orientation, gender identity and primary or preferred language.

Section 20-15(e) of the Act states “if the Board or Department is unable to begin reporting the data required by subsection (a) by July 1, 2022, the Board or the Department shall state the reasons for the delay under the reporting requirements.” As of the date of this report the Illinois Department of Corrections was unable to begin reporting the following data: Gender Identify and Sexual Orientation. 

The Illinois Department of Corrections does not track Gender Identity and Sexual Orientation for Individuals in Custody.

The Illinois Department of Corrections does not track Primary Language Preference for Individuals in Custody.

Change Management Efforts and Potential Challenges

Collecting gender identity and sexual orientation information might have the potential to be detrimental to the Individuals in Custody by exposing personal preferences and beliefs. Currently the Illinois Department of Corrections does not track Individuals in Custody Primary Language Preference. The Department can review the intake policies to study the feasibility of asking for this information.

Methodology

The information contained in this report is based solely on the data reported to the provided by program participants and collected by programming personal for the various major programs. The data provided by program participants has not been audited for completeness and quality, therefore, no baseline for comparison has been established.

For the purpose of this report, program participants are defined as Individuals in Custody. The program participants count is the number of distinct individuals that have been identified as program participants regardless of demographic category.

The data provided in this report was pulled from the Department of Corrections Offender 360 (O360) program. Data is input and continuously updated by the employees of the Department of Corrections at all the various facilities across Illinois, from initial intake, program participation to when an individual leaves the Department’s custody.

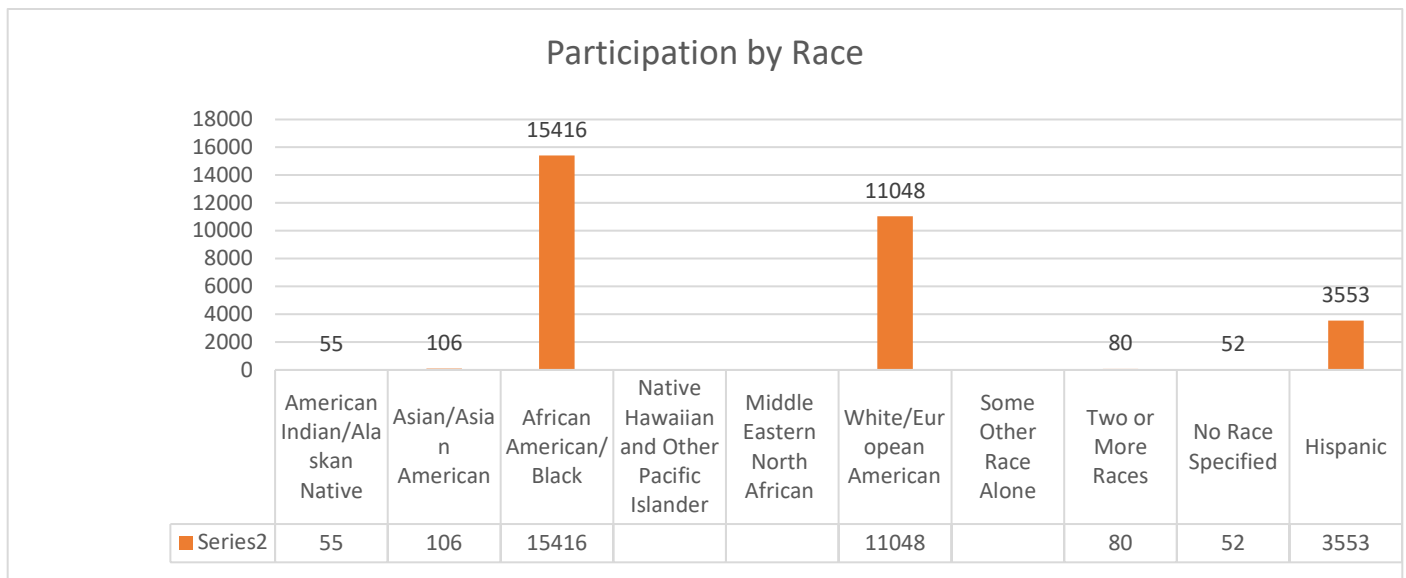
Race and Ethnicity

The Act provides that the Illinois Department of Corrections “shall use the same racial and ethnic classifications for each program.” 20 ILCS 65/20-15(a). The enumerated classifications are:

- (1) American Indian and Alaska Native alone.
- (2) Asian alone.
- (3) Black or African American alone.
- (4) Hispanic or Latino of any race.
- (5) Native Hawaiian and Other Pacific Islander alone.
- (6) White alone.
- (7) Some other race alone.
- (8) Two or more races.

Id. The Act further allows for the Illinois Department of Corrections to “further define the racial and ethnic categories[.]”

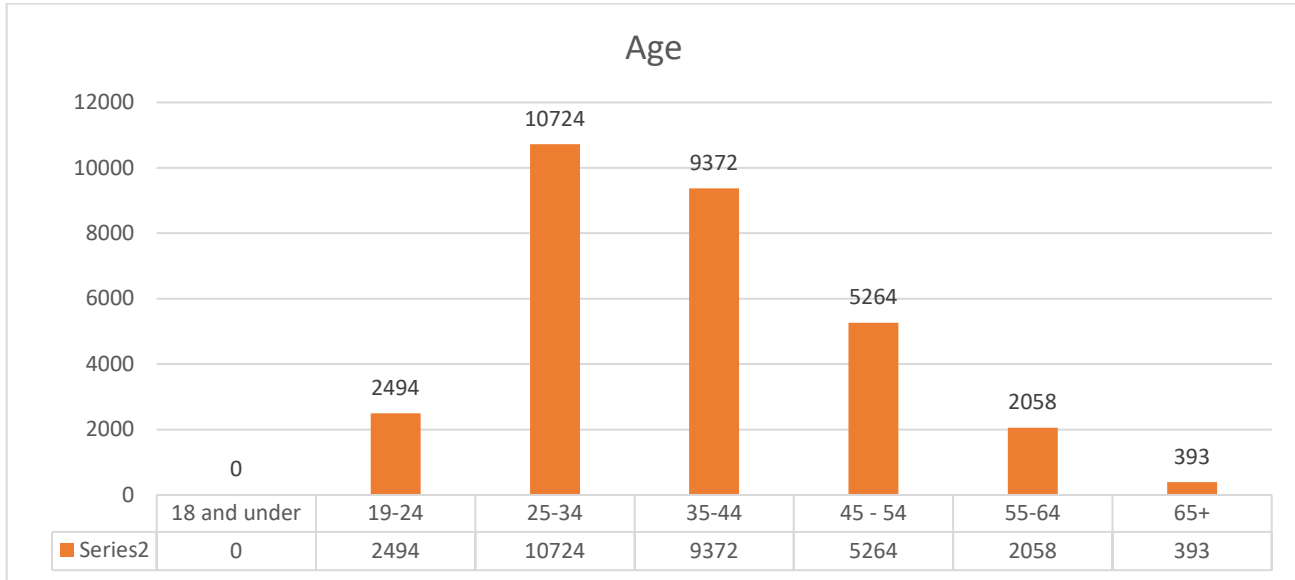
As the Illinois Department of Corrections is required to comply with federal reporting requirements for its programs, the Illinois Department of Corrections has provided information relating to the following categories in its report.



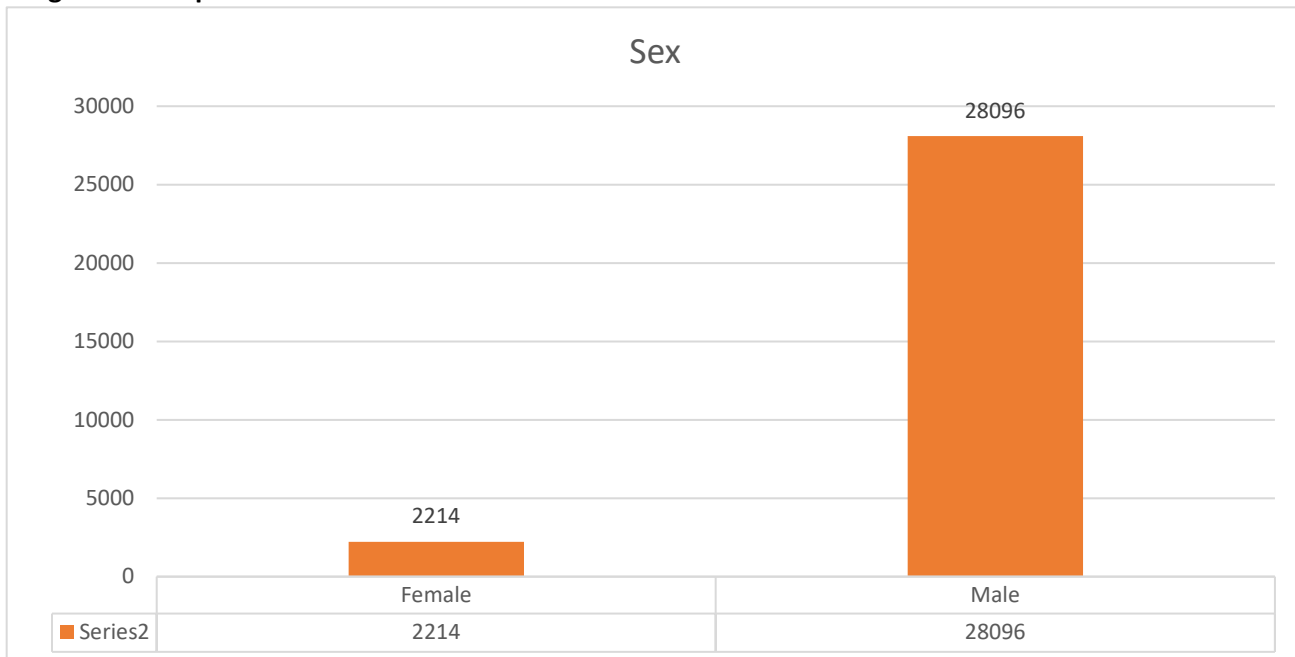
Ethnicity

The information provided to the Department is Latina/Latino/Latinx/Hispanic or Indigenous or no information provided.

Age

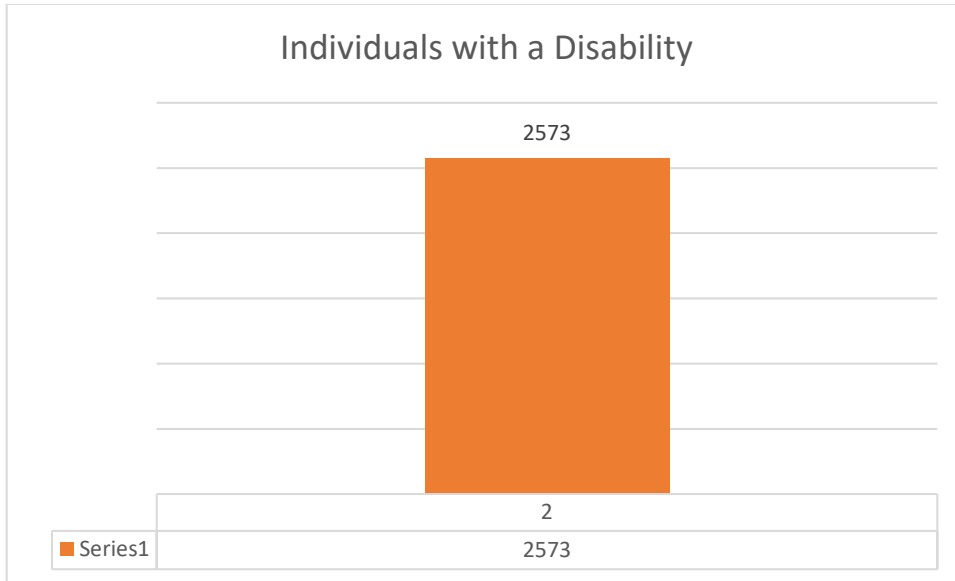


Program Participant Count



Male or female is the only information provided.

Program Participant Count



Information provided is if the individual has a disability or not.

Sexual orientation

Information not provided.

Gender Identity

Information not provided.

Primary or preferred language

Information not provided

Appendix

Program breakdowns are by count are included in Appendix A.

Appendix A

Conclusion

This report is transmitted on behalf of Director Rob Jeffreys. For additional copies of this report or more specific information, please contact Jared Brunk, Chief of Administration Jared.Brunk@illinois.gov.

Program Name	Date Pulled	Program Count	Race													
			Provide the distinct number of individuals counted for each race category.													
			American Indian/Alaskan Native	Asian/Asian American	African American /Black	Native Hawaiian and Other Pacific Islander	Middle Eastern North African	White/European American	Some Other Race Alone	Two or More Races	No Race Specified	Hispanic	Other category not specified - please list and provide counts	Other category not specified - please list and provide counts		
Fiscal Year 2022 (6/27/22)		30310	55	106	15416					11048		80	52	3553		
2 Year College Degree		261		2	4	165				56		X		30		
4 Year College Degree		388		5	2	195				114		X	X	66		
A New Direction -COV - STA		41				14				23				X		
ABE		6347			19	3722				1757		16	13	807		
Adult Education		79		1		33				34				11		
ADV ABE		2491		3	9	1275				830		X	X	367		
Advance: Moving Beyond Criminal Thinking - ACTIX		X				1										
Am Higher		790		3	1	496				257		X	X	89		
Ambassadors		X				2				X						
Anger Management		225				126				56				43		
Anger Management - AMTX		26				12				13				X		
Anger Management 10 Sessions		73			2	49				18				X		
Apprenticeships		18				6				X				X		
ASE		1593		X		896				400		X	XX	289		
Bakery Apprenticeship		30			X	9				20				X		
Barber and Beauty Shop		18				10				X				X		
Building Change		54				30				13				11		
Civics		696		X	X	344				279			X	68		
Civics - Peer Instruction		X				X				X				X		
College Academics		20				18				X						
College Vocational		2503		10	12	1090				1153		X	X	225		
Conflict Resolution		X				X				X						
Contract hours vocational/work training programs		596			X	289				250			X	52		
Co-occurring Disorders		X				X				X						
Correctional Industries		536		X	X	195				242				93		
Correctional Industries Days Based Calculation		1594		X	12	702				693				184		
Deity		64				51				X		X		X		
Drug Awareness		31				17				X				X		
Education Workers		187			X	76				85		X	X	23		
Executive Order:Work crew		430				225				127			X	67		
GED		X				X				X						
Grief and Loss		38				16				12				10		
Hazeldon a New Direction		151				64				63		X		22		
Helping Women Recover		16				X				11		X		X		
Implicit Bias		76			X	49				13				12		
Inside Out Dads		585			X	319				185		X	X	73		
Inside Out Dads -COV -STA		11				X				X				X		
Intensive Substance Abuse Treatment		699		X	X	264				334		X	X	86		
Intensive Substance Abuse Treatments Day		5781		X	16	2886				2335		14	11	518		
Jaws		92				39				49				X		
Money Smart		366				181				145		X	X	36		
Outside Clearance		265			X	103				137		X	X	20		
Prism		27				11				13				X		
Problem Solving Skills		16				10				X						
Re-Entry		2375		X	X	1210				887		X	X	265		
Sex Offender Treatment		X				X				X						
Simulator Heavy Equipment		18				X				X				X		
Start Now		129			X	63				53			X	X		
Thinking for a Change (T4C)		164		X		100				47				15		
Understanding and Coping with Depression		10				X				X						
Unleash the Masterpiece		X				X				X						
Volunteer Sex Offender Treatment Program		361				78				256				27		
		30271	0	24	77	15381	0	10970	0	30	24	3509	0	0		

30310

Program Name	Date Pulled <i>To track the freshness of the data, please provide the date the counts were created</i>	Program Count <i>The total number of program participants, regardless of demographic category. This number should be the same for each tab of this reporting template.</i>	Ethnicity				Indigenous <i>Please provide the total number of distinct individuals counted within the category.</i>
			<i>Provide the distinct number of individuals counted for each Ethnicity category.</i>				
			<i>Latina/Latina/Latinx/Hispanic</i>	<i>Other category not specified - please list and provide counts</i>	<i>Other category not specified - please list and provide counts</i>	<i>Other category not specified - please list and provide counts</i>	
Fiscal Year 2022 (6/27/22)		30310					
2 Year College Degree		261		13			
4 Year College Degree		388		33			
A New Direction -COV - STA		41		X			
ABE		6347		324			
Adult Education		79		X			
ADV ABE		2491		150			
Advance: Moving Beyond Criminal Thinking - ACTTX		X					
Aim Higher		790		47			
Ambassadors		4		X			
Anger Management		225		18			
Anger Management -AMTX		26		X			
Anger Management 10 Sessions		73		X			
Apprenticeships		18		X			
ASE		1593		106			
Bakery Apprenticeship		30					
Barber and Beauty Shop		18					
Building Change		54		3			
Civics		696		25			
Civics - Peer Instruction		X					
College Academics		20					
College Vocational		2503		108			
Conflict Resolution		X					
Contract hours vocational/work training programs		596		20			
Co-occurring Disorders		X					
Correctional Industries		536		34			
Correctional Industries Days Based Calculation		1594		98			
Defy		64		X			
Drug Awareness		31		X			
Education Workers		187		X			
Executive Order Work crew		430		21			
GED		X					
Grief and Loss		38		X			
Hazeldon a New Direction		151		X			
Helping Women Recover		16		X			
Implicit Bias		76		X			
Inside Out Dads		585		31			
Inside Out Dads -COV -STA		11		X			
Intensive Substance Abuse Treatment		699		38			
Intensive Substance Abuse Treatments Day		5781		159			
Jaws		92		X			
Money Smart		366		15			
Outside Clearance		265		X			
Prism		27		X			
Problem Solving Skills		16					
Re-Entry		2375		97			
Sex Offender Treatment		X					
Simulator Heavy Equipment		18					
Start Now		129		X			
Thinking for a Change (T4C)		164		X			
Understanding and Coping with Depression		X					
Unleash the Masterpiece		X					
Volunteer Sex Offender Treatment Program		361		X			
		30265		1340	0	0	0

Program Name	Date Pulled	Program Count	Disability Status		
	To track the freshness of the data, please provide the date the counts were created	The total number of program participants, regardless of demographic category. This number should be the same for each tab of this reporting template.	Provide the distinct number of individuals counted for each primary language category		
			Please provide the type of disability status tracked with counts	Other category not specified - please list and provide counts	Other category not specified - please list and provide counts

Fiscal Year 2022 (6/27/22)

30310

2573

- 2 Year College Degree
- 4 Year College Degree
- A New Direction -COV - STA
- ABE
- Adult Education
- ADV ABE
- Advance: Moving Beyond Criminal Thinking - ACTTX
- Aim Higher
- Ambassadors
- Anger Management
- Anger Management - AMTX
- Anger Management 10 Sessions
- Apprenticeships
- ASE
- Bakery Apprenticeship
- Barber and Beauty Shop
- Building Change
- Civics
- Civics - Peer Instruction
- College Academics
- College Vocational
- Conflict Resolution
- Contract hours vocational/work training programs
- Co-occurring Disorders
- Correctional Industries
- Correctional Industries Days Based Calculation
- Defy
- Drug Awareness
- Education Workers
- Executive Order Work crew
- GED
- Grief and Loss
- Hazeldon a New Direction
- Helping Women Recover
- Implicit Bias
- Inside Out Dads
- Inside Out Dads -COV -STA
- Intensive Substance Abuse Treatment
- Intensive Substance Abuse Treatments Day
- Jaws
- Money Smart
- Outside Clearance
- Prism
- Problem Solving Skills
- Re-Entry
- Sex Offender Treatment
- Simulator Heavy Equipment
- Start Now
- Thinking for a Change (T4C)
- Understanding and Coping with Depression
- Unleash the Masterpiece
- Volunteer Sex Offender Treatment Program

Program Name	Date Pulled <i>To track the freshness of the data, please provide the date the counts were created</i>	Program Count <i>The total number of program participants, regardless of demographic category. This number should be the same for each tab of this reporting template.</i>	Age						
			Provide the distinct number of individuals counted for each age category.						
			18 and under	19-24	25-34	35-44	45 - 54	55-64	65+
Fiscal Year 2022 (6/27/22)		30310	X	2494	10724	9372	5264	2058	393
2 Year College Degree					46	132	64	17	X
4 Year College Degree					43	158	112	51	24
A New Direction -COV - STA			X	X	12	X	12		
ABE			X	740	2297	1706	1014	485	103
Adult Education				X	18	21	21	12	X
ADV ABE				229	1005	748	366	115	28
Advance: Moving Beyond Criminal Thinking - ACTTX						X			
Aim Higher			X	50	275	261	135	59	X
Ambassadors					X	X	X		X
Anger Management				11	78	68	46	21	X
Anger Management - AMTX				X	X	13	X	X	
Anger Management 10 Sessions				X	24	25	X	X	X
Apprenticeships				X	X	X	X	X	X
ASE				174	678	516	173	46	6
Bakery Apprenticeship					X	X	X	X	X
Barber and Beauty Shop				X	X	X	X	X	X
Building Change				X	21	14	X	X	X
Civics			X	78	265	200	97	45	10
Civics - Peer Instruction					X	X	X	X	
College Academics					X	X	X	X	
College Vocational				108	941	824	447	147	36
Conflict Resolution					X	X		X	
Contract hours vocational/work training programs				59	281	162	85	X	X
Co-occurring Disorders					X	X			
Correctional Industries				X	125	201	140	47	19
Correctional Industries Days Based Calculation				10	252	555	513	231	33
Defy				X	26	17	15	X	
Drug Awareness				X	10	10	X	X	
Education Workers					42	68	48	22	X
Executive Order Work crew				36	110	149	97	36	X
GED					X	X	X		
Grief and Loss				X	X	19	X	X	X
Hazeldon a New Direction				15	57	36	34	X	X
Helping Women Recover					X	X	X		X
Implicit Bias				X	33	17	18	X	X
Inside Out Dads				47	239	186	87	22	X
Inside Out Dads -COV -STA					X	X			
Intensive Substance Abuse Treatment				40	219	247	123	62	X
Intensive Substance Abuse Treatments Day			X	648	2314	1653	871	268	26
Jaws				8	37	34	X	X	
Money Smart				27	127	108	60	33	11
Outside Clearance				22	92	97	35	19	
Prism					15	X	X	X	
Problem Solving Skills					X	X	X	X	
Re-Entry				126	814	808	440	163	24
Sex Offender Treatment				X	X	X			
Simulator Heavy Equipment					X	X	X	X	
Start Now				X	41	42	23	10	X
Thinking for a Change (T4C)				14	54	51	30	15	
Understanding and Coping with Depression					X	X	X		
Unleash the Masterpiece					X	X	X		
Volunteer Sex Offender Treatment Program				11	69	133	81	50	17
				X					
			X	2453	10648	9291	5175	1988	337

Program Name	Date Pulled <i>To track the freshness of the data, please provide the date the counts were created</i>	Program Count <i>The total number of program participants, regardless of demographic category. This number should be the same for each tab of this reporting template.</i>	Primary Language							
			Provide the distinct number of individuals counted for each primary language category							
			Non-English Primary Language	Spanish	Polish	Chinese (including Mandarin, Cantonese)	Tagalog (Including Filipino)	Hindi	Arabic	Other language not specified - please add and provide counts

Fiscal Year 2022 (6/27/22)

30310

- 2 Year College Degree
- 4 Year College Degree
- A New Direction -COV - STA
- ABE
- Adult Education
- ADV ABE
- Advance: Moving Beyond Criminal Thinking - ACTIX
- Aim Higher
- Ambassadors
- Anger Management
- Anger Management - AMTX
- Anger Management 10 Sessions
- Apprenticeships
- ASE
- Bakery Apprenticeship
- Barber and Beauty Shop
- Building Change
- Civics
- Civics - Peer Instruction
- College Academics
- College Vocational
- Conflict Resolution
- Contract hours vocational/work training programs
- Co-occurring Disorders
- Correctional Industries
- Correctional Industries Days Based Calculation
- Defy
- Drug Awareness
- Education Workers
- Executive Order Work crew
- GED
- Grief and Loss
- Hazeldon a New Direction
- Helping Women Recover
- Implicit Bias
- Inside Out Dads
- Inside Out Dads -COV -STA
- Intensive Substance Abuse Treatment
- Intensive Substance Abuse Treatments Day
- Jaws
- Money Smart
- Outside Clearance
- Prism
- Problem Solving Skills
- Re-Entry
- Sex Offender Treatment
- Simulator Heavy Equipment
- Start Now
- Thinking for a Change (T4C)
- Understanding and Coping with Depression
- Unleash the Masterpiece
- Volunteer Sex Offender Treatment Program