



Illinois 2022 Body Worn Camera Report

Table of Contents

Introduction	5
Executive Summary	6
Department Overview – Aledo Police Department	7
Department Overview – Antioch Police Department.....	8
Department Overview – Aurora Police Department.....	9
Department Overview – Aurora Police Department, Continued.....	10
Department Overview – Bartonville Police Department.....	11
Department Overview – Batavia Police Department.....	12
Department Overview – Bedford Park Police Department.....	13
Department Overview – Bellwood Police Department	14
Department Overview – Belvidere Police Department.....	15
Department Overview – Bensenville Police Department	16
Department Overview – Bloomington Police Department.....	17
Department Overview – Bond County Sheriff’s Office	18
Department Overview – Bourbonnais Police Department.....	19
Department Overview – Bradley Police Department.....	20
Department Overview – Broadview Police Department	21
Department Overview – Burr Ridge Police Department.....	22
Department Overview – Champaign County Sheriff’s Office	23
Department Overview – Champaign Police Department	24
Department Overview – Champaign Police Department, Continued	25
Department Overview – Chenoa Police Department	26
Department Overview – Chicago Police Department.....	27
Department Overview – Chicago Police Department, Continued.....	28
Department Overview – Clarendon Hills Police Department.....	29
Department Overview – Countryside Police Department.....	30
Department Overview – Crystal Lake Police Department.....	31
Department Overview – Danvers Police Department	32
Department Overview – Danville Police Department.....	33
Department Overview – DeKalb Police Department.....	34
Department Overview – Des Plaines Police Department.....	35

Department Overview – Downers Grove Police Department36

Department Overview – DuPage County Sheriff’s Office.....37

Department Overview – East Moline Police Department38

Department Overview – East Peoria Police Department39

Department Overview – Elk Grove Village Police Department40

Department Overview – Elmwood Park Police Department.....41

Department Overview – Eureka Police Department42

Department Overview – Farmer City Police Department43

Department Overview – Fayette County Sheriff’s Office.....44

Department Overview – Findlay Police Department45

Department Overview – Freeport Police Department46

Department Overview – Freeport Police Department, Continued47

Department Overview – Fulton Police Department.....48

Department Overview – Galesburg Police Department49

Department Overview – Genoa Police Department.....50

Department Overview – Glendale Heights Police Department51

Department Overview – Glen Ellyn Police Department52

Department Overview – Glenwood Police Department.....53

Department Overview – Greenville Police Department.....54

Department Overview – Grundy County Sheriff’s Office.....55

Department Overview – Hanover Police Department56

Department Overview – Harrisburg Police Department.....57

Department Overview – Harvard Police Department58

Department Overview – Hazel Crest Police Department59

Department Overview – Highland Park Police Department60

Department Overview – Hillside Police Department61

Department Overview – Hodgkins Police Department.....62

Department Overview – Homewood Police Department.....63

Department Overview – Illinois Central College Campus Police.....64

Department Overview – Illinois State University Police Department65

Department Overview – Jo Daviess County Sheriff’s Office66

Department Overview – Kankakee City Police Department.....67

Department Overview – Kankakee County Sheriff’s Office.....68

Department Overview – Kewanee Police Department.....69

Department Overview – Lake County Sheriff’s Office.....70

Department Overview – Lake in the Hills Police Department.....71

Department Overview – Lakemoor Police Department.....72

Department Overview – Lake Villa Police Department73

Department Overview – LeRoy Police Department74

Department Overview – Loyola University Chicago Department of Campus Safety75

Department Overview – Manteno Police Department.....76

Department Overview – Mattoon Police Department.....77

Department Overview – McLean County Sheriff’s Office78

Department Overview – Metra Police Department79

Department Overview – Milan Police Department80

Department Overview – Moline Police Department81

Department Overview – Montgomery Police Department.....82

Department Overview – Morris Police Department.....83

Department Overview – Mount Prospect Police Department.....84

Department Overview – Mundelein Police Department85

Department Overview – Mundelein Police Department, Continued86

Department Overview – Mt. Zion Police Department.....87

Department Overview – Neoga Police Department88

Department Overview – New Lenox Police Department.....89

Department Overview – Niles Police Department.....90

Department Overview – Normal Police Department91

Department Overview – Northern Illinois University Department of Police and Public Safety92

Department Overview – O’Fallon Police Department93

Department Overview – Oswego Police Department.....94

Department Overview – Park Forest Police Department95

Department Overview – Park Ridge Police Department96

Department Overview – Parkland College Police Department.....97

Department Overview – Pekin Police Department.....98

Department Overview – Pittsfield Police Department99

Department Overview – Quincy Police Department.....100

Department Overview – Quincy Police Department, Continued101

Department Overview – Rock Island County Sheriff’s Office	102
Department Overview – Rock Island Police Department	103
Department Overview – Rockford Police Department	104
Department Overview – Roselle Police Department.....	105
Department Overview – Round Lake Beach Police Department	106
Department Overview – Rushville Police Department	107
Department Overview – Sangamon County Sheriff’s Office	108
Department Overview – Spring Grove Police Department.....	109
Department Overview – Springfield Police Department.....	110
Department Overview – Swansea Police Department	111
Department Overview – Sycamore Police Department.....	112
Department Overview – Taylorville Police Department.....	113
Department Overview – Tolono Police Department.....	114
Department Overview – Union County Sheriff’s Office	115
Department Overview – University of Chicago Police Department	116
Department Overview – University of Illinois at Chicago Police Department	117
Department Overview – University of Illinois at Urbana Police Department.....	118
Department Overview – Waukegan Police Department.....	119
Department Overview – Westchester Police Department.....	120
Department Overview – West Chicago Police Department.....	121
Department Overview – Westville Police Department	122
Department Overview – Wheaton Police Department	123
Department Overview – Wheeling Police Department.....	124
Department Overview – Willowbrook Police Department	125
Department Overview – Will County Sheriff’s Office.....	126
Department Overview – Winnebago County Sheriff’s Office.....	127
Department Overview – Wood Dale Police Department	128
Department Overview – Zion Police Department.....	129

Introduction

This 2022 Body Worn Camera Report contains a summary of departments that submitted body worn camera program reports to the Illinois Law Enforcement Training and Standards Board (ILETSB). Each department overview includes narrative information and data provided by the department. Visual charts identify the ten (10) most frequent charges related to incidents; a single incident may have multiple charges. Departments reporting less than five (5) charges exclude visual charts. ILETSB is the repository for department reports.

One hundred seventeen (117) law enforcement departments submitted body worn camera program reports for the period of January 1, 2022, to December 31, 2022, up from one hundred six (106) last year. Categorically, seven (7) campus law enforcement departments, fourteen (14) sheriff's offices, and ninety-six (96) municipal law enforcement departments submitted reports.

It is important to note: due to a change in the underlying statute, some towns no longer need to provide incident reports. Additionally, a small number of towns submitted reports in a format that was ultimately unrecognizable by the compilation system. For these reasons, exclusion from this report is not itself indicative of non-compliance. Seven (7) law enforcement departments submitted non-standard reports with respect to requirements for the period of January 1, 2022, to December 31, 2022. Therefore, this report excludes these departments:

- Carpentersville Police Department
- Cicero Police Department
- Effingham Police Department
- Matteson Police Department
- Niles Police Department
- Orland Park Police Department
- Rockford Police Department

Executive Summary

Departments provide a brief overview, which includes the number of officers in the department, number of body-worn cameras, and number of officers who use those cameras.

Technical Issues

Common technical issues include low battery life, cameras not charging, difficulty uploading footage, and cameras falling off the officer. Departments may list remedies to the issues.

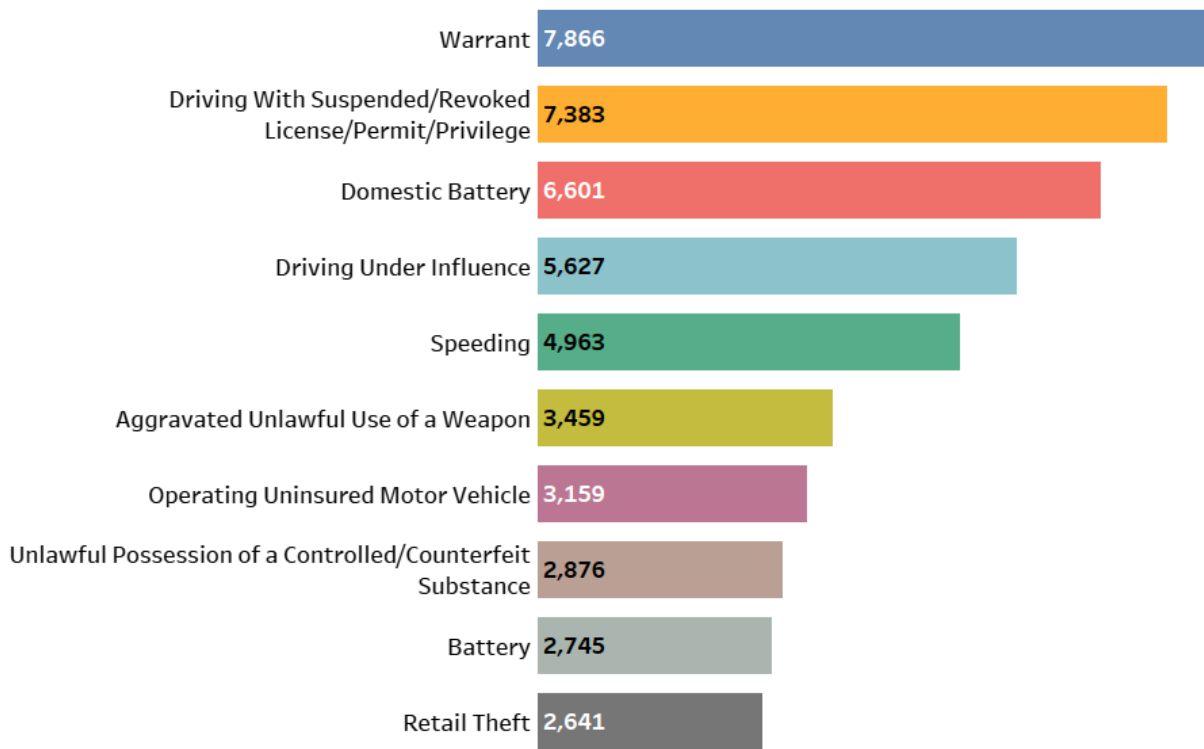
Review Process

Departments report review policy on body worn camera footage.

Incidents

Departments report incidents when prosecutors use body worn camera footage. This section counts and lists incidents and offenses charged. Please note, one (1) incident may contain multiple offenses charged. Between January 1, 2022, and December 31, 2022, one hundred four (104) departments report seventy-six thousand five hundred fifty-one (76,551) incidents leading to eighty-nine thousand nine hundred fifty-five (89,955) offenses charged. Fifty percent (50%) of offenses charged were the following ten (10) offenses:

Greatest Frequency Offenses



Department Overview – Aledo Police Department

Aledo Police Department’s report does not provide department or body worn camera information.

Technical Issues

Aledo Police Department reports zero (0) technical issues.

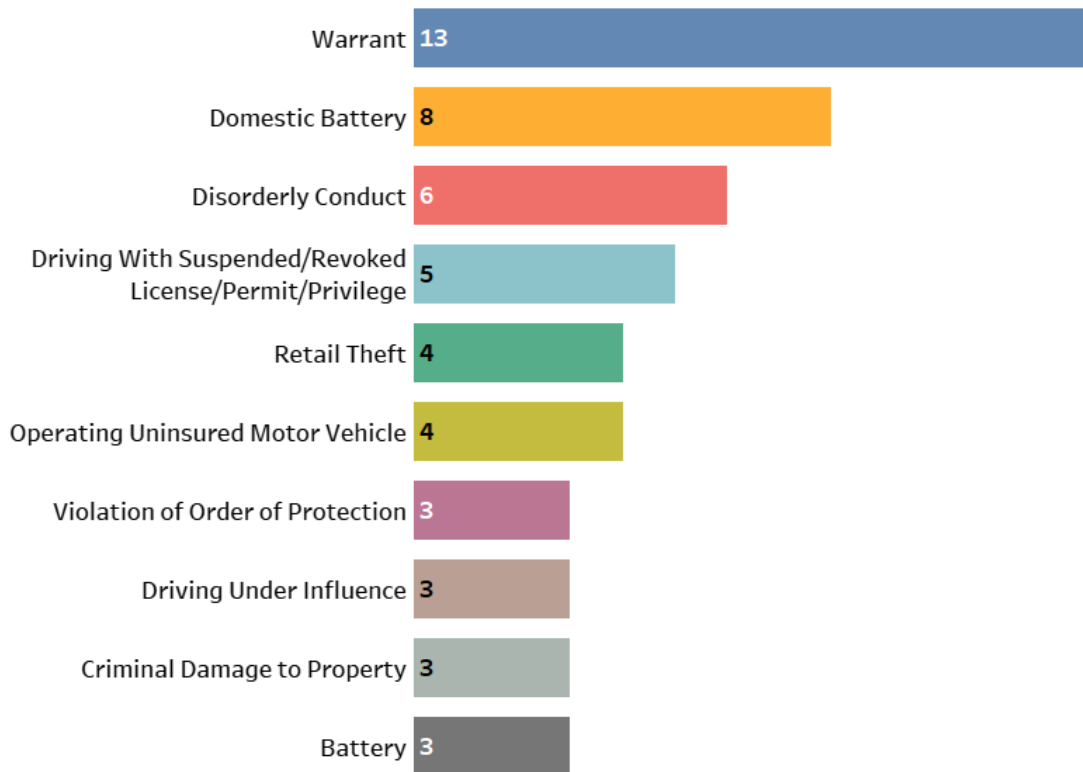
Review Process

Aledo Police Department’s report does not include a formal review process.

Incidents

Between January 1, 2022, and December 31, 2022, Aledo Police Department reports fifty-seven (57) incidents leading to seventy-three (73) offenses charged. Below is a snapshot of the greatest frequency of offenses charged.

Greatest Frequency Offenses



Department Overview – Antioch Police Department

Antioch Police Department consists of thirty-one (31) officers who utilize thirty-one (31) body worn cameras.

Technical Issues

Antioch Police Department reports several minor issues, including: syncing to the in-car system, charging issues, software issues, and hardware issues.

Review Process

Antioch Police Department supervisors review all videos related to use of force and vehicle pursuits, reports of alleged misconduct, performance review, and training. Supervisors are authorized to review relevant recordings any time they are investigating alleged misconduct or reports of meritorious conduct or whenever such recordings would be beneficial in reviewing a member's performance. Shift sergeants shall ensure that officers are using body worn camera equipment appropriately and in compliance with policy. Supervisors are required to periodically review a sample of body worn camera recordings made by each of their subordinate officers to verify compliance with policy and identify any potential training needs.

Incidents

Antioch Police Department's report does not include incidents data.

Department Overview – Aurora Police Department

Aurora Police Department consists of three hundred twenty (320) sworn officers who utilize three hundred twenty (320) body worn cameras. The department initiated a soft launch of approximately twenty-five (25) officers in October 2021, and fully implemented the program in January 2022.

Technical Issues

The Aurora Police Department experienced very few technical issues, with the main technical issue for 2022 being intermittent issues with Redaction Studio.

Review Process

The Aurora Police Department utilizes built-in software in Axon's evidence.com, called Axon Performance, to review body worn camera footage of officers and supervisors, ensuring their proper use and performance. The software is set to automatically (monthly) select one random video for each officer in a squad for review. The supervisor one rank above the rank of the officer creating the video is responsible for these reviews. Any deficiencies in how the camera is utilized, worn, and functions is documented and then an email is directed to the officer or supervisor for correction.

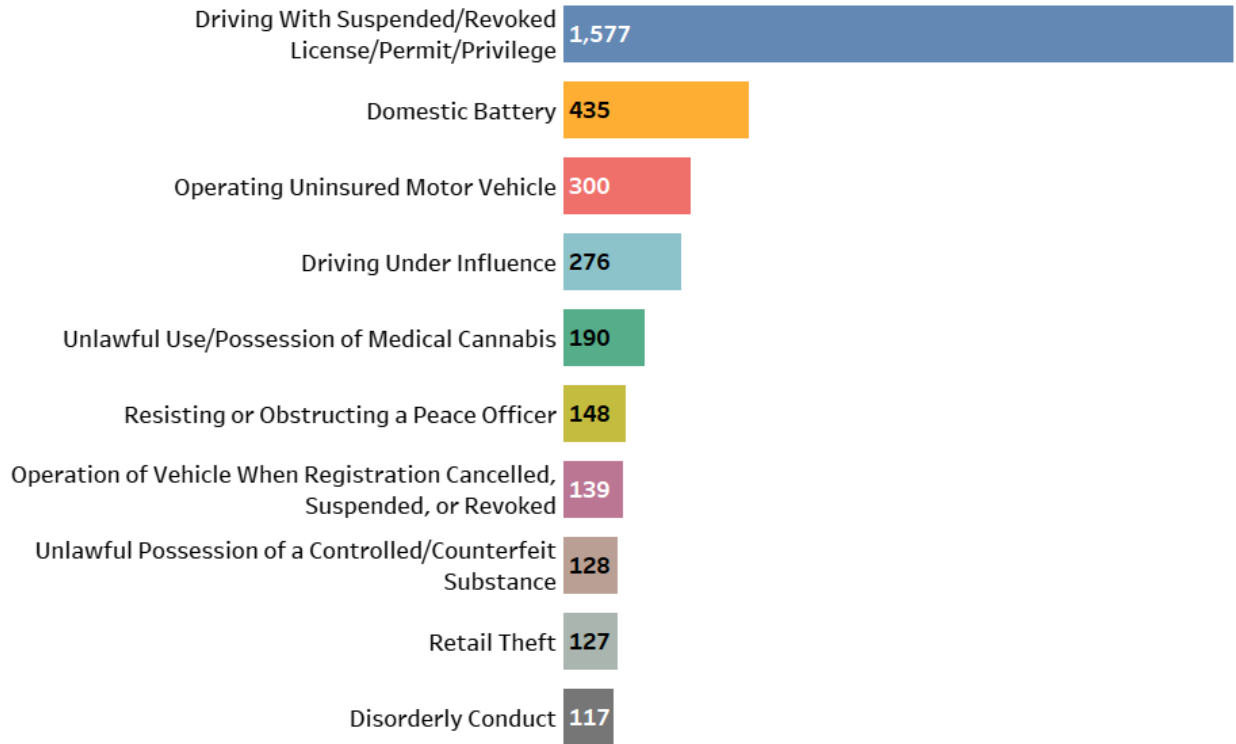
Supervisors do not review recordings to search for violations of policy or law not related to a specific complaint or incident. Supervisors may, per policy, review BWC footage for the following: formal or informal complaint, or encounter could result in a complaint, use of force encounters, as corroboration of evidence of misconduct, or viewed to correct substandard performance or highlight commendatory performance.

Incidents

Between January 1, 2022, and December 31, 2022, Aurora Police Department reports three-thousand four hundred thirty-seven (3,437) incidents leading to three-thousand four hundred thirty-seven (3,437) offenses charged. On the following page is a snapshot of the greatest frequency of offenses charged.

Department Overview – Aurora Police Department, Continued

Greatest Frequency Offenses



Department Overview – Bartonville Police Department

Bartonville Police Department consists of fifteen (15) sworn officers who utilize eight (8) body worn cameras. The detective, SRO, and CIERT/ILEAS officer each have an additional camera, for a total of eleven (11) WatchGuard body worn cameras.

Technical Issues

Bartonville Police Department reports issues with eight (8) body worn cameras malfunctioning due to battery and locking clips issues; installing new batteries and clips solved the issues. One (1) camera stopped recording, but there was no data loss.

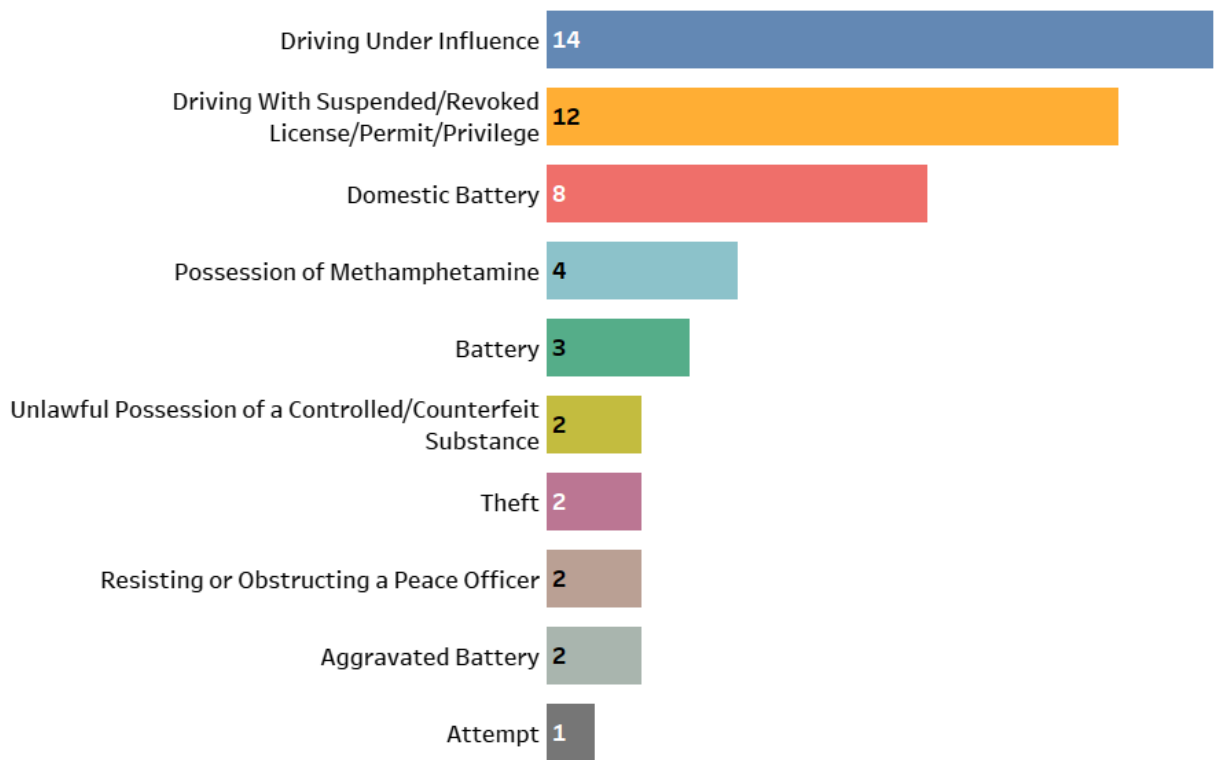
Review Process

Bartonville Police Department's review process consists of all use of force incidents being reviewed by the chief of police. Every sixty (60) days the detective officer reviews at least one (1) taped event from each officer. The reviews ensure that the cameras are being used properly, any malfunctioning of equipment is addressed, and any feedback can be given to each officer.

Incidents

Between January 1, 2022, and December 31, 2022, Bartonville Police Department reports sixty-six (66) incidents leading to sixty-eight (68) offenses charged. Below is a snapshot of the greatest frequency of offenses charged.

Greatest Frequency Offenses



Department Overview – Batavia Police Department

Batavia Police Department utilizes forty-one (41) body worn cameras. The department activated and deployed its body worn camera program on May 10, 2021. Getac was selected as the camera vendor and model BC-2 is the camera used by all officers during this annual report cycle.

Technical Issues

Batavia Police Department reports zero (0) technical issues. There were a few occasions where there were issues with the camera charging stations not connecting with the server which caused delays in charging and in uploads of videos. No loss of data was reported.

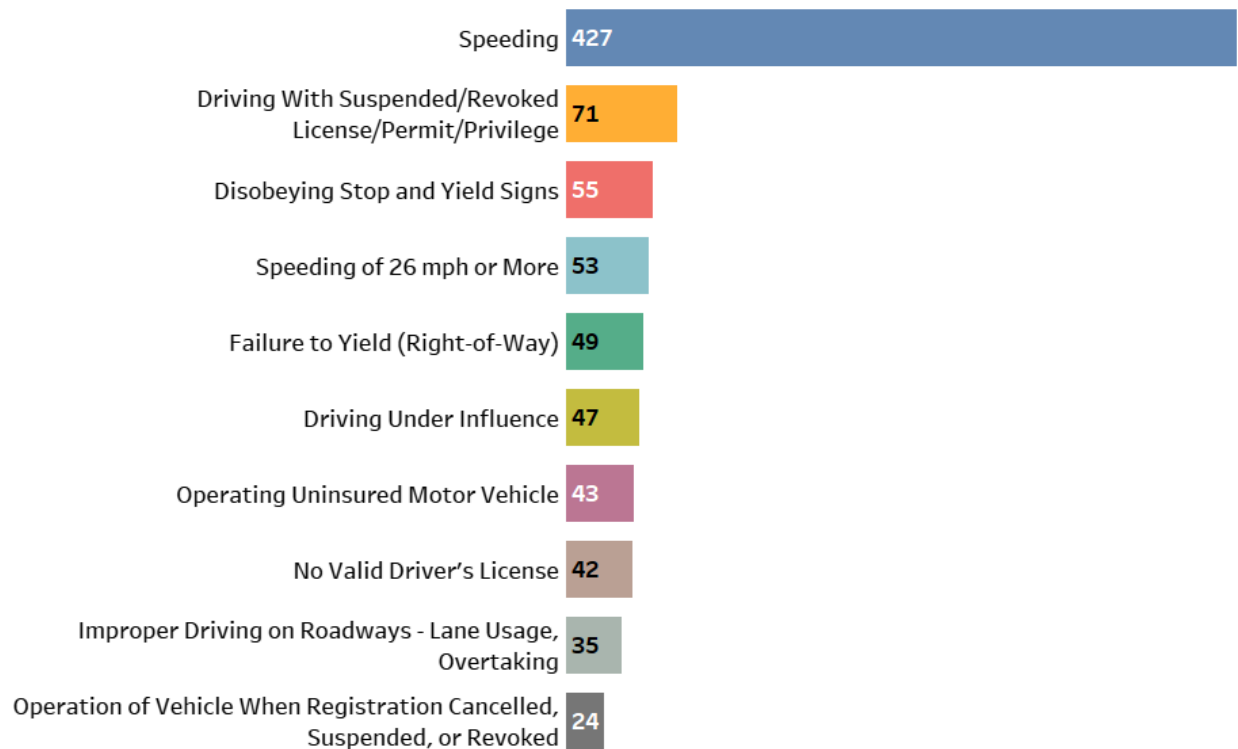
Review Process

Batavia Police Department supervisors are authorized to review relevant body worn camera recordings at any time, to include: when they are investigating misconduct or reports of meritorious conduct, or whenever such recordings would be beneficial in reviewing an officer's performance. Monthly, supervisors randomly review ten (10) recordings pertaining to their area of responsibility to ensure that the equipment is operating properly and that officers are using the cameras appropriately and in accordance with policy and training.

Incidents

Between January 1, 2022, and December 31, 2022, Batavia Police Department reports one thousand thirty-six (1,036) incidents leading to one thousand forty-one (1,041) offenses charged. Below is a snapshot of the greatest frequency of offenses charged.

Greatest Frequency Offenses



Department Overview – Bedford Park Police Department

Bedford Park Police Department consists of thirty-seven (37) sworn officers who utilize thirty-five (35) body worn cameras. All thirty-five (35) of the body worn cameras were issued to lieutenants, sergeants, the investigations division, and the patrol division.

Technical Issues

Bedford Park Police Department reports minor technical issues, including some of the body worn cameras creating multiple videos on calls, and battery life not lasting throughout the 12-hour shift.

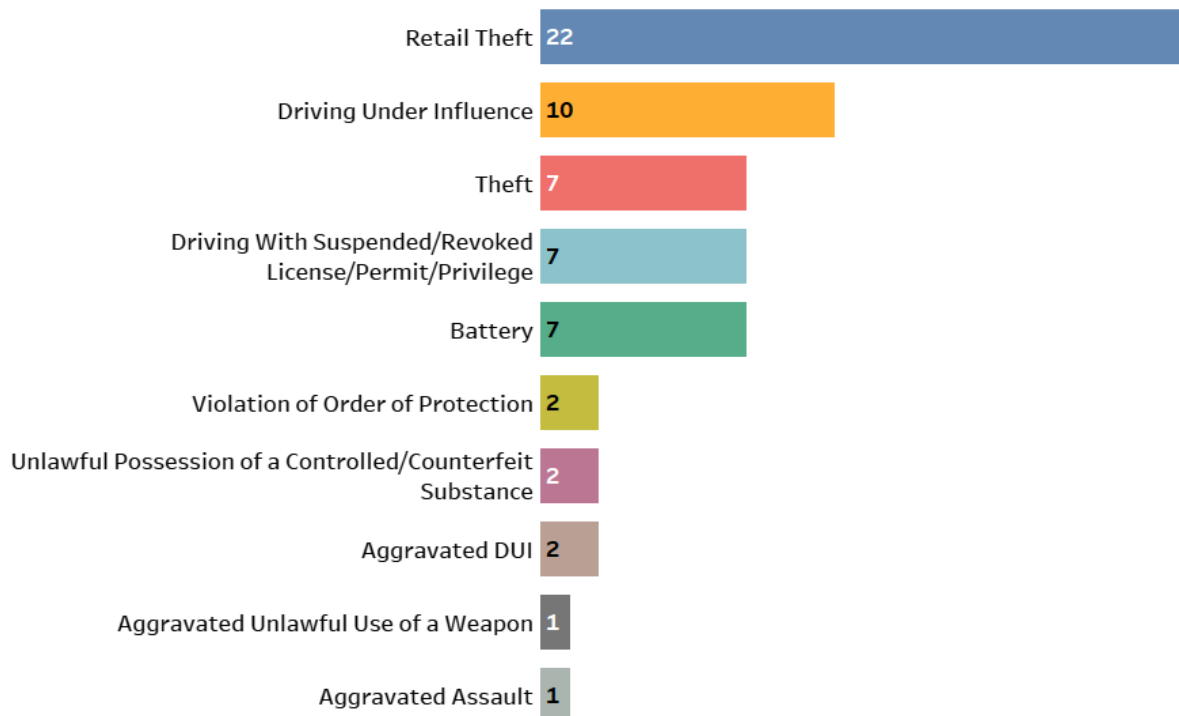
Review Process

Bedford Park Police Department's Deputy Chief and a sergeant are responsible for the body worn camera review process. Each month, the number of videos created for each police officer is entered into Frontline Quality Assurance Evaluation. Frontline shuffles the videos, randomly selects a video, and then a sergeant views the video in its entirety, to ensure that each officer is following the Bedford Park Police Department Body Worn Camera Policy. The reviewing sergeant then submits each monthly review to the chief of police and deputy chief. The deputy chief then enters the monthly videos into Frontline, and reviews a video that is selected by Frontline, to complete the review process.

Incidents

Between January 1, 2022, and December 31, 2022, Bedford Park Police Department reports sixty-five (65) incidents leading to sixty-seven (67) offenses charged. Below is a snapshot of the greatest frequency of offenses charged.

Greatest Frequency Offenses



Department Overview – Bellwood Police Department

Bellwood Police Department consists of ten (10) supervisors, four (4) detectives, and twenty-eight (28) patrol officers who utilize forty-three (43) body worn cameras.

Technical Issues

Bellwood Police Department reports zero (0) technical issues.

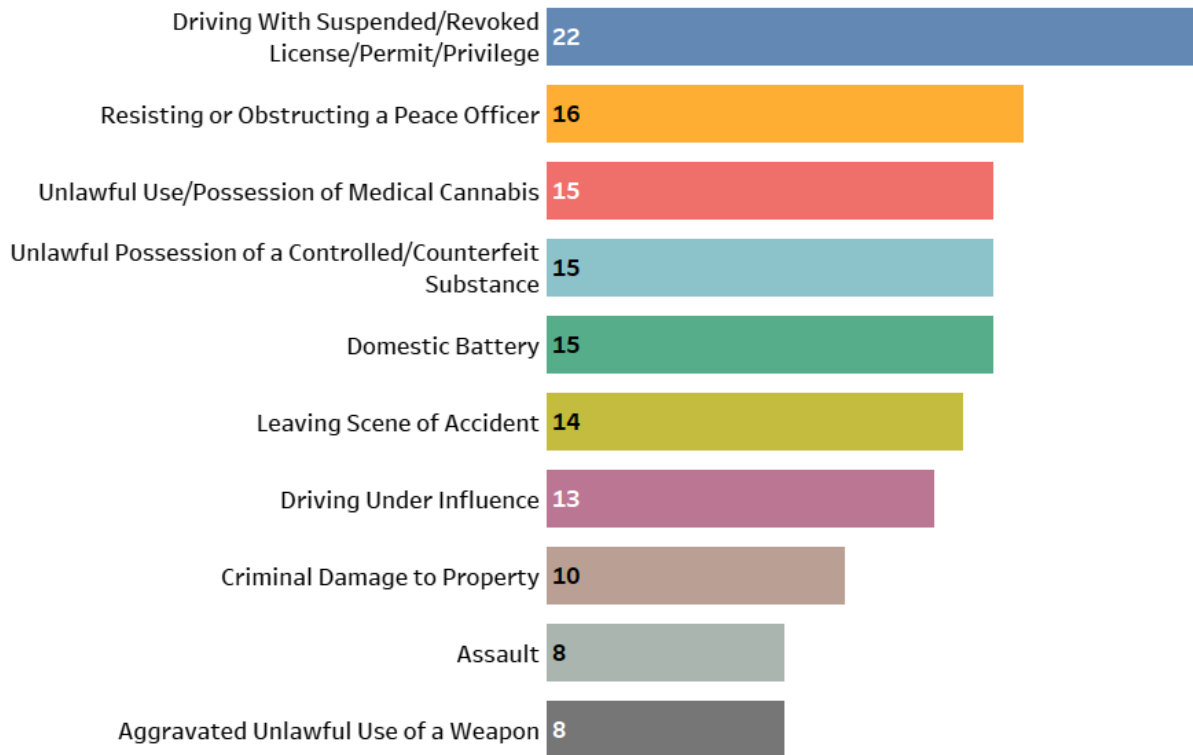
Review Process

Bellwood Police Department's report does not include a formal review process.

Incidents

Between January 1, 2022, and December 31, 2022, Bellwood Police Department reports one hundred sixty-two (162) incidents leading to two hundred thirty-nine (239) offenses charged. Below is a snapshot of the greatest frequency of offenses charged.

Greatest Frequency Offenses



Department Overview – Belvidere Police Department

Belvidere Police Department utilizes forty-three (43) body worn cameras.

Technical Issues

Belvidere Police Department reports zero (0) technical issues.

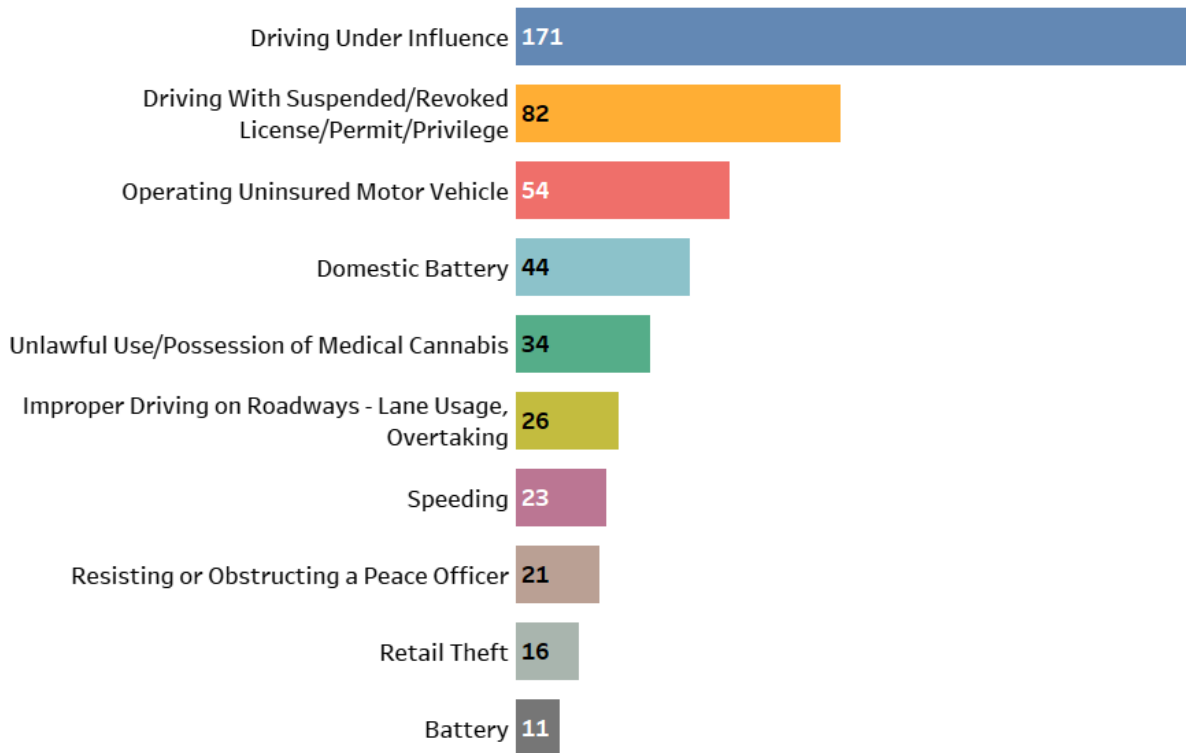
Review Process

Belvidere Police Department supervisors and administrators utilize the body worn cameras in accordance with the laws of the State of Illinois. They are used as evidence in criminal cases, and the videos are not reviewed for discipline purposes unless citizen complaints are filed.

Incidents

Between January 1, 2022, and December 31, 2022, Belvidere Police Department reports three hundred fifty-seven (357) incidents leading to six hundred eighty-nine (689) offenses charged. Below is a snapshot of the greatest frequency of offenses charged.

Greatest Frequency Offenses



Department Overview – Bensenville Police Department

Bensenville Police Department utilizes forty-one (41) body worn cameras, used by thirty-six (36) full-time officers and four (4) part-time officers. Two (2) body worn cameras remain unassigned to be utilized as a spare if a camera malfunctions or has technical difficulties.

Technical Issues

Bensenville Police Department reports twenty-three (23) technical issues. Of those issues, five (5) body worn cameras were replaced to resolve the problems. Most of the issues stemmed from faulty batteries. These battery issues were caused by a “bloating” or enlargement of the middle of batteries causing the body worn camera to either go into a “system recovery mode,” which can cause issues with recording an event, or simply fail to secure to the officer’s mount.

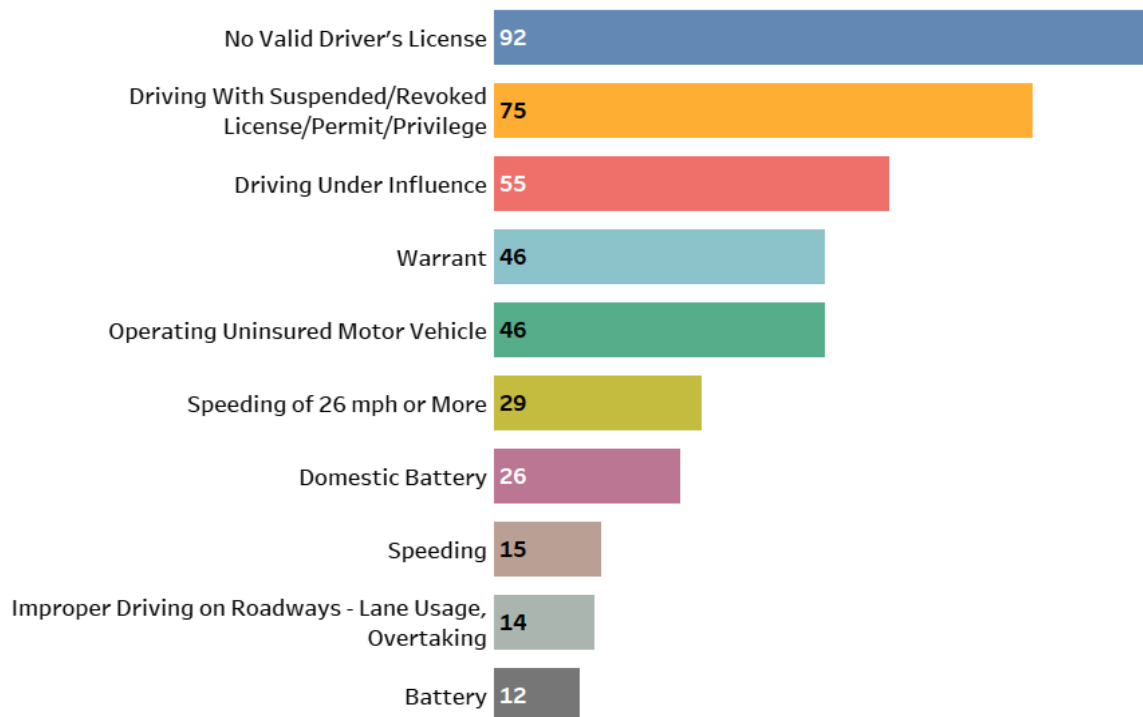
Review Process

On a monthly basis, supervisors review an event captured by their officer’s body worn camera. This audit is to ensure that the body worn camera is operating properly and that officers are using the camera appropriately and in accordance with policy and training. The supervisor completes the Bensenville Police Department BWC Supervisor Monthly Audit form and reviews it with their officer. Those audits are then turned into the Body Worn Camera Administrator for review.

Incidents

Between January 1, 2022, and December 31, 2022, Bensenville Police Department reports three hundred forty-one (341) incidents leading to five hundred seventy-six (576) offenses charged. Below is a snapshot of the greatest frequency of offenses charged.

Greatest Frequency Offenses



Department Overview – Bloomington Police Department

Bloomington Police Department utilizes one hundred fifteen (115) body worn cameras, used by all sworn personnel when required.

Technical Issues

Bloomington Police Department reports issues with uploading and their CAD integration tool.

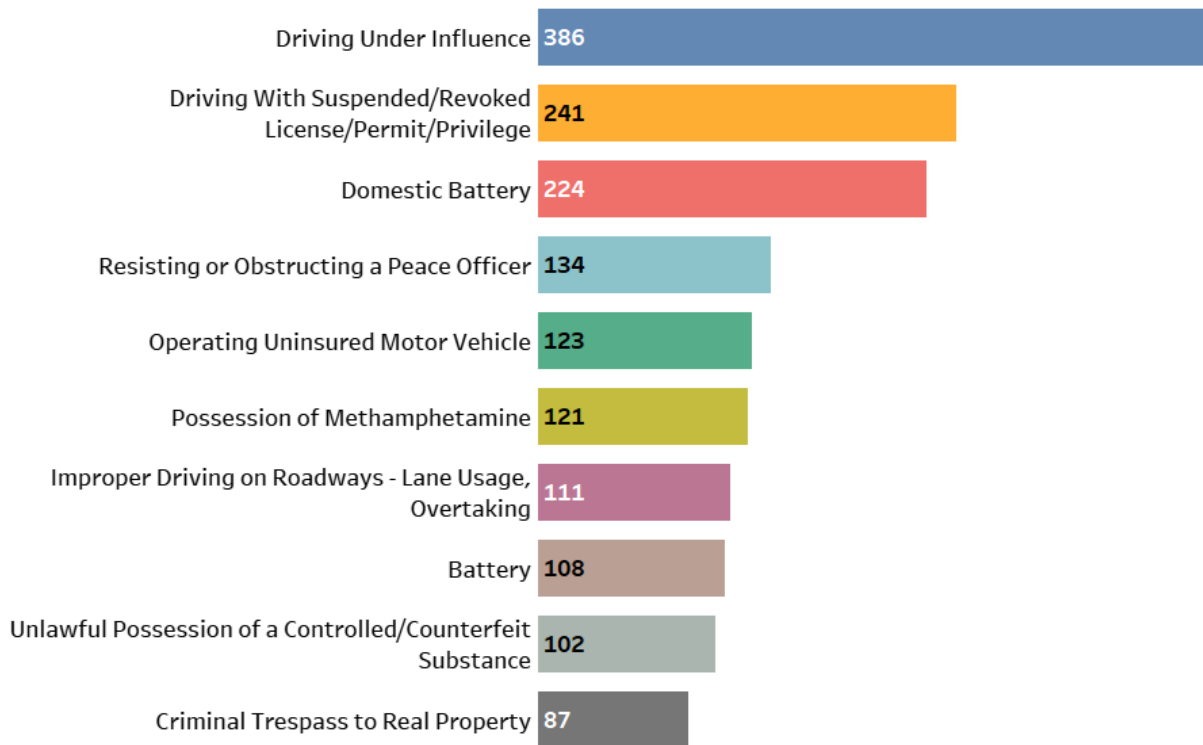
Review Process

Bloomington Police Department supervisors review footage on an as-needed basis, including calls for service, complaints, or other relevant issues. Supervisors also review a minimum of two (2) random videos per officer per month.

Incidents

Between January 1, 2022, and December 31, 2022, Bloomington Police Department reports one thousand six hundred twenty-eight (1,628) incidents leading to three thousand four hundred thirty-nine (3,439) offenses charged. Below is a snapshot of the greatest frequency of offenses charged.

Greatest Frequency Offenses



Department Overview – Bond County Sheriff’s Office

Bond County Sheriff’s Office’s report does not provide department or body worn camera information.

Technical Issues

Bond County Sheriff’s Office reports zero (0) technical issues.

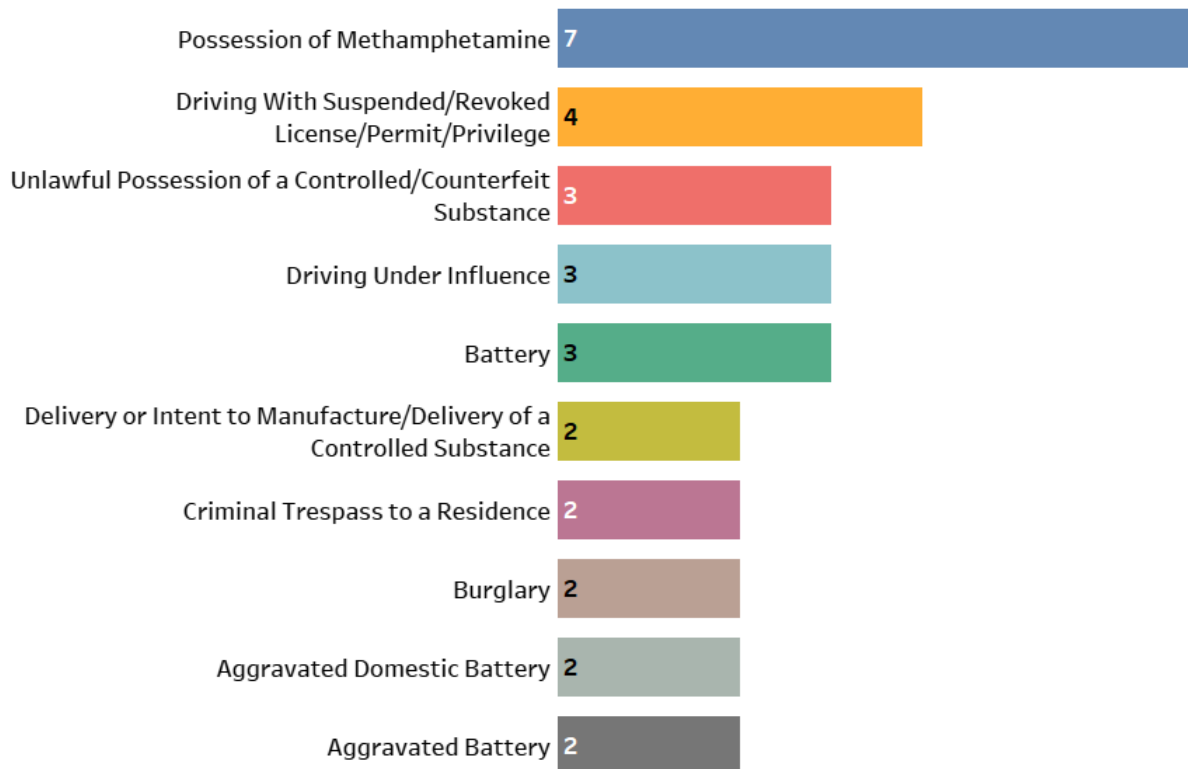
Review Process

Bond County Sheriff’s Office’s report does not include a formal review process.

Incidents

Between January 1, 2022, and December 31, 2022, Bond County Sheriff’s Office reports fifty (50) incidents leading to fifty (50) offenses charged. Below is a snapshot of the greatest frequency of offenses charged.

Greatest Frequency Offenses



Department Overview – Bourbonnais Police Department

The Bourbonnais Police Department consists of twenty-seven (27) sworn officers who utilize twenty-four (24) Getac body worn cameras. All officers assigned to patrol wear a body worn camera during their regular shift and any overtime details. Detectives wear body worn cameras when taking statements or meeting with victims, witnesses, and/or suspects. The SRO is issued their own body worn camera to always keep and use during certain encounters while in the schools as deemed necessary.

Technical Issues

Officers experienced low battery alerts before the end of their shift, which has been resolved by internal programming and USB charging cords in the squads as well as the ability to swap out for a fully charged camera during the shift. Other minor issues encountered were videos uploading issues and the body worn camera not synching to in-car cameras.

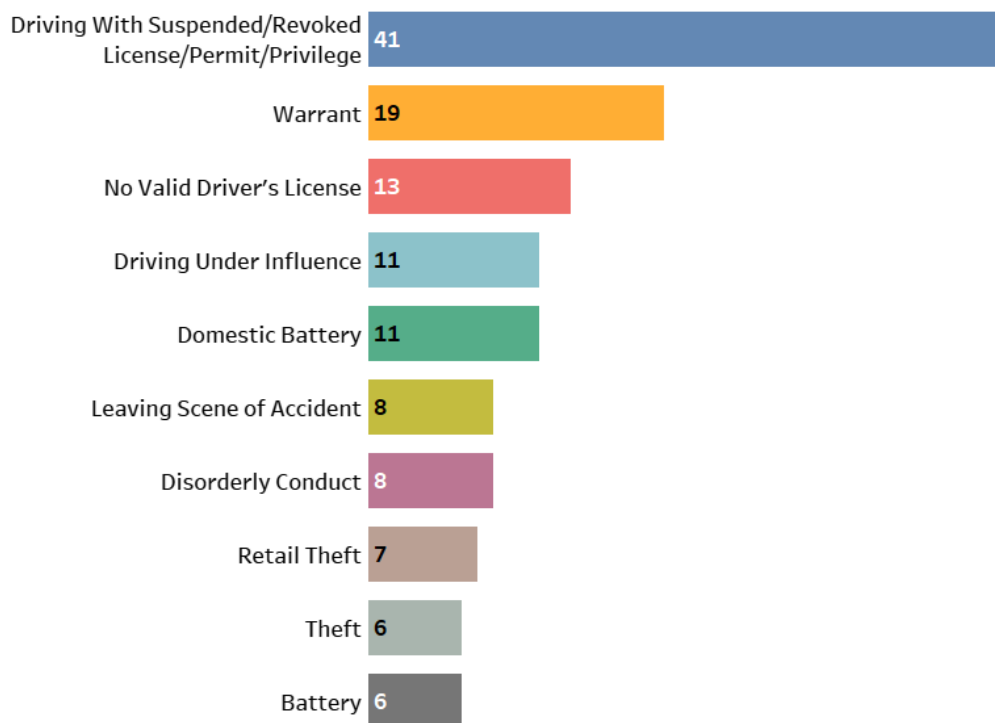
Review Process

Supervisors randomly review body worn camera videos of officers on their shifts to document training issues and policy compliance that should be addressed at their level. Administrators have the right to review body worn camera videos any time they are investigating alleged misconduct, reports of meritorious conduct or whenever such recordings would be beneficial in reviewing an officer's performance or a training exercise.

Incidents

Between January 1, 2022, and December 31, 2022, Bourbonnais Police Department one hundred sixty-three (163) incidents leading to one hundred sixty-three (163) offenses charged. Below is a snapshot of the greatest frequency of offenses charged.

Greatest Frequency Offenses



Department Overview – Bradley Police Department

Bradley Police Department's report does not provide department or body worn camera information.

Technical Issues

Bradley Police Department reports zero (0) technical issues.

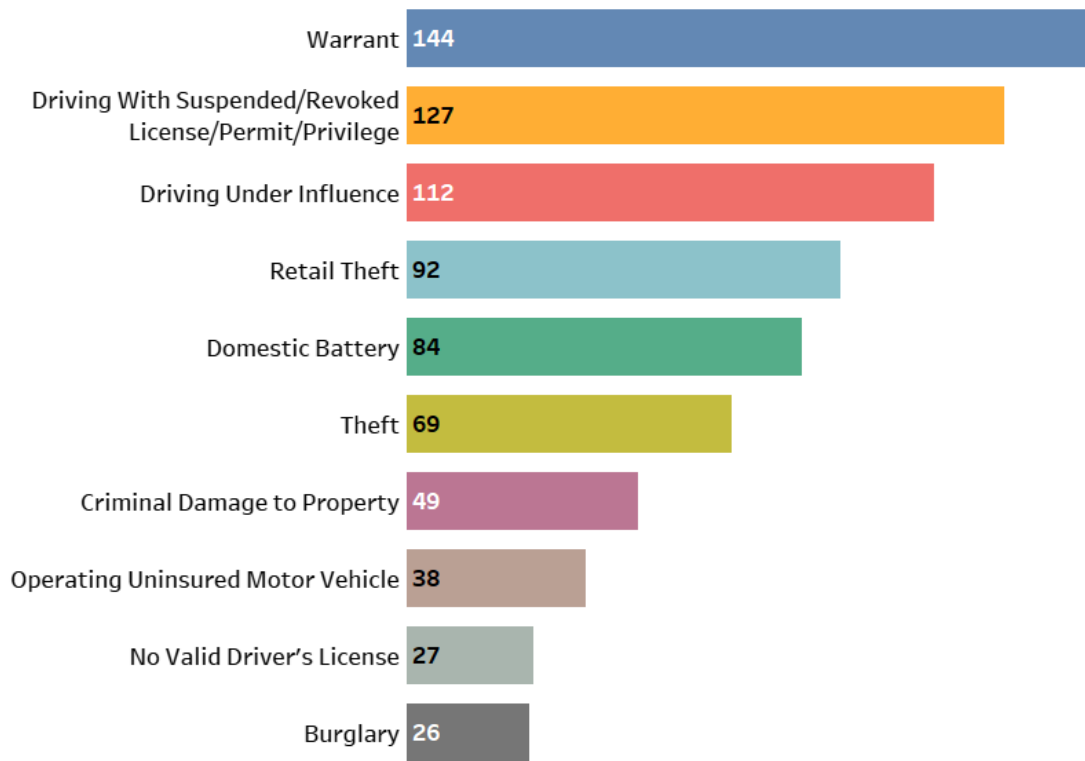
Review Process

Bradley Police Department does not include a formal review process for body worn cameras.

Incidents

Between January 1, 2022, and December 31, 2022, Bradley Police Department eight hundred sixty-six (866) incidents leading to one thousand three hundred eight (1,308) offenses charged. Below is a snapshot of the greatest frequency of offenses charged.

Greatest Frequency Offenses



Department Overview – Broadview Police Department

Broadview Police Department’s report does not provide department or body worn camera information.

Technical Issues

Broadview Police Department reports zero (0) technical issues.

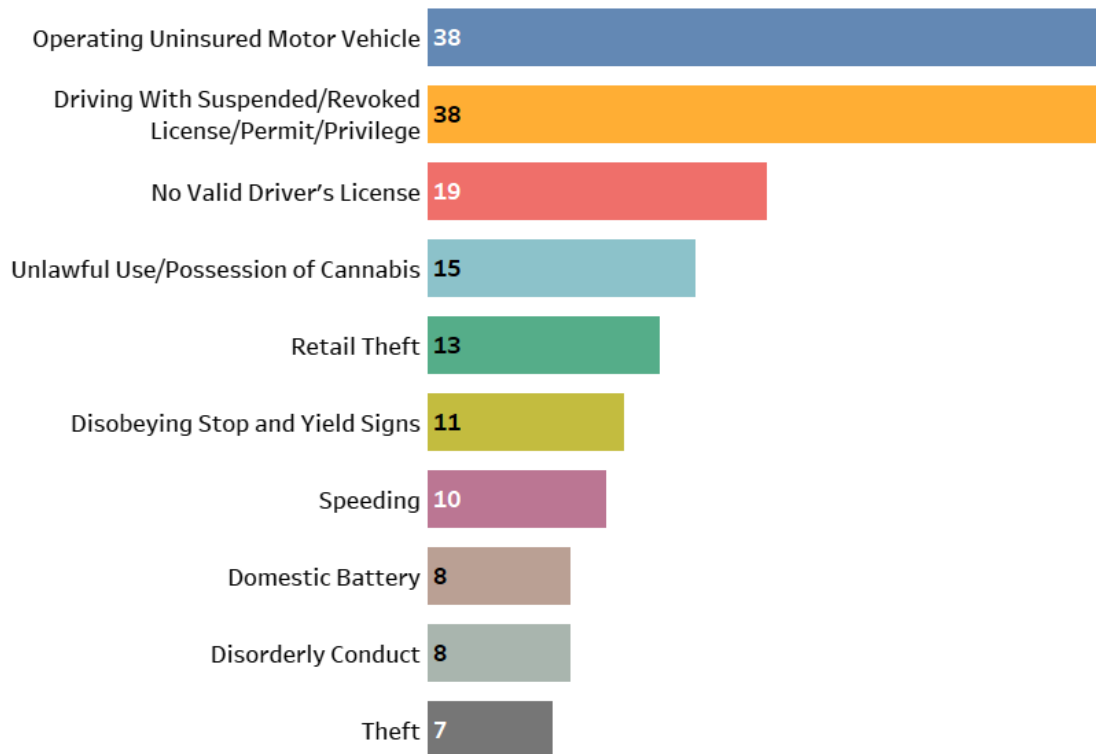
Review Process

Broadview Police Department’s report does not include a formal review process.

Incidents

Between January 1, 2022, and December 31, 2022, Broadview Police Department reports two hundred thirty-one (231) incidents leading to two hundred forty-three (243) offenses charged. Below is a snapshot of the greatest frequency of offenses charged.

Greatest Frequency Offenses



Department Overview – Burr Ridge Police Department

Burr Ridge Police Department consists of twenty-seven (27) officers who utilize twenty-seven (27) body worn cameras. The department began using body worn cameras in August 2022.

Technical Issues

Officers reported an issue with the camera batteries running out well before the end of their 12-hour shift. The video resolution was lowered from 1440p to 720p, which helped extend the battery life. A charging cable was added to each squad car to allow for mobile charging, when needed. Two (2) officers each reported one occurrence where their body-worn camera spontaneously shut down and rebooted during a recording. The cameras were docked to download the latest firmware update, and the issue has not recurred in either camera.

Review Process

Per General Order 4.14, monthly documented review of video data for every employee shall be conducted to assist in periodic assessment of performance and to determine whether the equipment is being properly used. This review will be completed by the patrol sergeant for each watch and shall include at least two separate instances per employee.

Incidents

Burr Ridge Police Department's report does not include incident data.

Department Overview – Champaign County Sheriff’s Office

Champaign County Sheriff’s Office consists of fifty-six (56) sworn deputies who utilize fifty-six (56) Axon Body 3 body worn cameras.

Technical Issues

Champaign County Sheriff’s Office reports zero (0) technical issues.

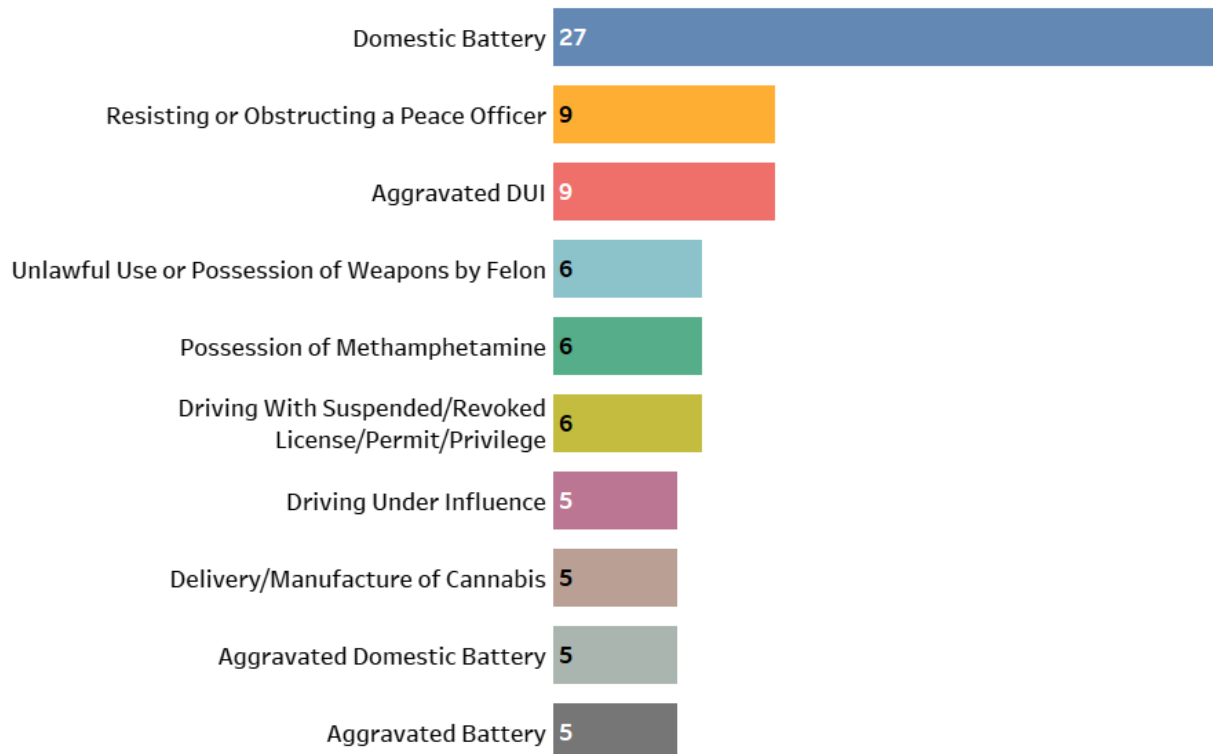
Review Process

Champaign County Sheriff’s Office Patrol Division Lieutenant, the Investigations Division Lieutenant, and the Administrative Support Lieutenant view at least four (4) videos, one (1) from each shift, and review them from a management standpoint of quality control. If an issue is discovered, the captain of the law enforcement division is to be contacted and a determination will be made for the best course of action to remedy the problem. Each week, the shift supervisors choose at least six (6) videos from their shift and review the videos from a supervisory standpoint for quality control. If an issue is discovered, which cannot be addressed at their level, they are advised to contact the patrol division lieutenant to determine the best course of action to remedy the problem.

Incidents

Between January 1, 2022, and December 31, 2022, Champaign County Sheriff’s Office reports seventy-six (76) incidents leading to one hundred thirty-six (136) offenses charged. Below is a snapshot of the greatest frequency of offenses charged.

Greatest Frequency Offenses



Department Overview – Champaign Police Department

Champaign Police Department consists of one hundred twenty-six (126) officers who utilize body worn cameras. In July 2017, the City of Champaign Police Department completed its full implementation of body worn cameras to all sworn law enforcement officers in every division of the department. The Champaign Police Department continued with its fully implemented deployment of Panasonic Arbitrator Mark 3 body worn cameras throughout 2021.

Technical Issues

Champaign Police Department reports several issues for body worn cameras:

- Officers misclassify footage
- SD card errors
- Failure to operate
- Camera recording failure
- Camera synchronization failure
- Charging/syncing cable failure due to normal wear and tear. Department replaces these at a rate of two (2) to three (3) a month
- Video import issues: most are resolved in-house while remaining are resolved with the assistance of the manufacturer
- Camera mount failure
- Footage sharing limitations. State's Attorney's Office unable to access shared folder; department provides videos on discs and portable hard drives to ensure the State's Attorney's Office receives copies of the videos.

Review Process

Champaign Police Department supervisors randomly view footage for quality and to ensure policy compliance. Reviews are also conducted for use of force incidents above normal handcuffing, when officers flag and note footage reviewed before submitting a report, before debriefings, and for FOIA requests.

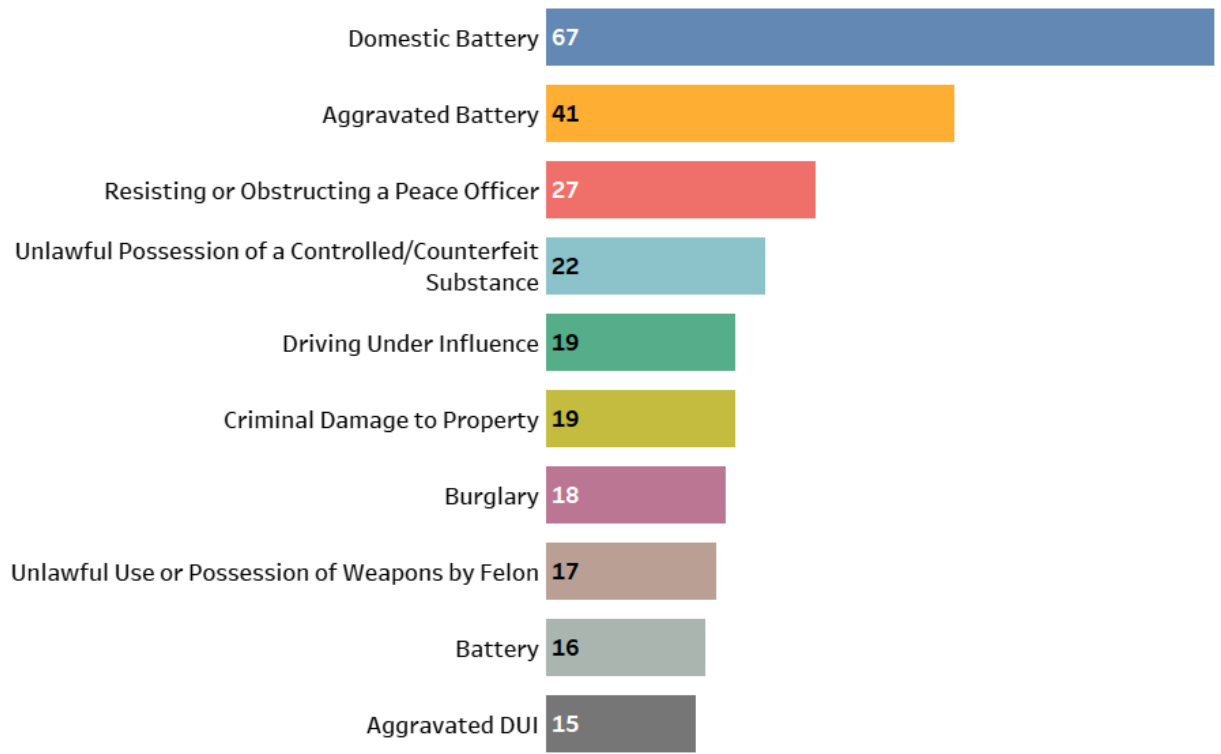
The Deputy Chief reviews accidental footage to maintain officer's privacy; City of Champaign Legal Department, Champaign County State's Attorney's Office, and defense attorneys review footage for legal proceedings. The video program manager (City of Champaign Police Department Lieutenant) reviews random videos on a consistent basis to ensure compliance with the Department's policy and procedures, as well as state law. The City of Champaign Police Department's Administration and Professional Standards Division reviews videos related to allegations of misconduct. Beginning May 2019, the City of Champaign Human Relations Commission Citizen Review Subcommittee began reviewing videos related to citizen complaints involving a formal complaint investigation.

Department Overview – Champaign Police Department, Continued

Incidents

Between January 1, 2022, and December 31, 2022, Champaign Police Department reports two hundred ninety-three (293) incidents leading to four hundred sixty-seven (467) offenses charged. Below is a snapshot of the greatest frequency of offenses charged.

Greatest Frequency Offenses



Department Overview – Chenoa Police Department

Chenoa Police Department consists of seven (7) officers, four (4) full-time and three (3) part-time, who utilize seven (7) AXON Body-3 body worn cameras.

Technical Issues

Chenoa Police Department reports that while using VIEVU LE-5 cameras, several devices were experiencing short battery life, including one (1) device that locked up completely and could not be reset. In June of 2022, Chenoa Police Department switched to AXON cameras and have not experienced any technical or equipment issues at this time.

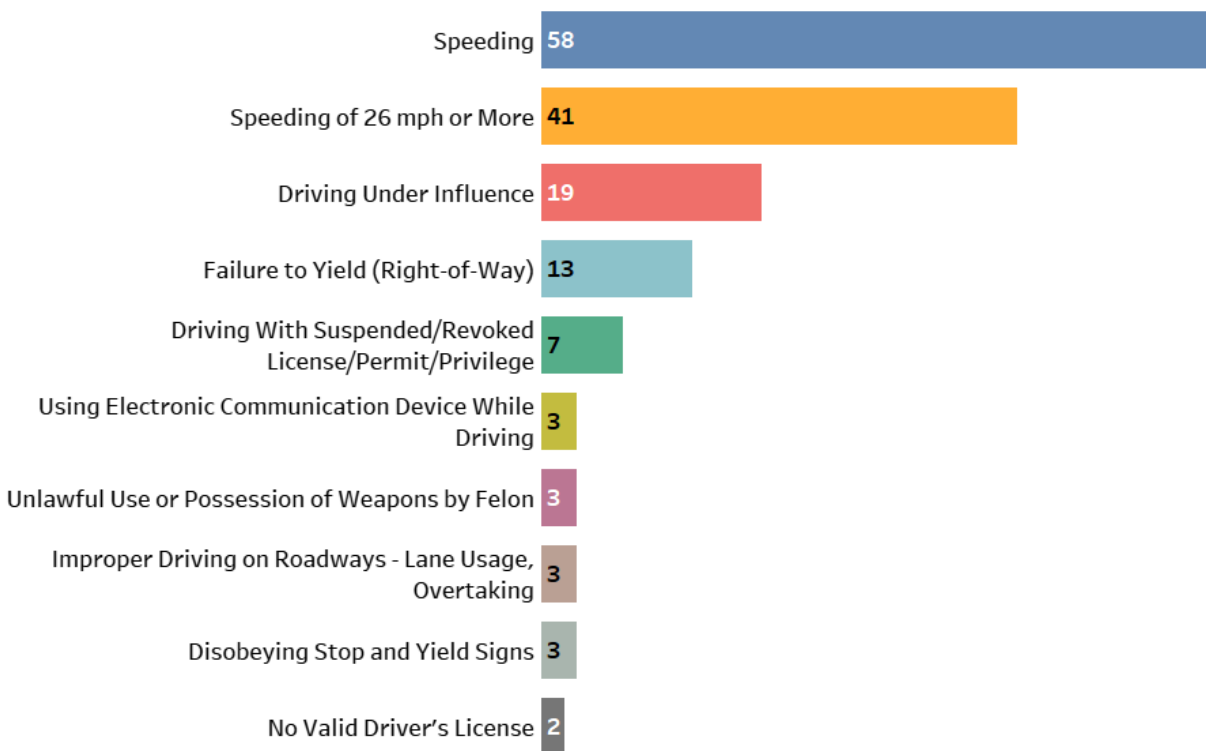
Review Process

Chenoa Police Department reviews all use of force incidents and most felony and DUI arrests, as well as performing periodic random reviews to assess policy and procedure compliance in the use of body worn cameras.

Incidents

Between January 1, 2022, and December 31, 2022, Chenoa Police Department reports one hundred fifty-two (152) incidents leading to one hundred sixty-one (161) offenses charged. Below is a snapshot of the greatest frequency of offenses charged.

Greatest Frequency Offenses



Department Overview – Chicago Police Department

Chicago Police Department is the largest municipal police agency in Illinois with approximately eleven thousand five hundred (11,500) sworn officers. The Chicago Police Department is divided into two (2) offices: the Office of Operations and the Office of Constitutional Policing and Reform. The Chicago Police Department has prioritized officer worn camera deployment in the Office of Operations Patrol Districts and Units within the Special Operations Group. Chicago Police Department maintains a pool of 1,800 additional cameras to be assigned to sworn officers during deployments, special events, and temporary field duty.

The Chicago Police Department consists of twenty-two (22) patrol districts, as well as Area Community Safety Teams. These districts and teams are staffed by approximately seven thousand five hundred (7,500) sworn officers; all of the officers are equipped with body worn cameras. There are another approximately eight hundred (800) body worn cameras assigned to the Mass Transit Unit, SWAT, Traffic, Detail Unit, Fugitive Apprehension, and Investigative Response teams. As of May 1, 2023, approximately ten thousand (10,000) body worn cameras are utilized by the Chicago Police Department.

Technical Issues

Chicago Police Department reports that there have been no major technical issues with their cameras and are currently in the process of replacing their older cameras with new cameras of the same model.

Review Process

Chicago Police Department supervisors ensure:

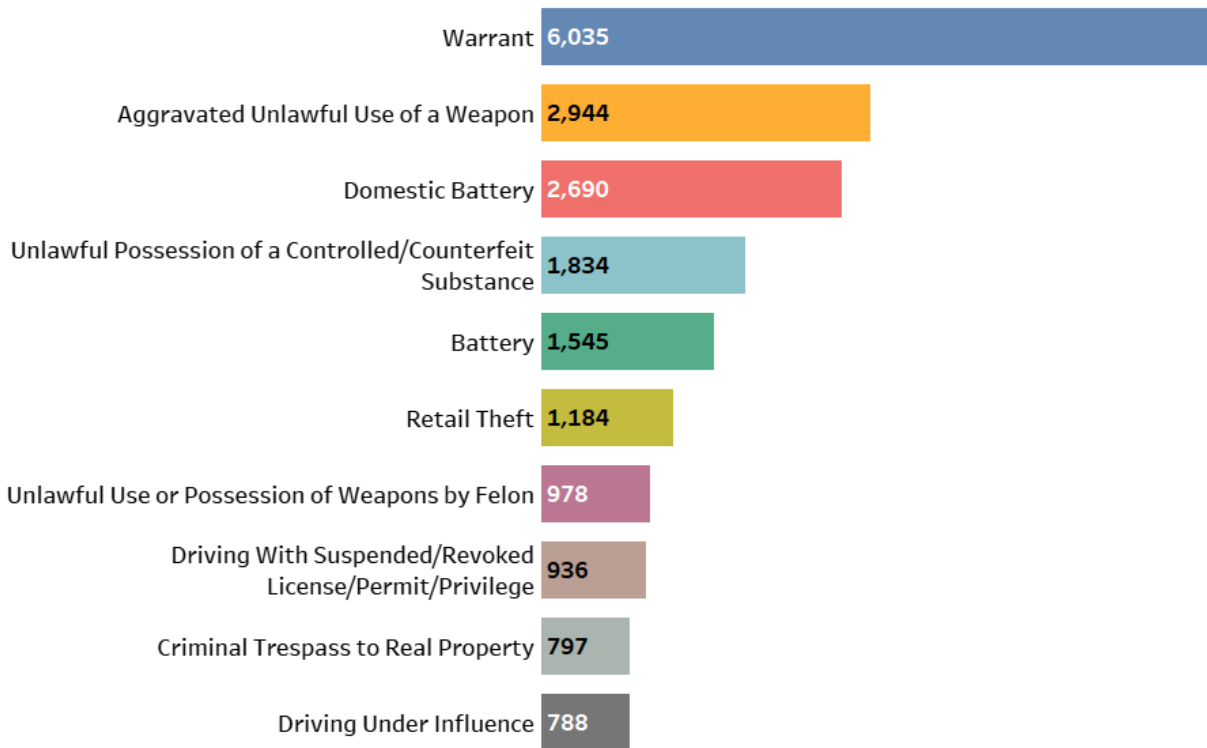
- Department members use body worn cameras consistent with Chicago Police Department directives.
- A report is entered in a Chicago Police Department application whenever any member is unable to use the body worn camera or download digitally recorded data due to technical problems. This application is monitored by trained field technicians who respond to repair or replace any defective equipment; there are also a small number of cameras at each location that can be assigned to an officer on a temporary basis.
- An investigation is initiated when notified of a missing, lost, or damaged body worn camera.
- The distribution, charging, and uploading of the body worn cameras are consistent with Chicago Police Department directives.
- Officers who reviewed a body worn camera recording prior to writing an arrest report document the review in the report before submitting it.
- The Watch Operations Lieutenant reviews at least one (1) random recording per watch to ensure Chicago Police Department policy is properly adhered to;
- For use of force incidents, all pertinent body worn camera videos are reviewed by the Watch Operations Lieutenant.
- District commanders/unit commanding officers, or their designee, receive weekly reports on officer body worn camera usage and the number of unmatched videos to ensure compliance with Chicago Police Department policy.

Department Overview – Chicago Police Department, Continued

Incidents

Between January 1, 2022, and December 31, 2022, Chicago Police Department reports thirty-two thousand fifty-seven (32,057) incidents leading to thirty-two thousand seven hundred fifty-three (32,753) offenses charged. Below is a snapshot of the greatest frequency of offenses charged.

Greatest Frequency Offenses



Department Overview – Clarendon Hills Police Department

Clarendon Hills Police Department consists of fourteen (14) sworn officers who utilize fifteen (15) Motorola body worn cameras that have been in use since October 24, 2022.

Technical Issues

Clarendon Hills Police Department reports two (2) reported body worn camera malfunctions.

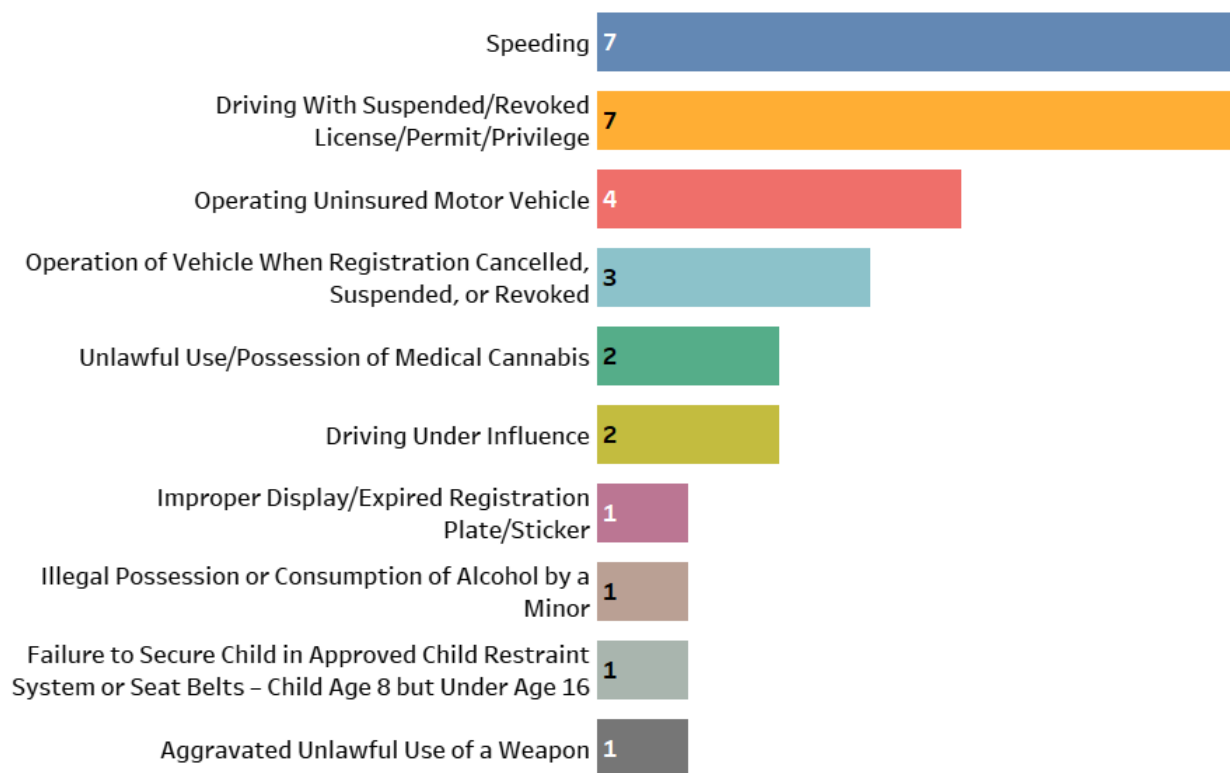
Review Process

Clarendon Hills Police Department supervisors may review body worn camera recordings to investigate a specific act of officer conduct; to assess reports of meritorious conduct; to assess proper functioning of the body worn camera; to assess training value; for report preparation; and in the case of an official investigation such as a personal complaint, or administrative inquiry of a criminal investigation.

Incidents

Between October 24, 2022, and December 31, 2022, Clarendon Hills Police Department reports fourteen (14) incidents leading to thirty-four (34) offenses charged. Below is a snapshot of the greatest frequency of offenses charged.

Greatest Frequency Offenses



Department Overview – Countryside Police Department

Countryside Police Department consists of twenty-four (24) sworn officers who utilize sixteen (16) body worn cameras.

Technical Issues

Countryside Police Department reports no major technical issues, however, they reported that there were five (5) cameras stuck in “booting mode” that were returned to the manufacturer for repair or replacement.

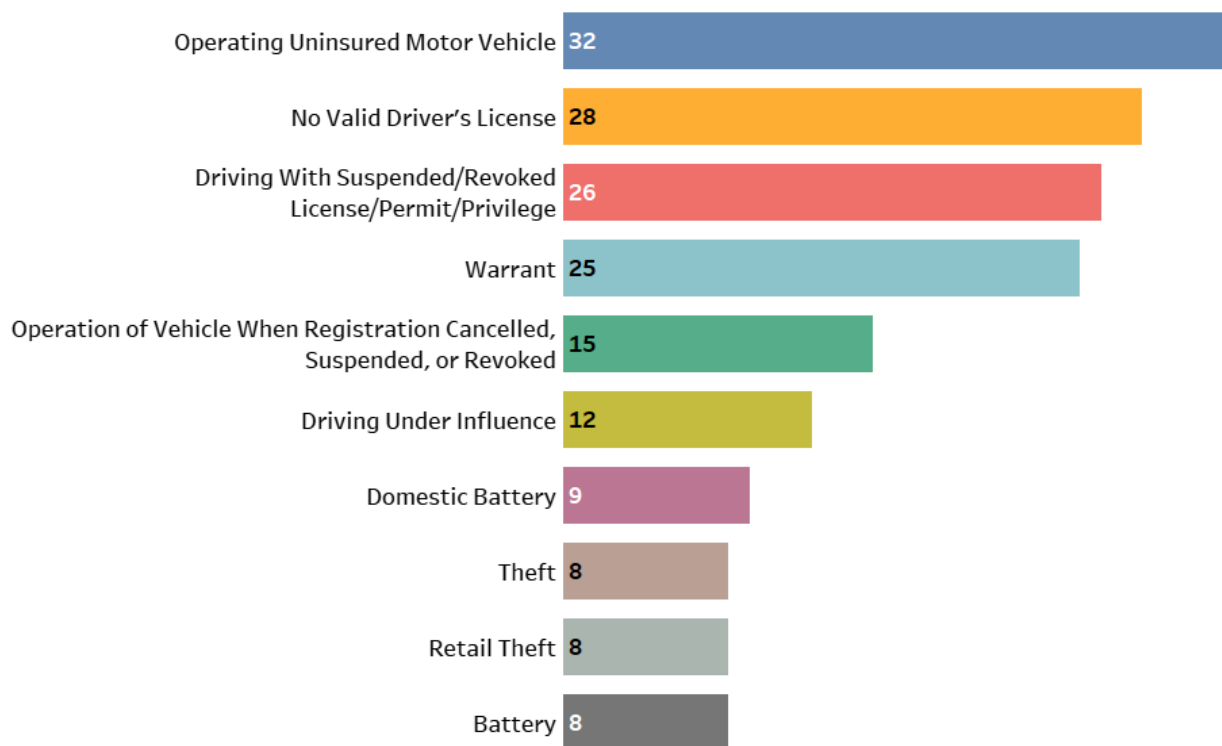
Review Process

Countryside Police Department shift supervisors are required to review two (2) incidents where a body worn camera was used, on a weekly basis. During the review, the supervisor reviews the officer’s conduct, compliance with policy, and the operational/maintenance status of the camera.

Incidents

Between January 1, 2022, and December 31, 2022, Countryside Police Department reports one hundred twenty-eight (128) incidents leading to two hundred seventy (270) offenses charged. Below is a snapshot of the greatest frequency of offenses charged.

Greatest Frequency Offenses



Department Overview – Crystal Lake Police Department

Crystal Lake Police Department utilizes sixty-nine (69) body worn cameras, of which sixty-five (65) are currently being worn.

Technical Issues

Crystal Lake Police Department reported zero (0) technical issues.

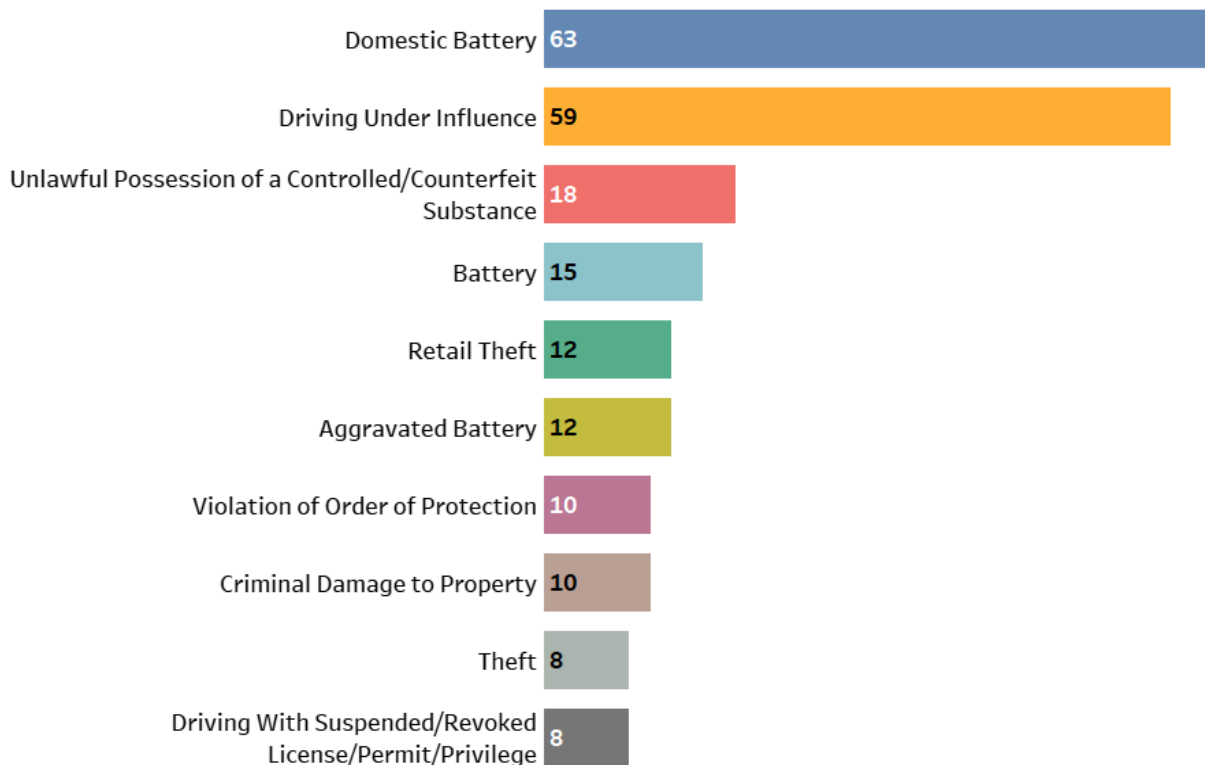
Review Process

Crystal Lake Police Sergeants have permission to conduct video reviews, when necessary, but are required to select two (2) random videos each month for mentoring and training purposes. The ranks above sergeant conduct administrative reviews of videos as necessary and in-line with our Response to Resistance Administrative Review Policy.

Incidents

Between January 1, 2022, and December 31, 2022, Crystal Lake Police Department reports three hundred thirteen (313) incidents leading to three hundred nineteen (319) offenses charged. Below is a snapshot of the greatest frequency of offenses charged.

Greatest Frequency Offenses



Department Overview – Danvers Police Department

Danvers Police Department consists of two (2) full-time and five (5) part-time officers who utilize three (3) Motorola body worn cameras.

Technical Issues

Danvers Police Department reports technical issues with body worn camera assignment to officers.

Review Process

Danvers Police Department supervisors review a minimum of five (5) incidents per officer, per month.

Incidents

Danvers Police Department reports zero (0) incidents.

Department Overview – Danville Police Department

Danville Police Department consists of sixty-three (63) officers who utilize fifty-nine (59) body worn cameras. However, seven (7) of the cameras are not in service.

Technical Issues

Danville Police Department reports minimal technical issues with the alligator clips, camera cables becoming damaged, server upload issues, and syncing issues with the squad camera. Other miscellaneous issues reported include software issues, offload issues, damaged lenses, flashing error lights, etc.

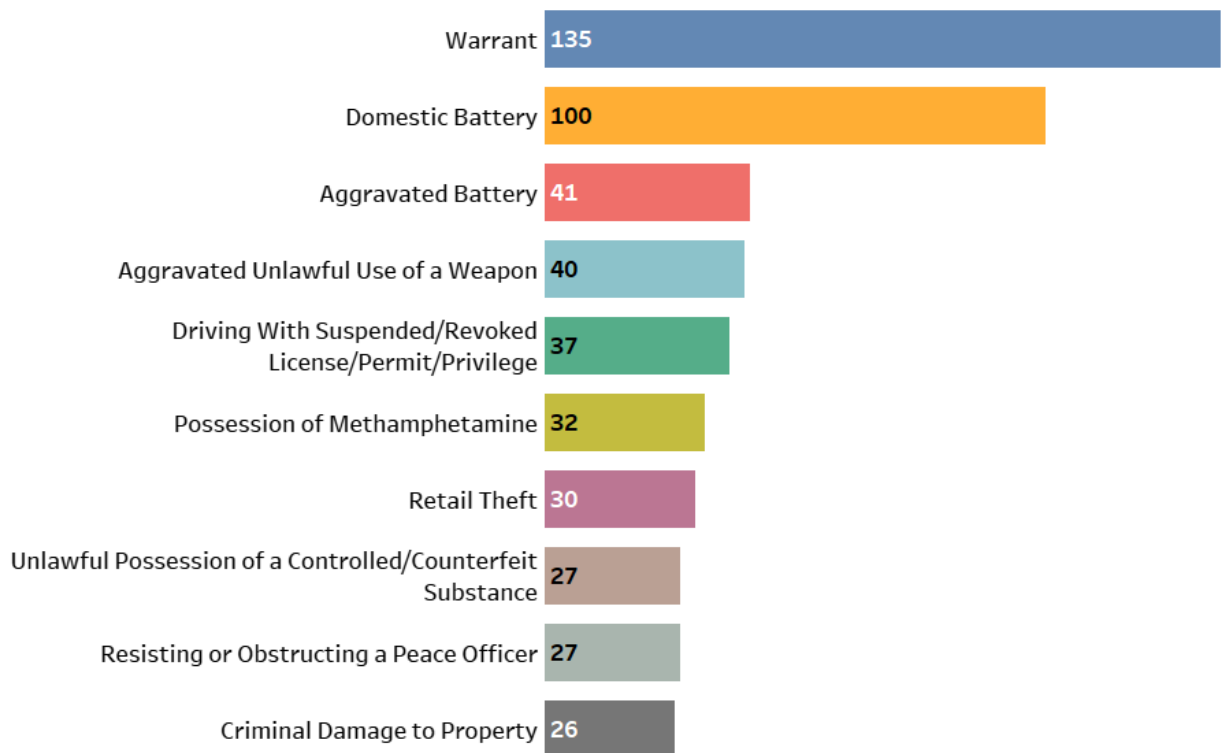
Review Process

Danville Police Department supervisors are responsible for ensuring the cameras are used in accordance with departmental policies and procedures. Supervisors are required to review camera footage if there is a complaint made against an officer or when there are patterns of alleged misconduct.

Incidents

Between January 1, 2022, and December 31, 2022, Danville Police Department reports five hundred eighty-six (586) incidents leading to seven hundred eighty-six (786) offenses charged. Below is a snapshot of the greatest frequency of offenses charged.

Greatest Frequency Offenses



Department Overview – DeKalb Police Department

DeKalb Police Department consists of sixty-three (63) officers who utilize sixty-three (63) body worn cameras.

Technical Issues

DeKalb Police Department reports zero (0) issues.

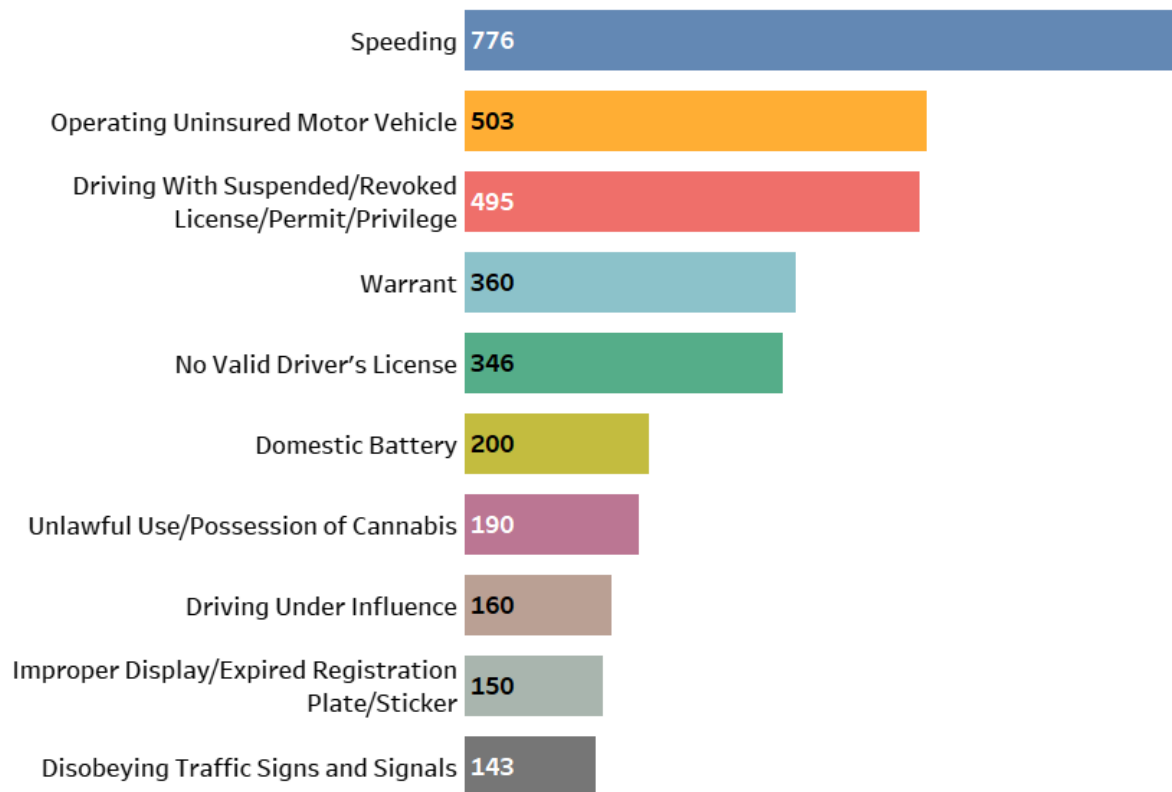
Review Process

DeKalb Police Department supervisors are required to review a sample of every officer assigned to them each quarter. They are to review three (3) videos per officer within a time frame to confirm their adherence to policy and statute.

Incidents

Between January 1, 2022, and December 31, 2022, DeKalb Police Department reports four thousand three hundred sixty-seven (4,367) incidents leading to five thousand two hundred seventy-four (5,274) offenses charged. Below is a snapshot of the greatest frequency of offenses charged.

Greatest Frequency Offenses



Department Overview – Des Plaines Police Department

Des Plaines Police Department consists of ninety-eight (98) full-time officers who utilize one-hundred twenty-two (122) Safe-Fleet body worn cameras.

Technical Issues

Des Plaines Police Department reported issues with their body worn cameras: three (3) cameras were sent in for repair due to the systems needing to be re-flashed with software, and one (1) camera needed to be replaced after being run over by a vehicle.

Review Process

Des Plaines Police Department supervisors have access and the responsibility to review the body worn camera videos. Labeling, redacting, and duplicating of any recordings shall only be done by the support services manager, operations deputy chief, support services deputy chief, and chief of police. Recorded files may be viewed: upon approval by a supervisor as part of an official investigation, pursuant to a lawful process, by media personnel, in compliance with public records request, by the recording officer's field training officer for training purposes, and/or by any detective or investigator involved in the investigation of a matter.

Incidents

Des Plaines Police Department's report does not include incidents data.

Department Overview – Downers Grove Police Department

Downers Grove Police Department consists of seventy-one (71) sworn officers who utilize seventy-seven (77) body worn cameras.

Technical Issues

Downers Grove Police Department reports that there were eight (8) reported technical issues with their body worn cameras. The primary issue was cameras turning off on their own. Other issues include a camera not connecting to the vehicle, audio issues on playback, and a camera recording while docked.

Review Process

Downers Grove Police Department's report includes a body worn camera review process as follows:

- Department members utilize the officer worn body camera consistent with police department directives.
- Recordings are assigned in Evidence.com to the member who created the recordings.
- A civilian staff member is assigned to monitor and review all the digital files within Evidence.com to ensure they are properly identified and categorized. When a digital file is not in compliance, the officer and their supervisor are made aware of the situation so that it can be remedied.
- An investigation is initiated when a staff member determines that an officer worn body worn camera is missing, lost, or damaged.
- The distribution, charging, and uploading of the officer worn body cameras and their digital files are consistent with police department directives.
- Officers who reviewed an officer worn body camera recording prior to writing a report document this information in the narrative portion of the police report.
- Quarterly, supervisors review both officer worn body camera and in-car camera recordings, if applicable. Supervisors review four (4) incidents per officer per quarter. If an officer is assigned a squad car equipped with an in-car camera, the reviews shall include two (2) officer worn body camera recordings and two (2) in-car camera recordings. If an officer is not assigned a squad car equipped with an in-car camera, the review shall be of four (4) officer worn body camera recordings. The reviews are performed to ensure officers utilize the body worn cameras in compliance with police department policy and procedures. This review process is documented on a standardized form and saved for future reference.

Incidents

Downers Grove Police Department's report does not include incidents data.

Department Overview – DuPage County Sheriff’s Office

DuPage County Sheriff’s Office’s report does not provide department or body worn camera information.

Technical Issues

DuPage County Sheriff’s Office reports issues with equipment breaking from normal use, and View XL application failing or requiring IT support.

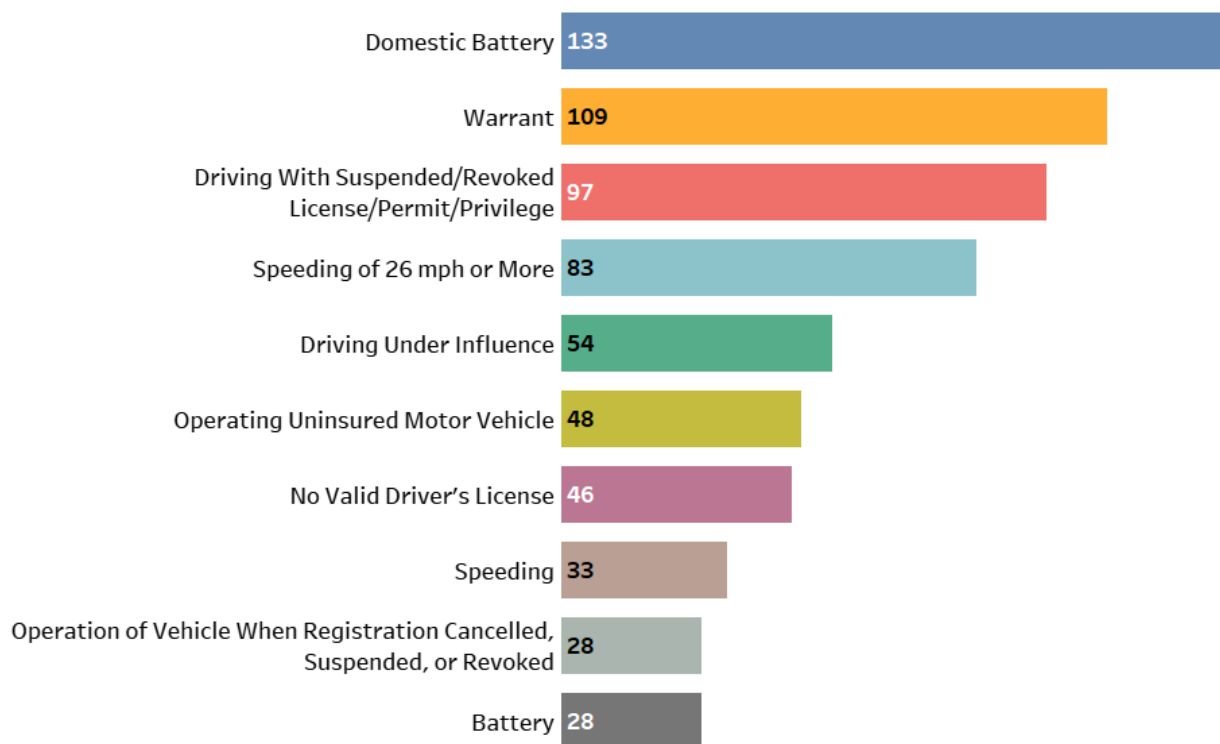
Review Process

DuPage County Sheriff’s Office body worn camera program is managed by a sergeant and a civilian. Both individuals organize and manage the Evidence.com data, the labeling of videos, citizen shared evidence, sharing videos with the State Attorney’s office, and conducting FOIA and subpoena requests. Axon Performance randomly selects a video and then plays it for the supervisor. After the review, the supervisor can add comments or click several pre-determined responses such as no issues/concerns observed, late activation, poor video/poor sound, or unsatisfactory behavior. The deputy then gets an email response with the results of the review. Each team supervisor is required at minimum to review four (4) videos from their team per month.

Incidents

Between January 1, 2022, and December 31, 2022, DuPage County Sheriff’s Office reports eight hundred nine (809) incidents leading to nine hundred fifty-one (951) offenses charged. Below is a snapshot of the greatest frequency of offenses charged.

Greatest Frequency Offenses



Department Overview – East Moline Police Department

East Moline Police Department officers utilizes thirty-eight (38) Axon body worn cameras.

Technical Issues

East Moline Police Department reports zero (0) technical issues in their report.

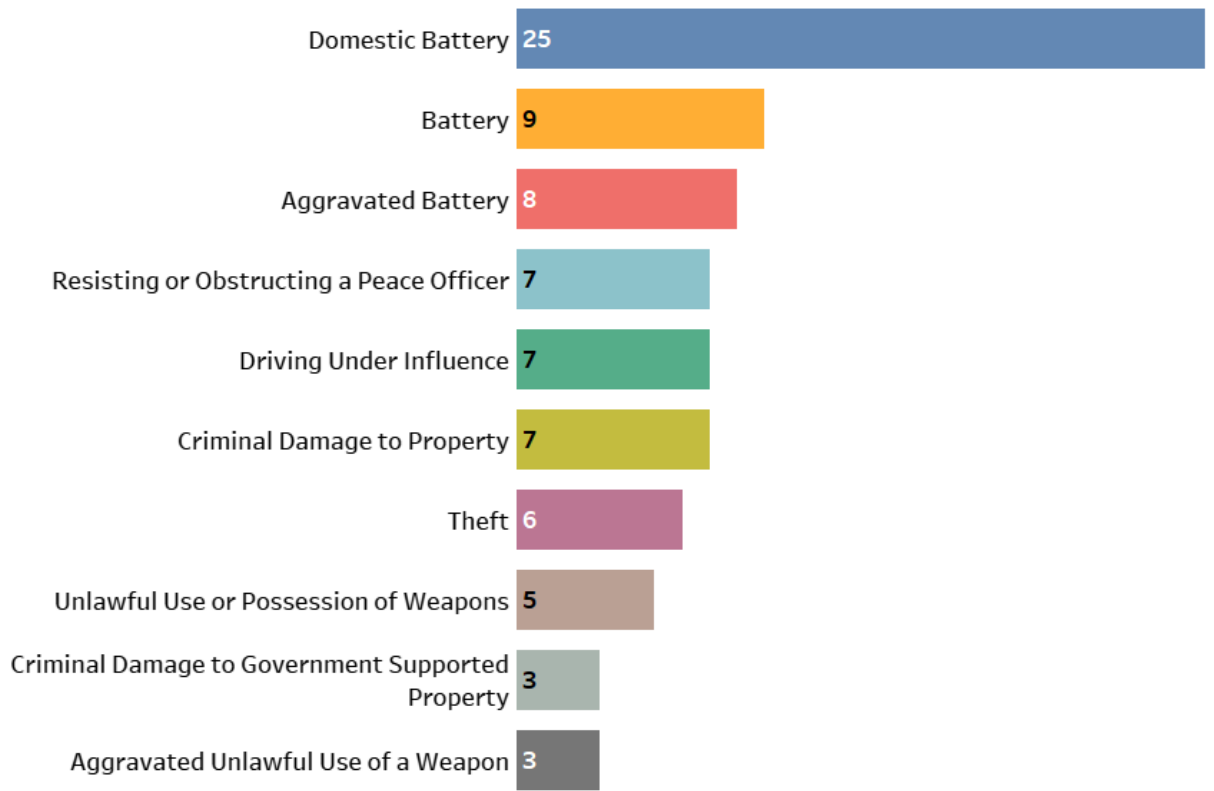
Review Process

East Moline Police Department supervisors review a minimum of one (1) video per officer per month.

Incidents

Between January 1, 2022, and December 31, 2022, East Moline Police Department reports one hundred twelve (112) incidents leading to one hundred fifteen (115) offenses charged. Below is a snapshot of the greatest frequency of offenses charged.

Greatest Frequency Offenses



Department Overview – East Peoria Police Department

East Peoria Police Department has forty-nine (49) body worn cameras that are utilized by thirty-eight (38) officers.

Technical Issues

East Peoria Police Department reported approximately thirty (30) incidents involving body worn camera technical issues. Reported issues include camera batteries not lasting the duration of a shift; cameras not turning on or off using the power button; and issues with cameras not automatically uploading videos while docked.

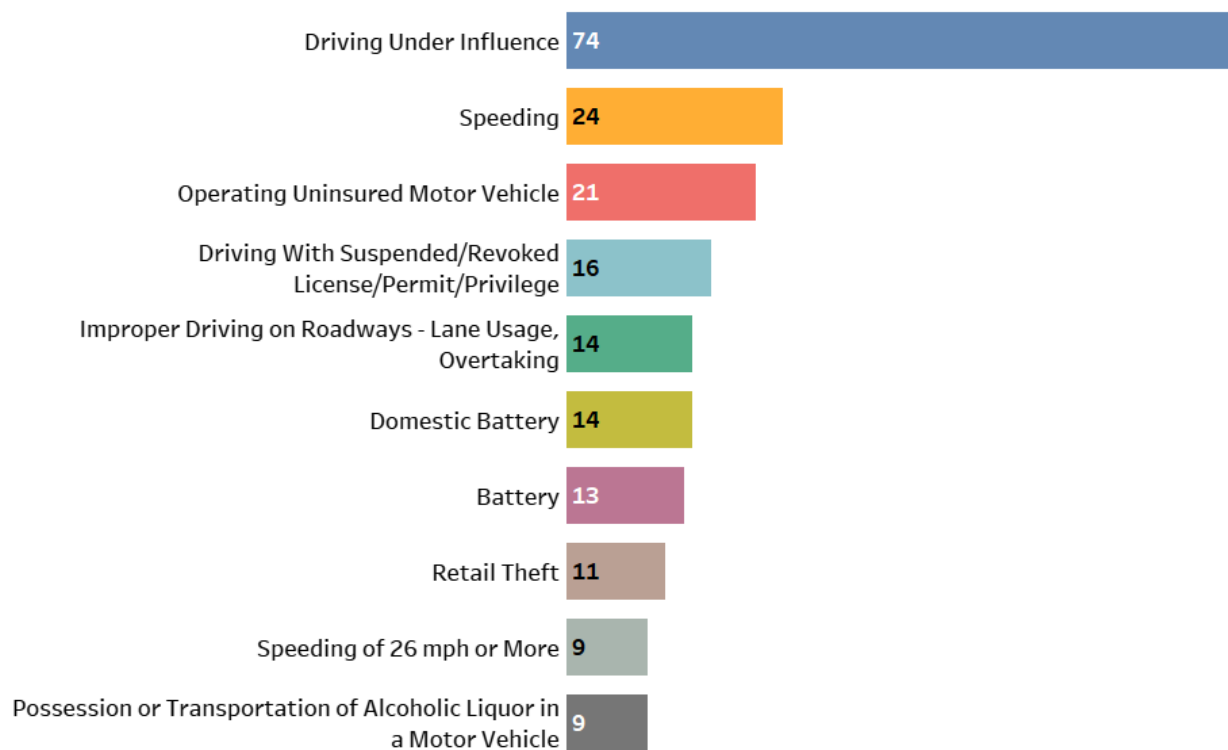
Review Process

East Peoria Police Department Sergeants randomly review five (5) recordings of subordinates under their responsibility to ensure that the equipment is operating properly, that officers are using the cameras appropriately, and in accordance with policy and training. Sergeants document their review on a Body Worn Camera Supervisor Review form and forward it to the body worn camera assistant.

Incidents

Between January 1, 2022, and September 27, 2022, East Peoria Police Department reports one hundred forty-three (143) incidents leading to three hundred twenty-nine (329) offenses charged. Below is a snapshot of the greatest frequency of offenses charged.

Greatest Frequency Offenses



Department Overview – Elk Grove Village Police Department

Elk Grove Village Police Department consists of eighty-three (83) sworn police officers. Elk Grove Village's report did not specify the number of body worn cameras that the department utilizes.

Technical Issues

Elk Grove Village Police Department reported zero (0) technical issues.

Review Process

Elk Grove Village Police Department reports that not less than once every thirty (30) days, commanders shall ensure that an appropriate sampling of the body worn camera recordings pertaining to the work groups under their command are reviewed. Additionally, supervisors review recordings for all officer involved shootings, and officer involved incidents that result in death and/or great bodily harm.

Body worn camera recordings may also be reviewed to determine possible employee discipline when:

- A formal or informal complaint of misconduct has been made.
- The encounter on the recording could result in a formal investigation under the Uniform Peace Officer's Act.
- A use of force incident has occurred.
- A corroboration or other evidence of misconduct.

Incidents

Elk Grove Village Police Department's report does not include incidents data.

Department Overview – Elmwood Park Police Department

Elmwood Park Police Department consists of thirty-five (35) sworn peace officers. All sworn officers utilized body worn cameras except the chief of police and deputy chief of police.

Technical Issues

Elmwood Park Police Department reports (a) device errors during initial set up of device, (b) self-activations, and (c) distorted recordings.

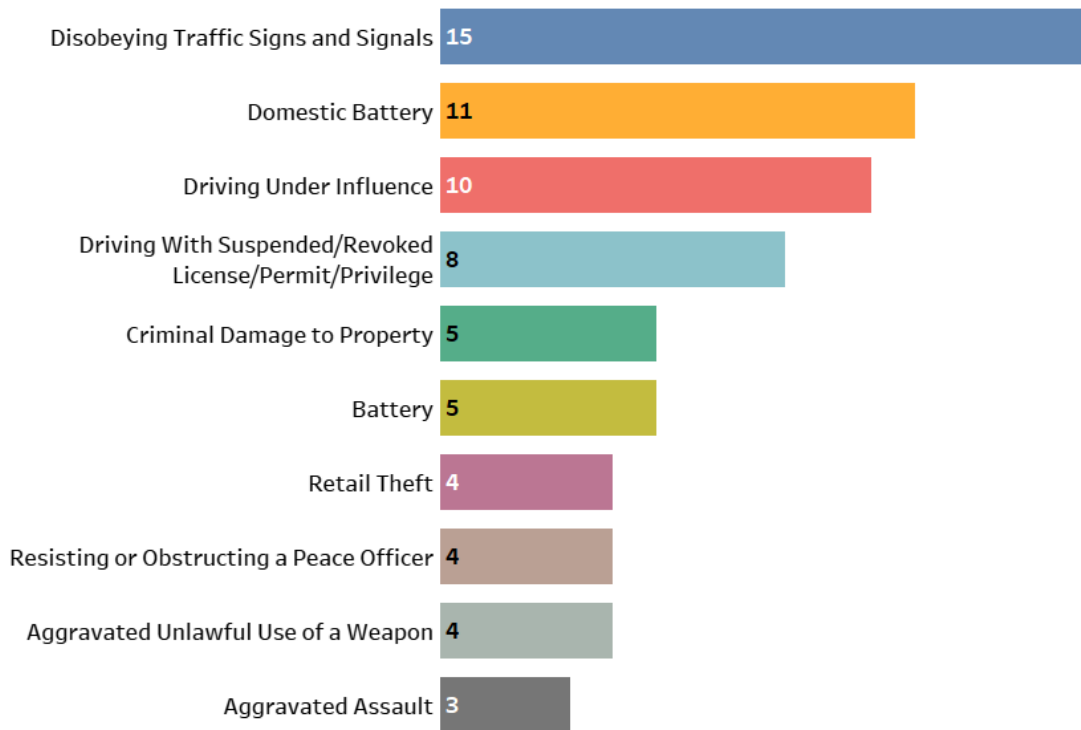
Review Process

Elmwood Park Police Department contracted with Frontline as a platform for routine bodycam evidence audits. Division/shift commanders randomly conduct two (2) to three (3) routine weekly audits.

Incidents

Between August 1, 2022, and December 31, 2022, Elmwood Park Police Department reports fifty-eight (58) incidents leading to ninety-four (94) offenses charged. Below is a snapshot of the greatest frequency of offenses charged.

Greatest Frequency Offenses



Department Overview – Eureka Police Department

Eureka Police Department consists of seven (7) officers who utilize body worn cameras. All officers, including the chief and assistant chief, are assigned a WatchGuard body worn camera.

Technical Issues

Eureka Police Department reports issues with hardware and software, including issues with downloading camera footage.

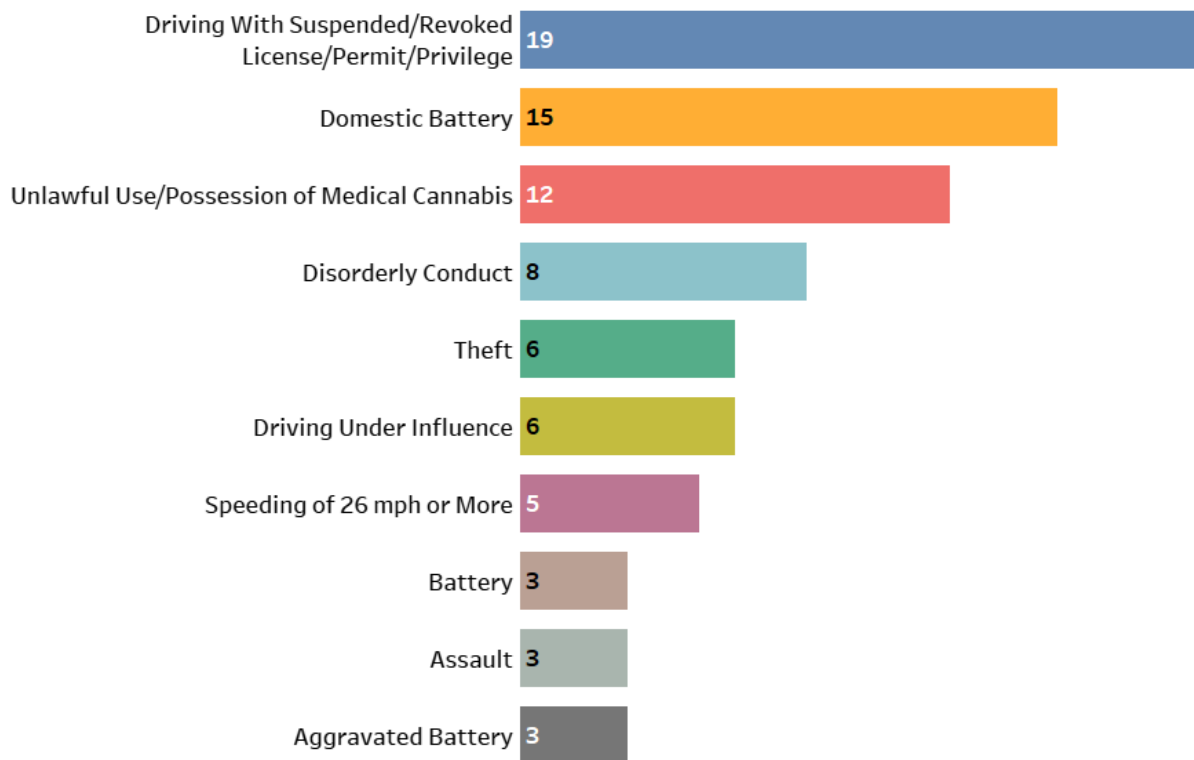
Review Process

Eureka Police Department command staff randomly reviews camera footage.

Incidents

Between January 1, 2022, and December 31, 2022, Eureka Police Department reports one hundred three (103) incidents leading to one hundred three (103) offenses charged. Below is a snapshot of the greatest frequency of offenses charged.

Greatest Frequency Offenses



Department Overview – Farmer City Police Department

Farmer City Police Department consists of five (5) officers who utilize six (6) body worn cameras.

Technical Issues

Farmer City Police Department reports that two (2) of their six (6) body worn cameras are damaged and no longer work.

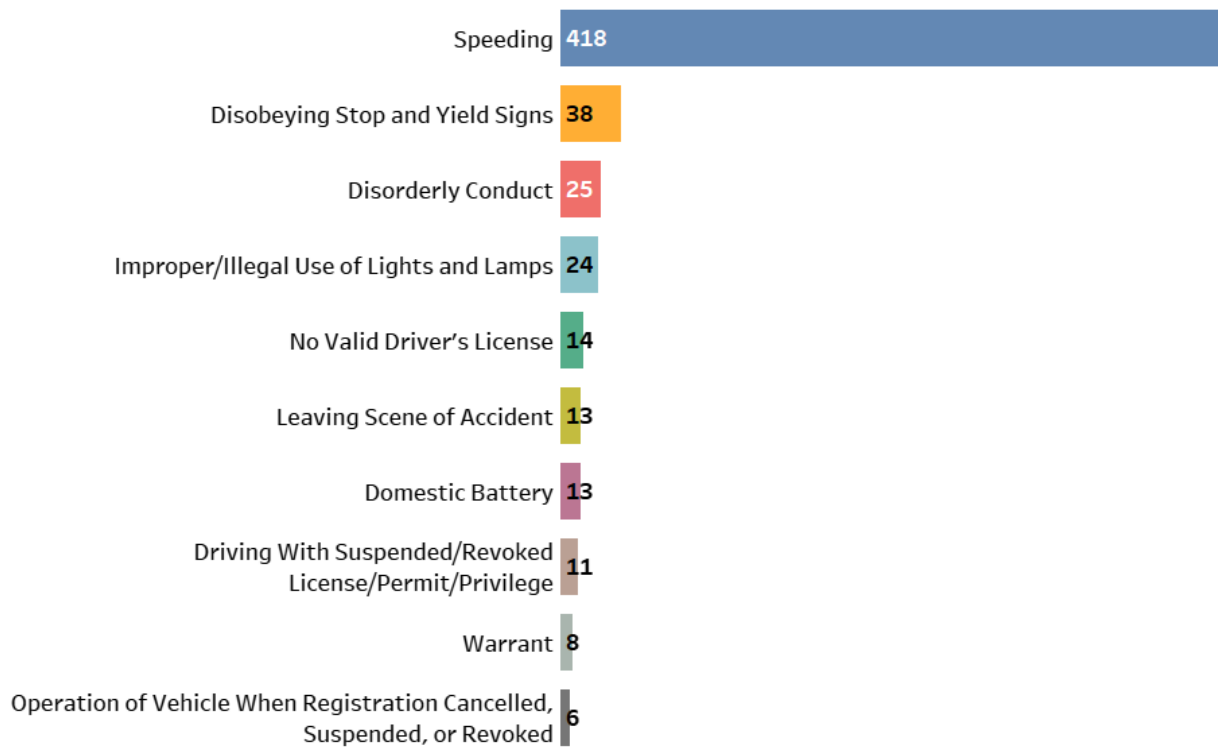
Review Process

Farmer City Police Department reports that videos are reviewed monthly or when needed by the chief of police or his designee.

Incidents

Between May 1, 2022, and December 31, 2022, Farmer City Police Department reports five hundred eighty-six (586) incidents leading to six hundred three (603) offenses charged. Below is a snapshot of the greatest frequency of offenses charged.

Greatest Frequency Offenses



Department Overview – Fayette County Sheriff’s Office

Fayette County Sheriff’s Office consists of twenty (20) deputies who utilize eighteen (18) body worn cameras.

Technical Issues

Fayette County Sheriff’s Office reports zero (0) technical issues.

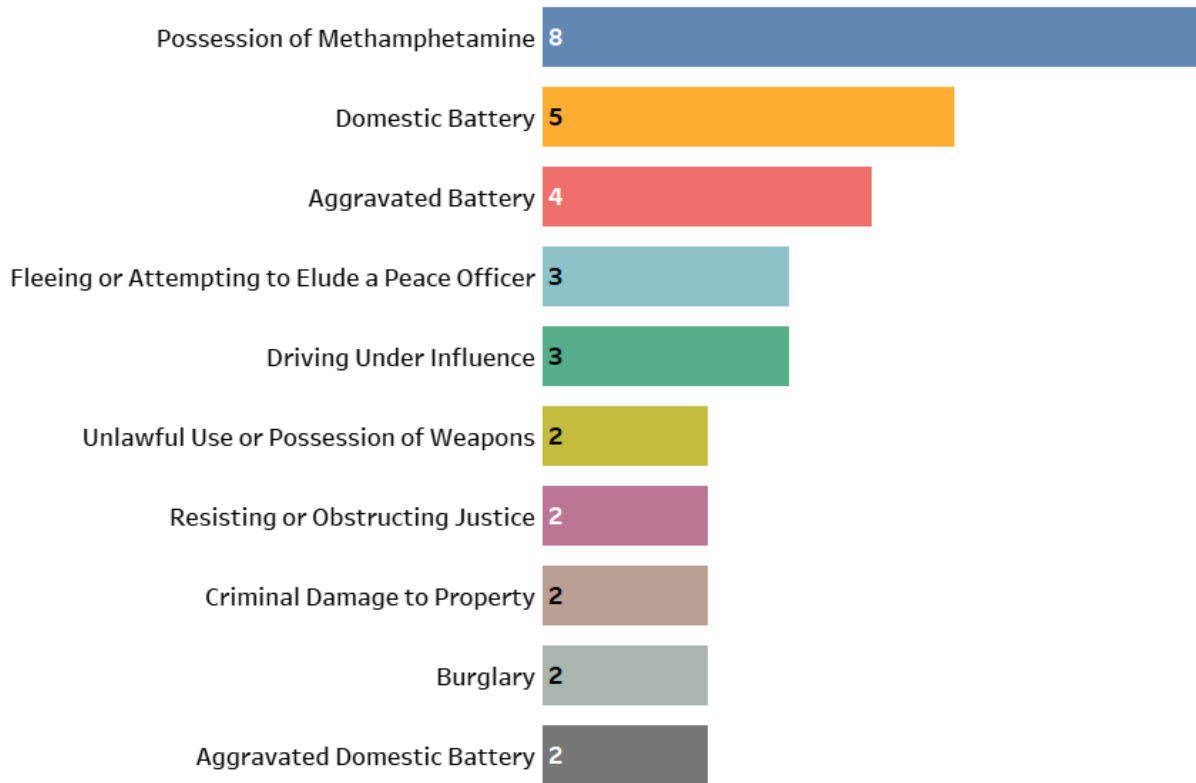
Review Process

Fayette County Sheriff’s Office’s report does not include a formal review process.

Incidents

Between January 1, 2022, and December 31, 2022, Fayette County Sheriff’s Office reports forty-nine (49) incidents leading to forty-nine (49) offenses charged. Below is a snapshot of the greatest frequency of offenses charged.

Greatest Frequency Offenses



Department Overview – Findlay Police Department

Findlay Police Department consists of a chief and three (3) part-time officers who utilize two (2) body worn cameras.

Technical Issues

Findlay Police Department reports zero (0) technical issues.

Review Process

Findlay Police Department's Chief reviews the body worn camera footage monthly, or sooner as needed. If the chief feels that the video expiration needs to be extended, then he extends the expiration date.

Incidents

Between January 1, 2022, and December 31, 2022, Findlay Police Department reports three (3) incidents leading to three (3) offenses charged.

Department Overview – Freeport Police Department

Freeport Police Department consists of forty (40) sworn officers. Twenty-four (24) are assigned to the patrol division, and each utilizes body worn cameras.

Technical Issues

Freeport Police Department reports an undisclosed number of technical issues, primarily software related.

Review Process

Freeport Police Department supervisors are authorized to review relevant recordings any time they are investigating alleged misconduct, reports of meritorious conduct, or whenever such recordings would be beneficial in reviewing the member's performance.

Additionally, video recordings may also be reviewed:

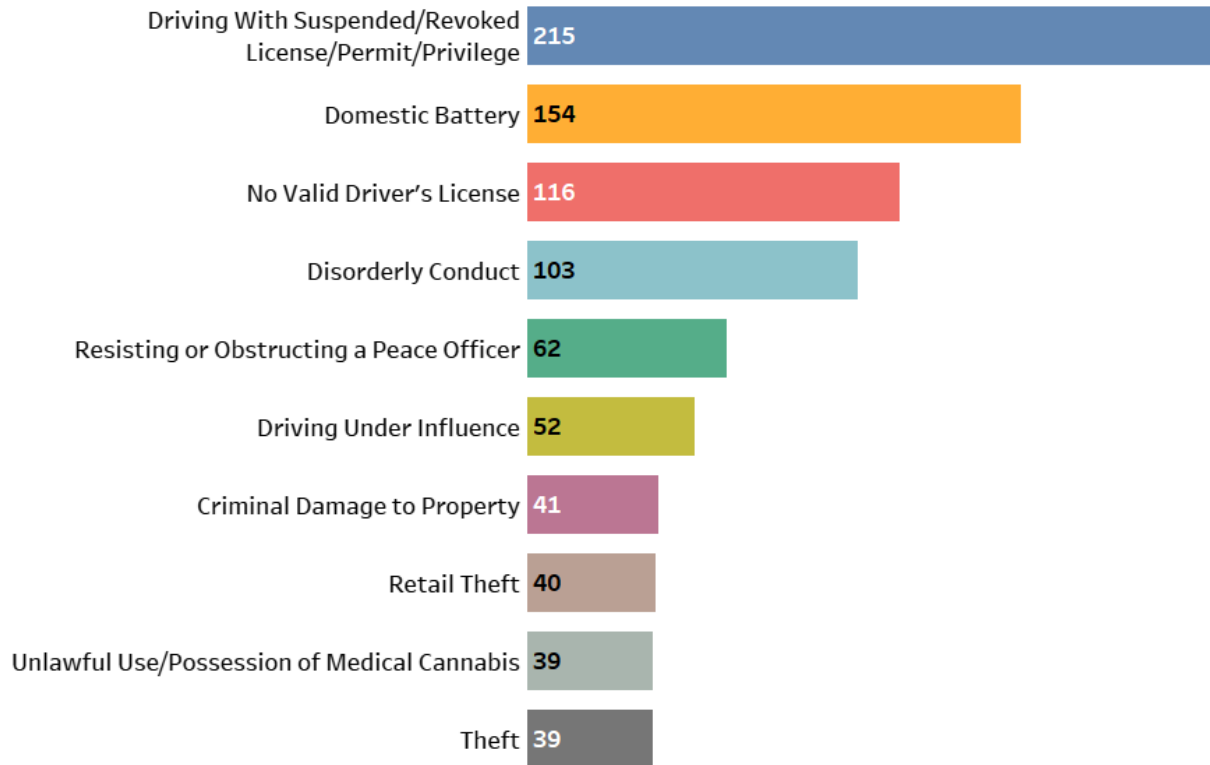
- Upon approval by a supervisor, by any member of the department who is participating in an official investigation, such as a personnel complaint, administrative investigation, or criminal investigation.
- Pursuant to lawful process or by court personnel who are otherwise authorized to review evidence in a related case.
- By media personnel with permission of the chief of police or the authorized designee.
- In compliance with a public records request, if permitted, and in accordance with the Records Maintenance and Release Policy.

Incidents

Between January 1, 2022, and December 31, 2022, Freeport Police Department reports one thousand forty-seven (1,047) incidents leading to one thousand three hundred fifty-nine (1,359) offenses charged. On the following page is a snapshot of the greatest frequency of offenses charged.

Department Overview – Freeport Police Department, Continued

Greatest Frequency Offenses



Department Overview – Fulton Police Department

Fulton Police Department implemented Axon Body 3 Cameras in late April 2021. Each officer is assigned a body worn camera for the duration of the shift, with ten (10) body worn cameras available; a total of eight (8) full-time and two (2) part-time officers on staff.

Technical Issues

Fulton Police Department reports issues zero (0) technical issues.

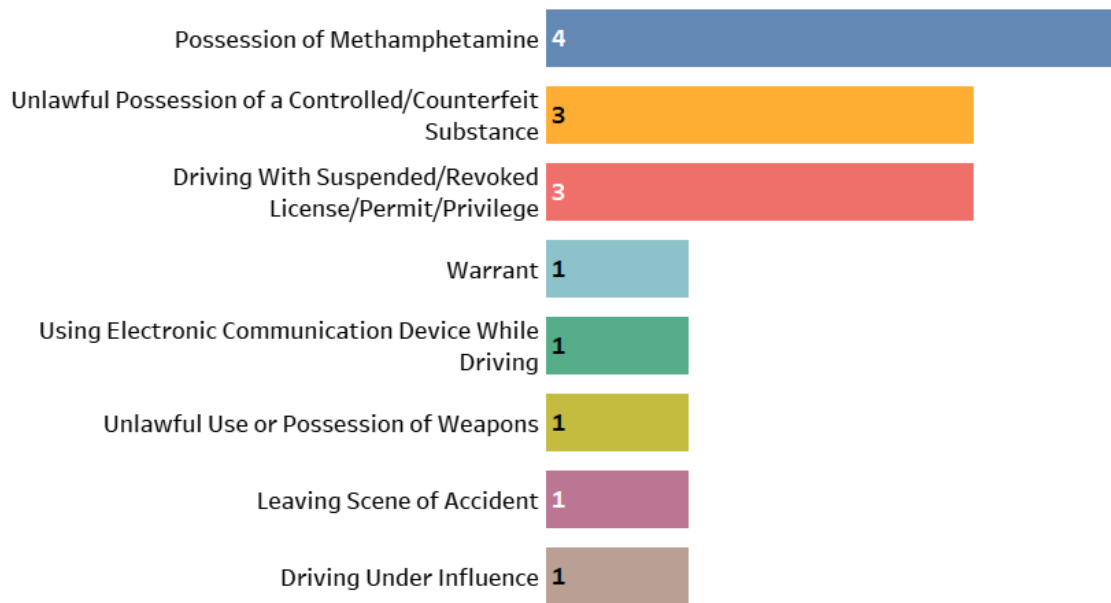
Review Process

Fulton Police Department supervisors are authorized to review relevant recordings any time they are investigating alleged misconduct, or reports of meritorious conduct whenever such recordings would be beneficial in reviewing a member's performance. Any member of the department who is participating in an official investigation (such as personnel complaint, administrative investigation, or criminal investigation) may review the recorded files. The supervisor of the recording member shall document in the report or other documentation if the supervisor or the recording member reviewed body worn camera recordings prior to completing the report or other documentation.

Incidents

Between January 1, 2022, and December 31, 2022, Fulton Police Department reports twelve (12) incidents leading to fifteen (15) offenses charged. Below is a snapshot of the greatest frequency of offenses charged.

Greatest Frequency Offenses



Department Overview – Galesburg Police Department

Galesburg Police Department consists of forty-four (44) officers who utilize forty-five (45) body worn cameras.

Technical Issues

Galesburg Police Department reports issues with batteries going bad and not lasting as long as they should.

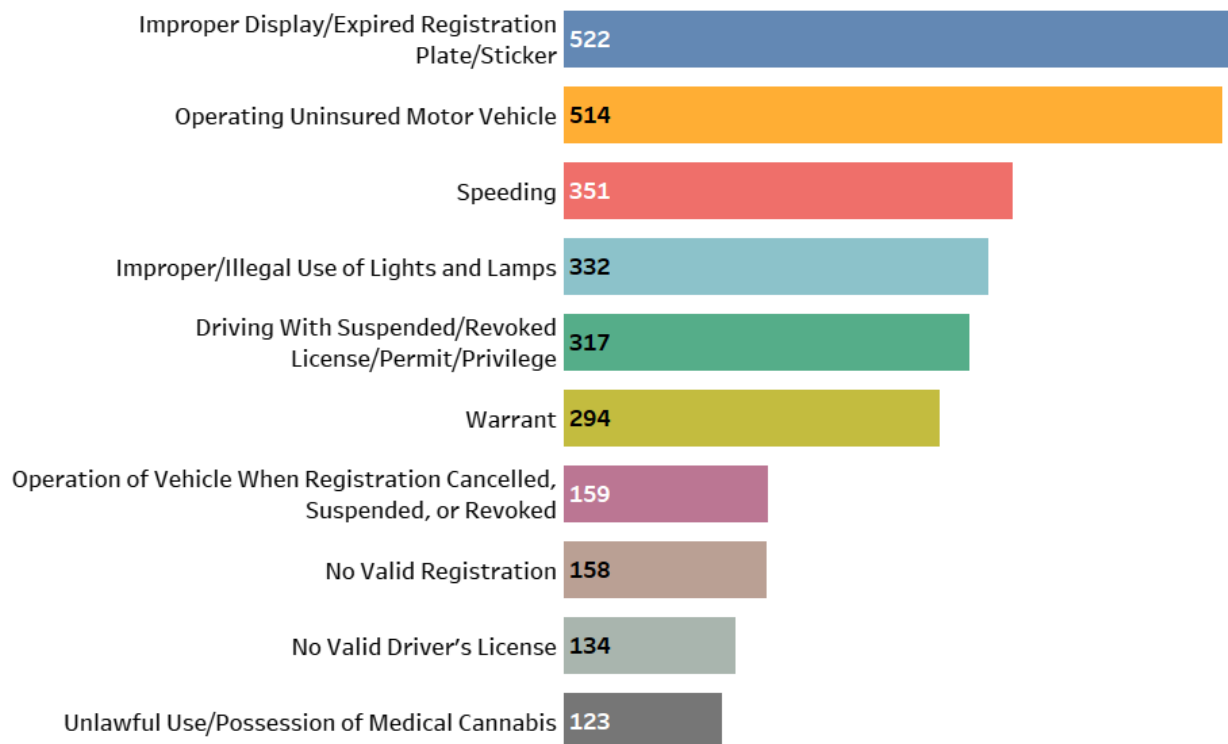
Review Process

Galesburg Police Department's report does not include a formal review process.

Incidents

Between January 1, 2022, and December 31, 2022, Galesburg Police Department reports three thousand six hundred eleven (3,611) incidents leading to four thousand five hundred eighty-one (4,581) offenses charged. Below is a snapshot of the greatest frequency of offenses charged.

Greatest Frequency Offenses



Department Overview – Genoa Police Department

Genoa Police Department’s report does not provide department or body worn camera information.

Technical Issues

Genoa Police Department reports zero (0) technical issues.

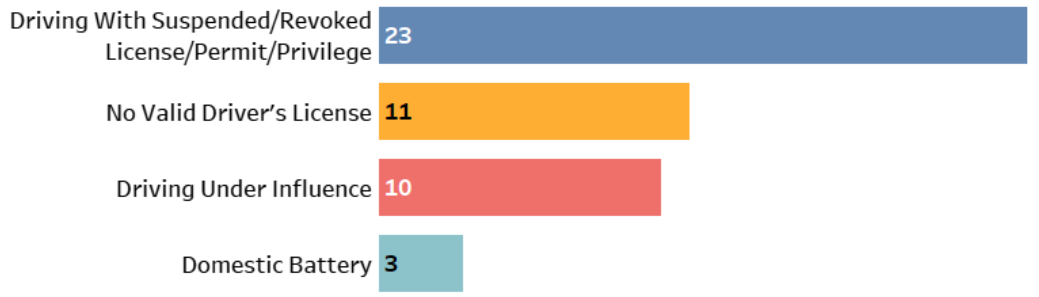
Review Process

Genoa Police Department’s report does not include a formal review process.

Incidents

Between January 1, 2022, and December 31, 2022, Genoa Police Department reports forty-seven (47) incidents leading to forty-seven (47) offenses charged. Below is a snapshot of the greatest frequency of offenses charged.

Greatest Frequency Offenses



Department Overview – Glendale Heights Police Department

Glendale Heights Police Department officers utilize sixty-five (65) body worn cameras.

Technical Issues

Glendale Heights Police Department reports issues with the cameras sometimes not connecting to the computers in the squad cars due to a Bluetooth connection issue. The department remedies the issue by restarting the squad car computer.

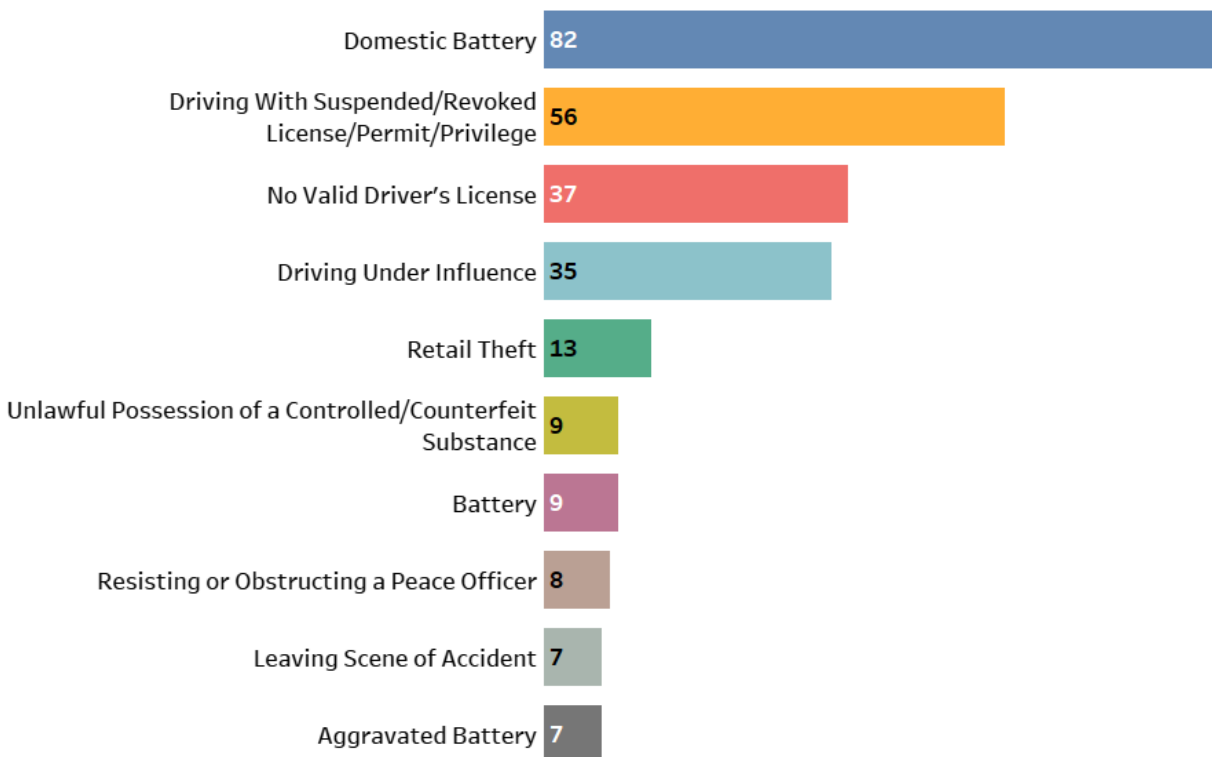
Review Process

Glendale Heights Police Department supervisors perform monthly reviews of body worn camera recordings which consist of one (1) incident's footage for each officer. Supervisors coordinate the selection of officers with one another to ensure there are no duplicate reviews; the reviews are documented on the body worn camera video review form and entered into the LEA database.

Incidents

Between January 1, 2022, and December 31, 2022, Glendale Heights Police Department reports three hundred twenty-one (321) incidents leading to three hundred twenty-one (321) offenses charged. Below is a snapshot of the greatest frequency of offenses charged.

Greatest Frequency Offenses



Department Overview – Glen Ellyn Police Department

Glen Ellyn Police Department consists of forty-five (45) officers who utilize forty-five (45) body worn cameras.

Technical Issues

Glen Ellyn Police Department reports minor technical issues including poor Bluetooth connection to the Axon View and Axon Device Management cell phone applications, as well as random shut down of the body worn cameras while recording an event. Most issues were resolved through contacting the Axon service representative or exchanging the defective equipment.

Review Process

Glen Ellyn Police Department supervisors are authorized to review relevant recordings any time they are investigating alleged misconduct, meritorious conduct or whenever such recording would be beneficial in reviewing an officer's performance. Supervisors are required to randomly review recordings pertaining to his/her area of responsibility to ensure proper equipment operation and that body worn cameras are being used appropriately and in accordance with policy and training.

Incidents

Glen Ellyn Police Department's report does not include incidents data.

Department Overview – Glenwood Police Department

Glenwood Police Department's report does not provide department or body worn camera information.

Technical Issues

Glenwood Police Department reports zero (0) technical issues.

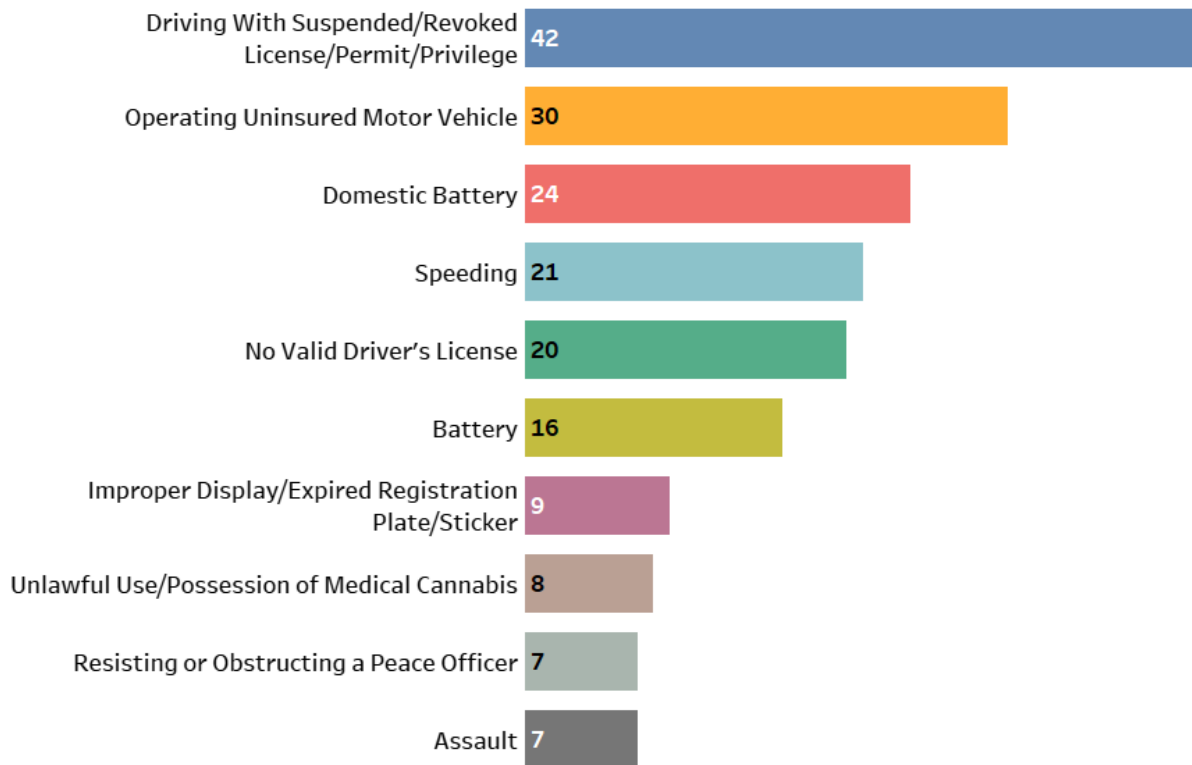
Review Process

Glenwood Police Department's report does not provide review process for body worn camera.

Incidents

Between January 1, 2022, and December 31, 2022, Glenwood Police Department reports one hundred forty-four (144) incidents leading to two hundred eighty-eight (288) offenses charged. Below is a snapshot of the greatest frequency of offenses charged.

Greatest Frequency Offenses



Department Overview – Greenville Police Department

Greenville Police Department's report does not provide department or body worn camera information.

Technical Issues

Greenville Police Department reports zero (0) technical issues.

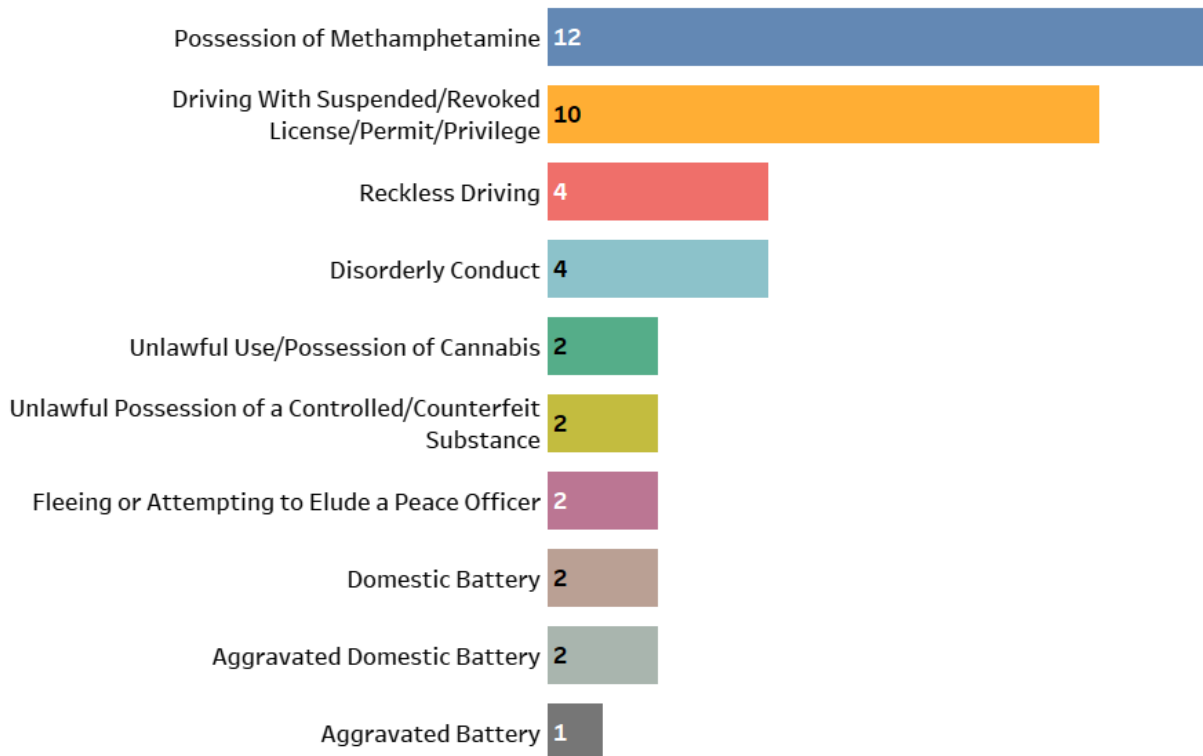
Review Process

Greenville Police Department's report does not include a formal review process.

Incidents

Between January 1, 2022, and December 31, 2022, Greenville Police Department reports fifty-eight (58) incidents leading to fifty-eight (58) offenses charged. Below is a snapshot of the greatest frequency of offenses charged.

Greatest Frequency Offenses



Department Overview – Grundy County Sheriff’s Office

Grundy County Sheriff’s Office utilizes thirty-two (32) body worn cameras. Each sworn deputy has been issued a body worn camera.

Technical Issues

Grundy County Sheriff’s Office reports zero (0) major technical issues.

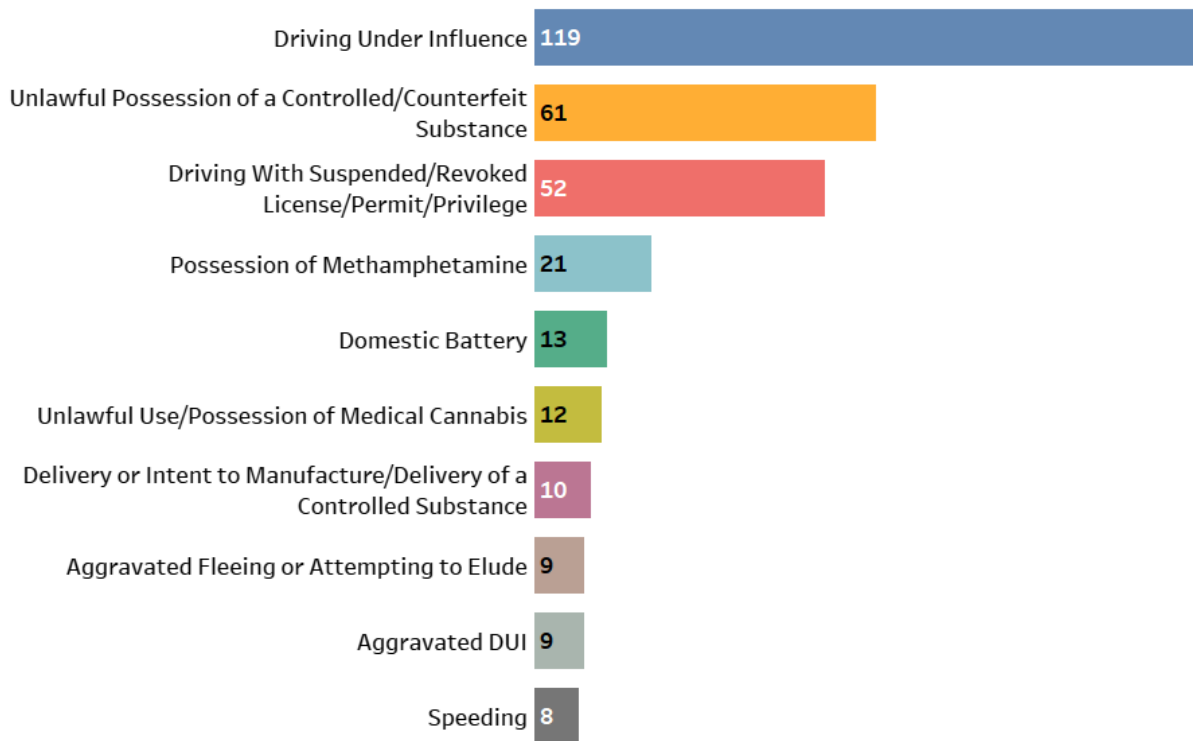
Review Process

Grundy County Sheriff’s Office supervisors are authorized to review relevant recordings any time they are investigating alleged misconduct, reports of meritorious conduct, or whenever such recordings would be beneficial in reviewing a member’s performance.

Incidents

Between January 1, 2022, and December 31, 2022, Grundy County Sheriff’s Office reports three hundred twenty (320) incidents leading to three hundred eighty-nine (389) offenses charged. Below is a snapshot of the greatest frequency of offenses charged.

Greatest Frequency Offenses



Department Overview – Hanover Police Department

Hanover Police Department consists of one (1) full-time officer and several part-time officers. The report does not disclose the number of cameras utilized.

Technical Issues

Hanover Police Department reports zero (0) technical issue.

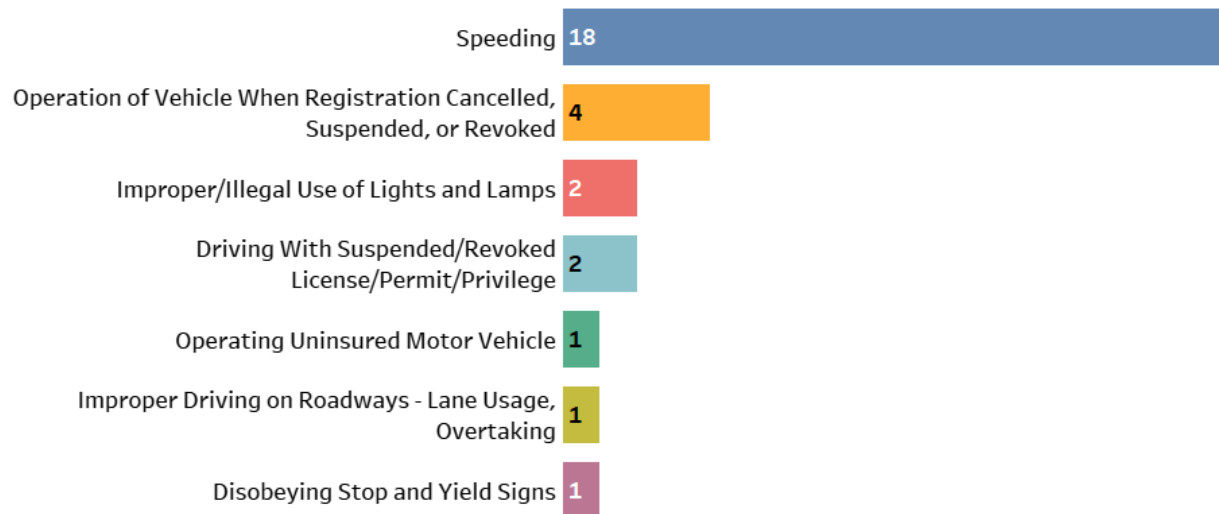
Review Process

Hanover Police Department reviews camera issues as needed.

Incidents

Between January 1, 2022, and December 31, 2022, Hanover Police Department reports twenty-nine (29) incidents leading to twenty-nine (29) offenses charged. Below is a snapshot of the greatest frequency of offenses charged.

Greatest Frequency Offenses



Department Overview – Harrisburg Police Department

Harrisburg Police Department consists of fourteen (14) full-time officers who utilize seventeen (17) body worn cameras.

Technical Issues

Harrisburg Police Department reports having one (1) technical issue in which a body worn camera would turn on, but not boot up.


Review Process

Harrisburg Police Department supervisors review files to ensure equipment is functioning properly and officers are adhering to department body worn camera procedures. Supervisors also review files if there is a specific complaint against the officer.

Incidents

Between January 1, 2022, and December 31, 2022, Harrisburg Police Department reports four (4) incidents leading to six (6) offenses charged. Below is a snapshot of the greatest frequency of offenses charged.

Greatest Frequency Offenses



Department Overview – Harvard Police Department

Harvard Police Department utilizes ten (10) body worn cameras.

Technical Issues

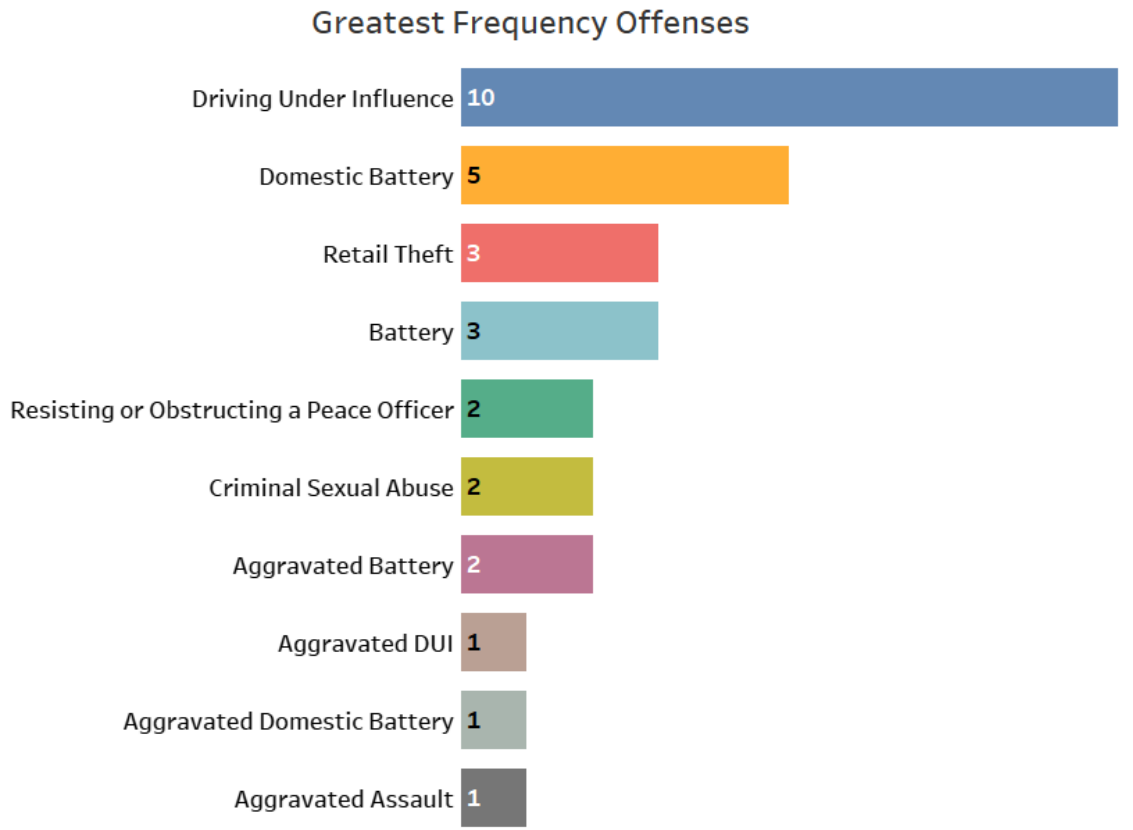
Harvard Police Department reports zero (0) technical issues.

Review Process

Harvard Police Department Sergeants review body worn camera footage once a month for each officer on their shift.

Incidents

Between January 1, 2022, and December 31, 2022, Harvard Police Department reports forty-seven (47) incidents leading to forty-seven (47) offenses charged. Below is a snapshot of the greatest frequency of offenses charged.



Department Overview – Hazel Crest Police Department

Hazel Crest Police Department consists of thirty (30) officers who utilize thirty-seven (37) body worn cameras.

Technical Issues

Hazel Crest Police Department reports zero (0) technical issues.

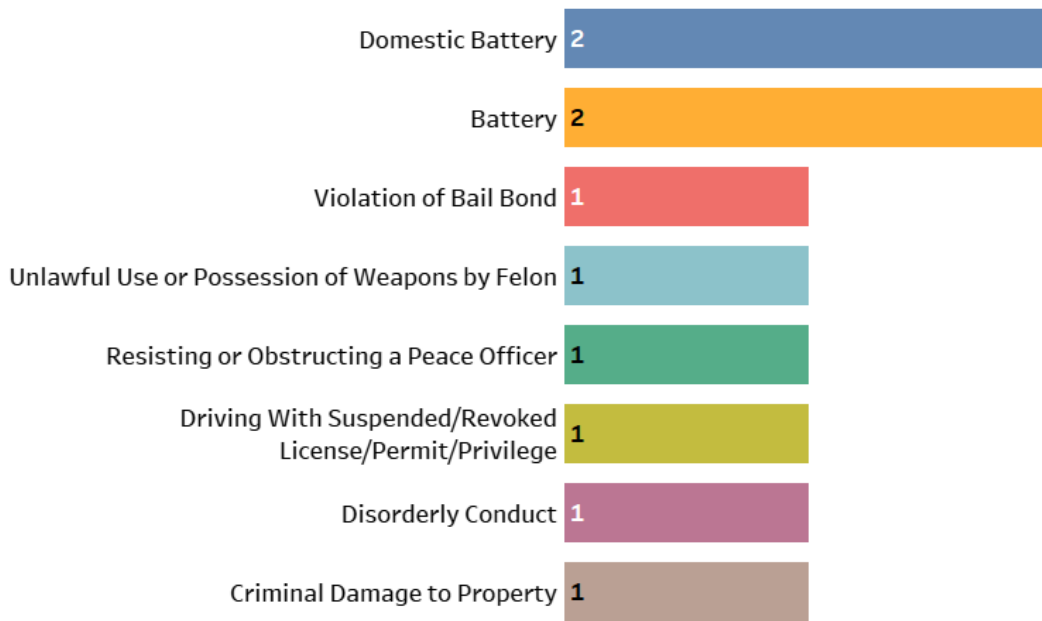
Review Process

Hazel Crest Police Department Sergeants and Deputy Chiefs will randomly review a predetermined number of body worn camera videos for each officer/sergeant, each month. These random reviews shall be documented on the department's body worn camera review report.

Incidents

Between September 1, 2022, and December 31, 2022, Hazel Crest Police Department reports ten (10) incidents leading to ten (10) offenses charged. Below is a snapshot of the greatest frequency of offenses charged.

Greatest Frequency Offenses



Department Overview – Highland Park Police Department

Highland Park Police Department consists of fifty-seven (57) officers who utilize sixty-three (63) body worn cameras.

Technical Issues

Highland Park Police Department reports one (1) technical issue, where one (1) camera needed repair due to a battery charging issue.

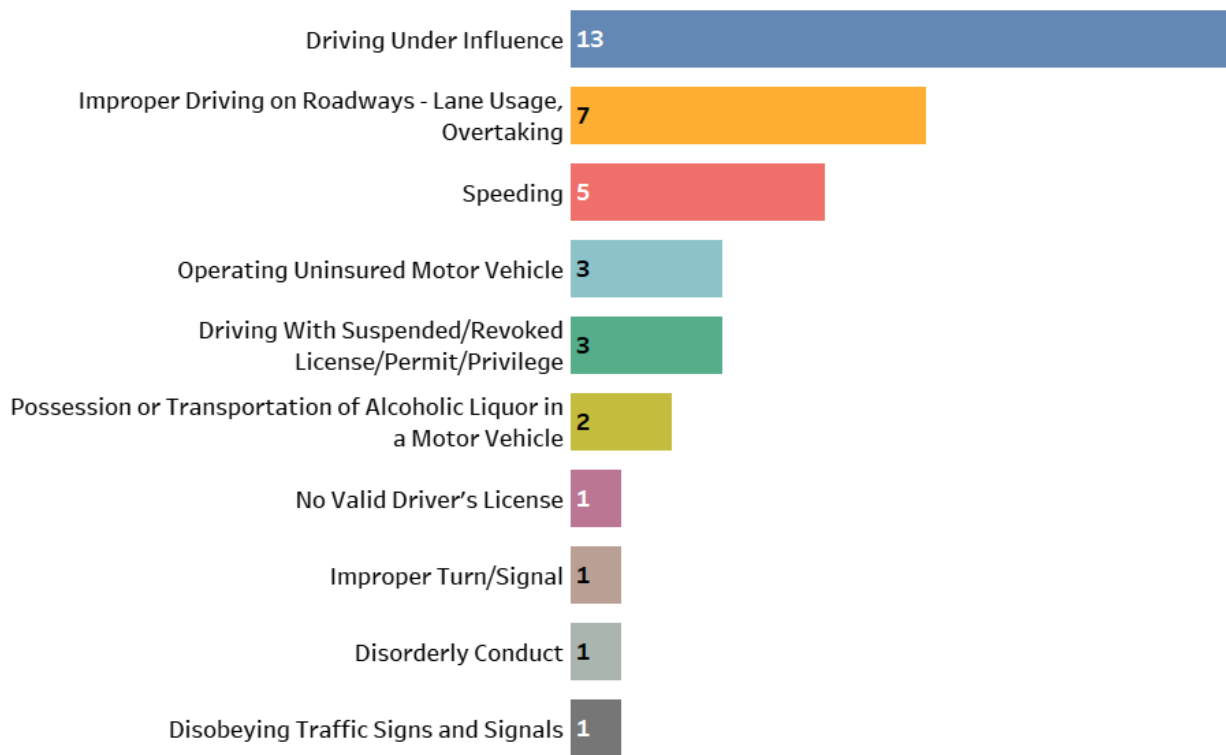
Review Process

Highland Park Police Department supervisors can access and review body worn camera video as needed, in response to resistance/aggression, citizen concern/complaint, and for training purposes. Additionally, body worn camera videos from each patrol officer are randomly chosen each quarter to be reviewed.

Incidents

Between July 1, 2022, and December 31, 2022, Highland Park Police Department reports twelve (12) incidents leading to forty-one (41) offenses charged. Below is a snapshot of the greatest frequency of offenses charged.

Greatest Frequency Offenses



Department Overview – Hillside Police Department

Hillside Police Department utilizes twenty-five (25) body worn cameras that are used by all full-time sworn officers of the agency.

Technical Issues

Hillside Police Department reports having two (2) unidentified technical issues.

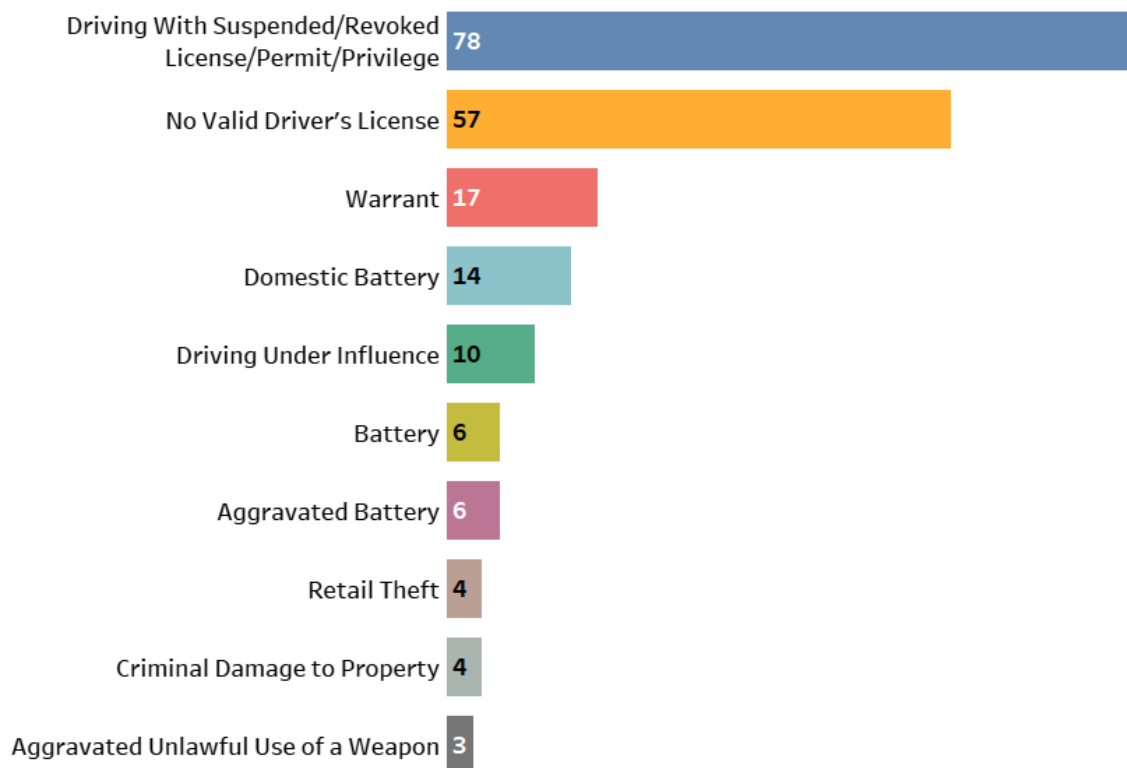
Review Process

Hillside Police Department policy allows supervisors to review footage at their discretion. Complaints, uses of force, meritorious actions, and other unusual circumstances are also reviewed using camera recordings as part of the review process. An audit log of when videos are viewed and who accessed them is kept digitally within the storage software.

Incidents

Between January 1, 2022, and December 31, 2022, Hillside Police Department reports two hundred thirty-two (232) incidents leading to two hundred thirty-five (235) offenses charged. Below is a snapshot of the greatest frequency of offenses charged.

Greatest Frequency Offenses



Department Overview – Hodgkins Police Department

Hodgkins Police Department consists of twenty-one (21) sworn officers who utilize twenty (20) Safe Fleet BWX-100 body worn cameras.

Technical Issues

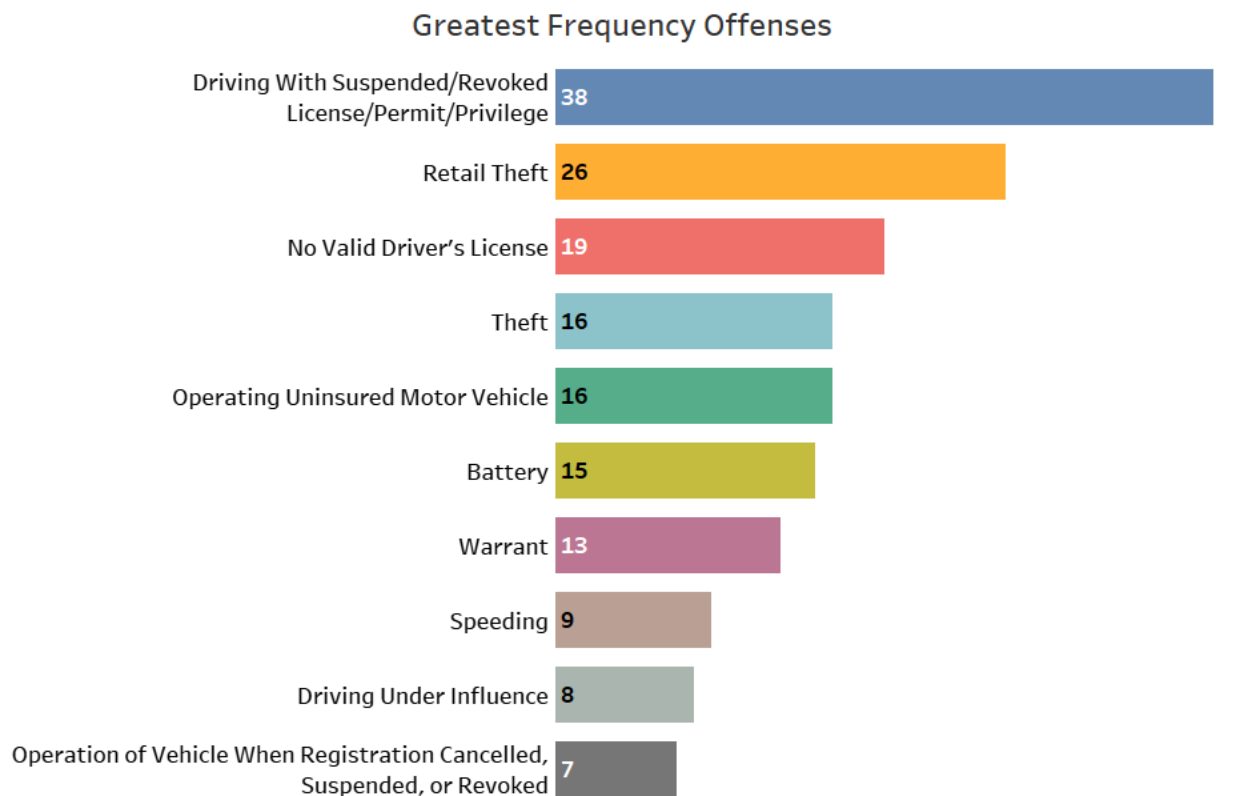
Hodgkins Police Department reports several technical issues. In the first two (2) years of deployment, eight (8) cameras were taken out of service after being unable to be repaired or replaced. Common issues include cameras freezing, shutting down unexpectedly, not charging fully, display problems, issues with connecting to the docking station, and insufficient battery life.

Review Process

Hodgkins Police Department’s administrative staff periodically reviews a random sampling of body worn camera video recordings across the patrol division to ensure that officers are adhering to body worn camera police. Additionally, the administrative staff also reviews recordings of major incidents and arrests.

Incidents

Between January 1, 2022, and December 31, 2022, Hodgkins Police Department reports one hundred sixty-two (162) incidents leading to two hundred thirty-four (234) offenses charged. Below is a snapshot of the greatest frequency of offenses charged.



Department Overview – Homewood Police Department

Homewood Police Department utilizes twenty-six (26) body worn cameras by thirty (30) to thirty-three (33) officers (fluctuation given staffing impacted by retirement and new hires over the course of the year).

Technical Issues

Homewood Police Department has experienced minimal technical issues, including cameras not turning on and videos not tagging with numbers after being closed. All issues were resolved by either returning the camera to dock or having camera replaced.

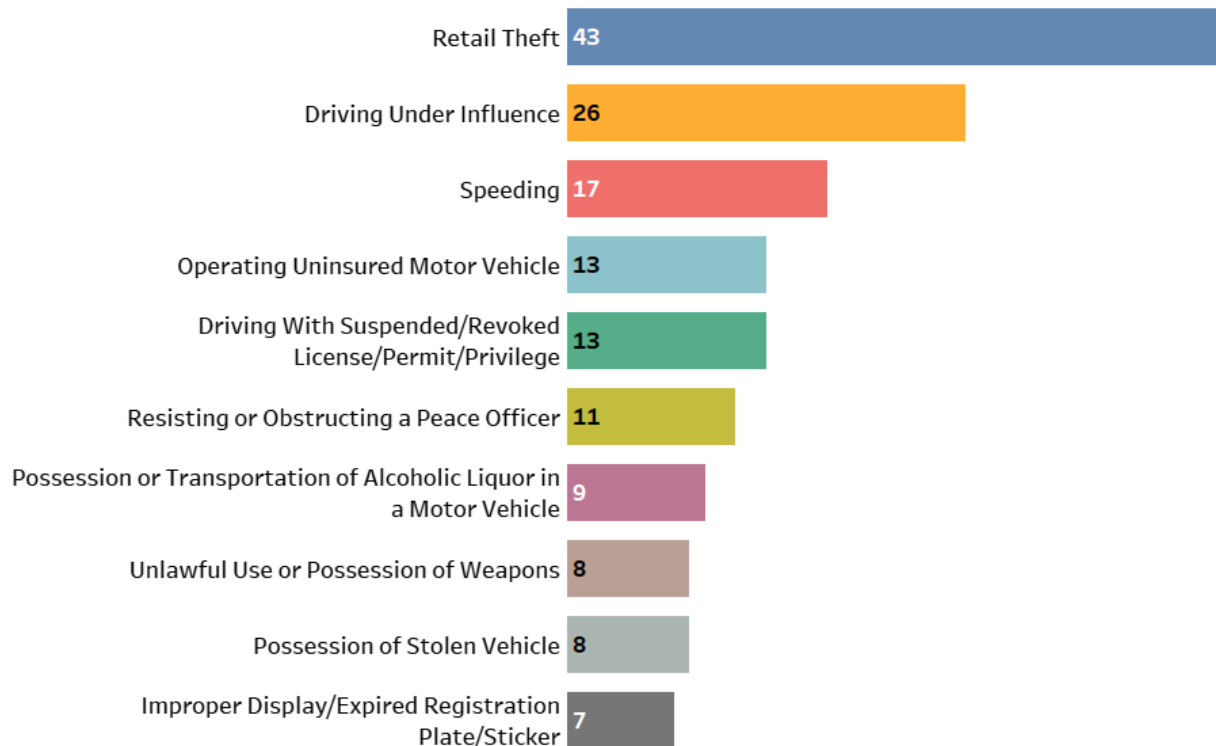
Review Process

Homewood Police Department supervisors randomly review body worn camera videos to ensure proper equipment operation, proper use of equipment, policy compliance, tactical proficiency, appropriate community interaction, and use of de-escalation techniques. Video files may also be reviewed for: field training process, use of force incidents, traffic crash, citizen complaint, compliance with public records request, pursuant to a lawful process or court order, and/or preparation of written reports.

Incidents

Between January 1, 2022, and December 31, 2022, Homewood Police Department reports one hundred thirty-two (132) incidents leading to two hundred seventy-seven (277) offenses charged. Below is a snapshot of the greatest frequency of offenses charged.

Greatest Frequency Offenses



Department Overview – Illinois Central College Campus Police

The Illinois Central College Police Department is a combined agency of sworn law-enforcement officers and non-sworn civilian campus security officers. The department currently employs fourteen (14) full-time and part-time police officers, as well as seventeen (17) full-time and part-time security officers, who utilize thirty (30) body-worn cameras while on uniformed patrol.

Technical Issues

Illinois Central College reports minimal technical issues, all of which were handled under warranty with respect to a replacement program per current company contract.

Review Process

Supervisors view recordings as necessary to complete the flagging process and review for reports. Supervisors additionally complete periodic quality control reviews to see that cameras are recording properly, that orientation is correct, and that appropriate video and sound can be heard.

Incidents

Illinois Central College Campus PD reports one (1) incident leading to one (1) offense charged.

Department Overview – Illinois State University Police Department

Illinois State University Police Department has twenty-eight (28) sworn officers who utilize twenty-eight (28) body worn cameras, with four (4) additional body worn cameras available in case of technical issues.

Technical Issues

Illinois State University Police Department reports issues with officers failing to activate cameras, low battery life, camera mounts sticking to other objects, and cameras not docking correctly, leading to a failure to charge and download videos.

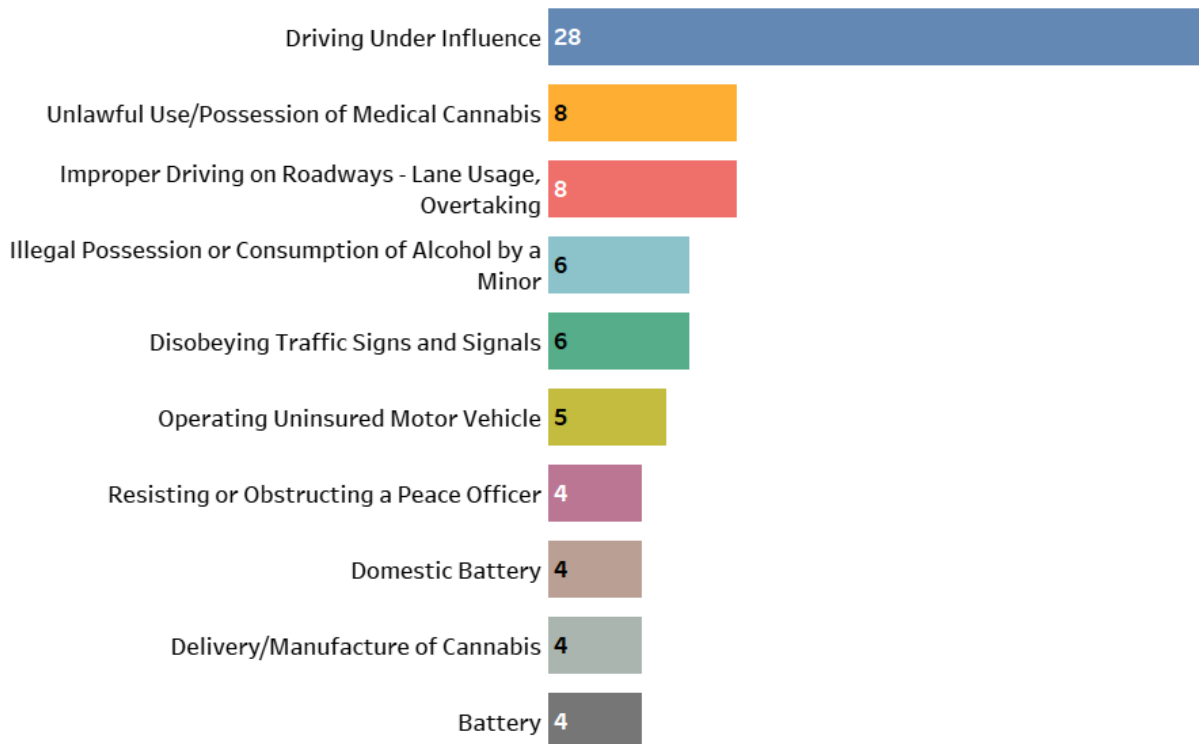
Review Process

Illinois State University Police Department officers review their recordings and use them as a resource when preparing written reports. Supervisors are authorized to review relevant recordings any time they are investigating alleged misconduct or reports of meritorious conduct, or whenever such recordings would be beneficial in reviewing an officer's performance.

Incidents

Between January 1, 2022, and December 31, 2022, Illinois State University Police Department reports forty-five (45) incidents leading to one hundred thirty-two (132) offenses charged. Below is a snapshot of the greatest frequency of offenses charged.

Greatest Frequency Offenses



Department Overview – Jo Daviess County Sheriff’s Office

Jo Daviess County Sheriff’s Office’s report does not provide department or body worn camera information.

Technical Issues

Jo Daviess County Sheriff’s Office’s reports zero (0) technical issues.

Review Process

Jo Daviess County Sheriff’s Office’s report does not include a formal review process.

Incidents

Between January 1, 2022, and December 31, 2022, Jo Daviess County Sheriff’s Office’s reports twenty-five (25) incidents leading to twenty-five (25) incidents offenses charged. Below is a snapshot of the greatest frequency of offenses charged.

Greatest Frequency Offenses



Department Overview – Kankakee City Police Department

Kankakee Police Department utilizes forty-five (45) body worn cameras, with thirty-two (32) distributed amongst the patrol division, eight (8) in the investigation division, and five (5) assigned to individual officers of the Kankakee County Emergency Response Team.

Technical Issues

Kankakee Police Department reports minimal technical issues with footage downloading and cameras syncing to in-car computers. Issues were resolved by the IT team or Getac support services.

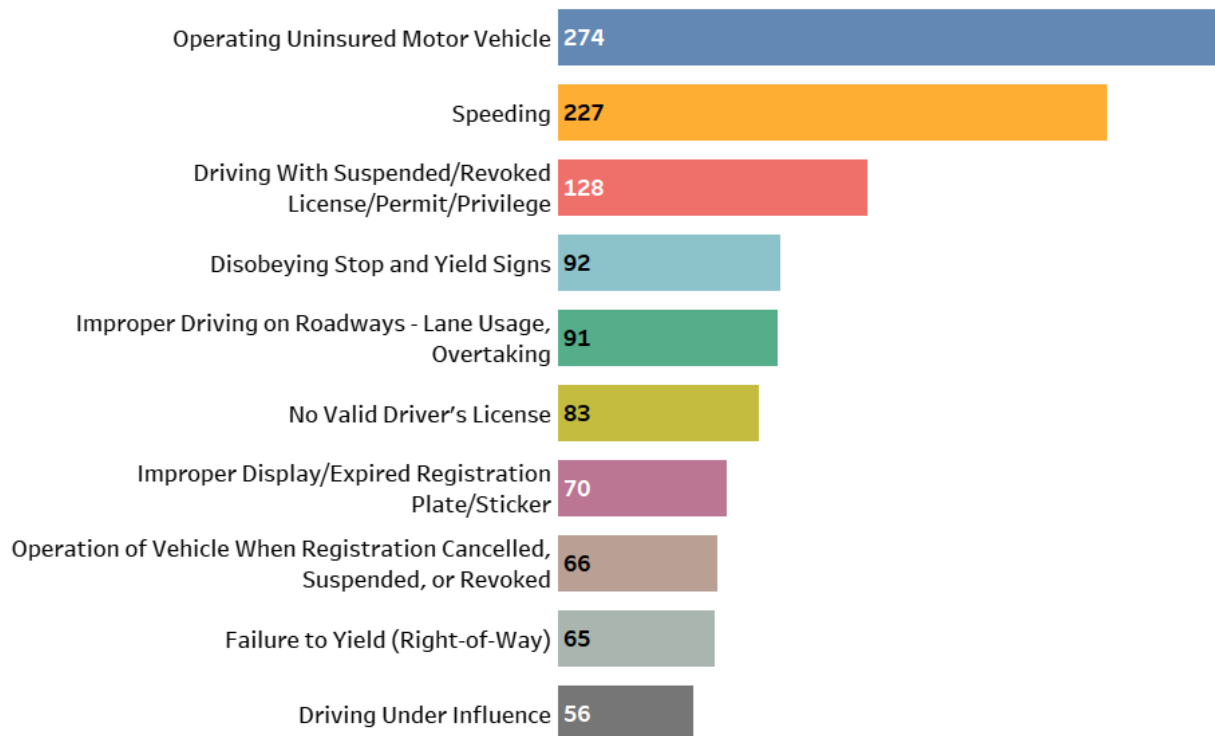
Review Process

Kankakee City Police review process is overseen by lieutenant shift commander who reviews two videos per officer each month. After review, the supervisor documents: incident number, date of use, start time, squad number, officer name, that the officer used the Getac video equipment properly per required procedures, that officer followed departmental rules, regulations, and procedures, that officer categorized video(s) properly, and that the body worn camera was activated during the call per policy.

Incidents

Between April 1, 2022, and December 31, 2022, Kankakee City Police Department reports one thousand thirty-seven (1,037) incidents leading to one thousand four hundred fifty-one (1,451) offenses charged. Below is a snapshot of the greatest frequency of offenses charged.

Greatest Frequency Offenses



Department Overview – Kankakee County Sheriff’s Office

The Kankakee County Sheriff’s Office is made up of fifty-five (55) sworn deputies, including the sheriff, undersheriff, chief deputy, three (3) chiefs, two (2) lieutenants, three (3) sergeants, ten (10) corporals, and thirty-four (34) patrol officers.

Technical Issues

Kankakee County Sheriff’s Office reports minor technical issues, including battery life, officer error, syncing issues, and uploading challenges.

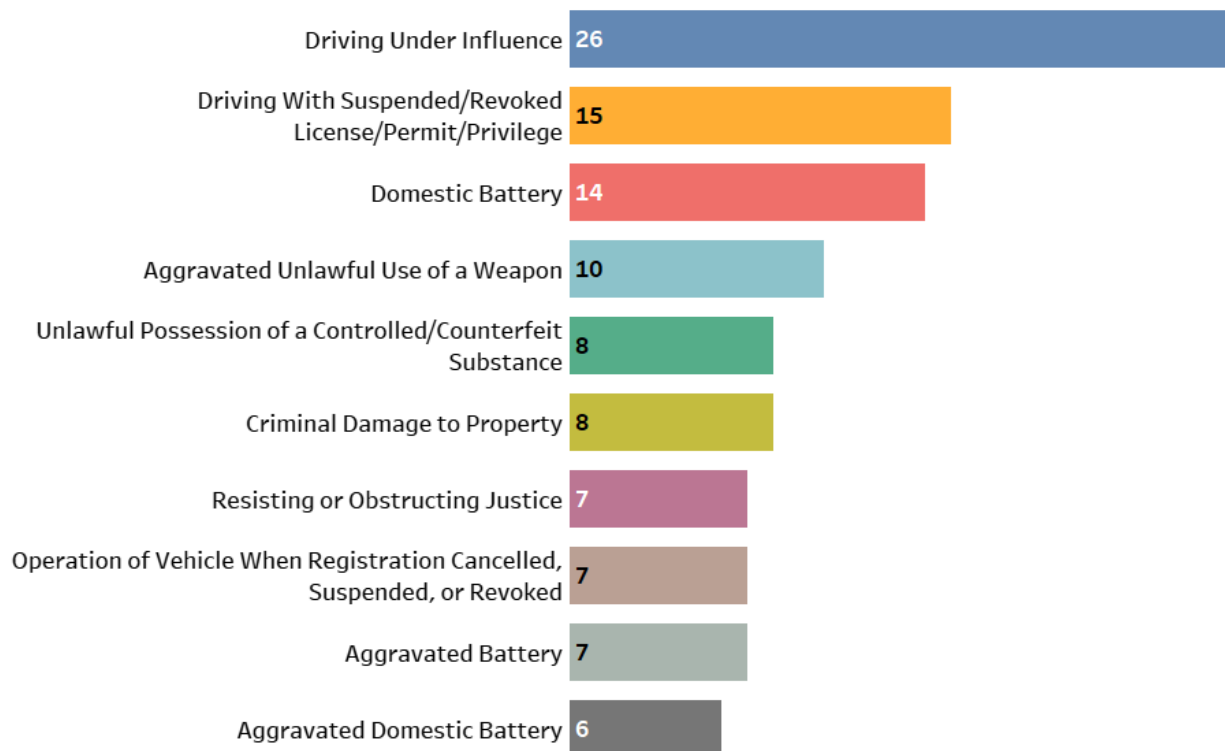
Review Process

Kankakee County Sheriff’s Office supervisors randomly review their officers’ body worn camera videos for policy compliance and training issues that should be addressed. Administrators have the right to review body worn camera videos any time they are investigating alleged misconduct or reports of meritorious conduct, or whenever such recordings would be beneficial in reviewing an officer’s performance or training exercise.

Incidents

Between January 1, 2022, and December 31, 2022, Kankakee County Sheriff’s Office reports one hundred thirty (130) incidents leading to one hundred ninety-nine (199) offenses charged. Below is a snapshot of the greatest frequency of offenses charged.

Greatest Frequency Offenses



Department Overview – Kewanee Police Department

Kewanee Police Department utilizes twenty-two (22) body worn cameras.

Technical Issues

Kewanee Police Department reports zero (0) technical issues.

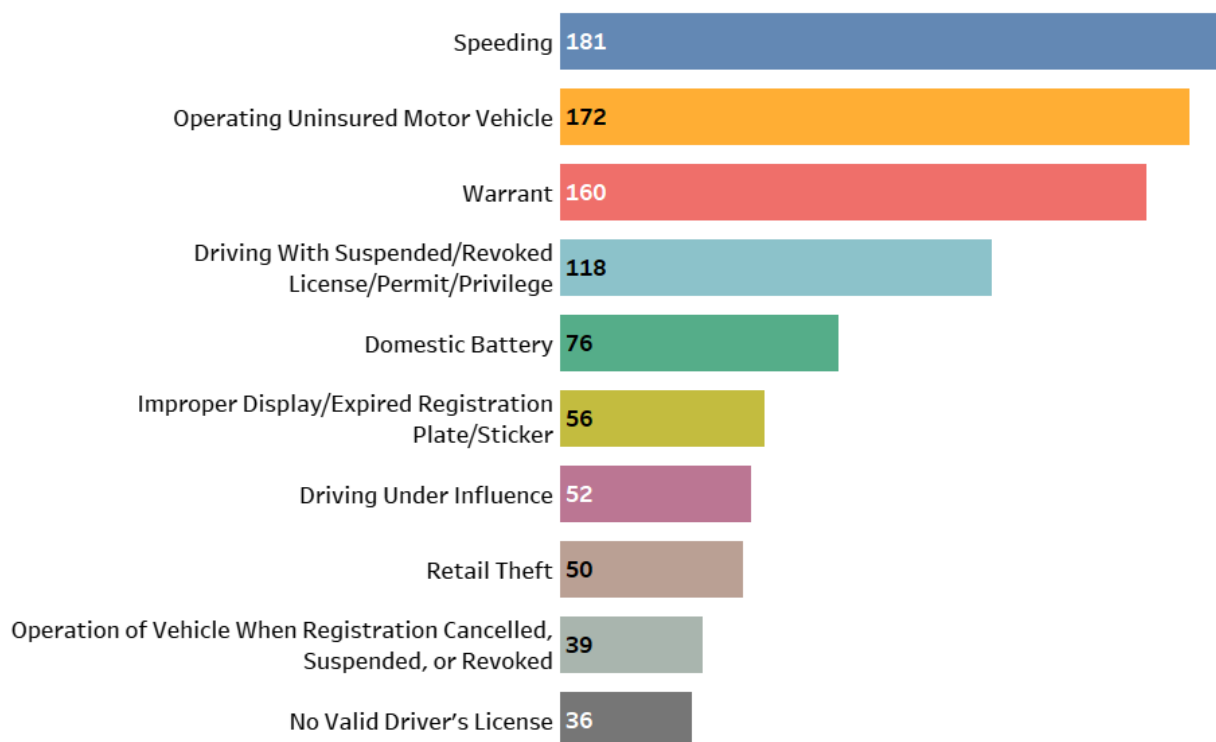
Review Process

Kewanee Police Department’s review process is conducted by supervisors who review body worn camera footage for complaints against officers, training purposes, courtroom testimony or policy review.

Incidents

Between January 1, 2022, and December 31, 2022, Kewanee Police Department reports one thousand eighty-nine (1,089) incidents leading to one thousand seven hundred thirty-nine (1,739) offenses charged. Below is a snapshot of the greatest frequency of offenses charged.

Greatest Frequency Offenses



Department Overview – Lake County Sheriff’s Office

The Lake County Sheriff’s Office utilizes three hundred eighteen (318) Axon Body 3 body worn cameras, with one hundred sixty-one (161) for corrections officers, one hundred fifty-four (154) for grade 1 deputies, forty-nine (49) assigned to court security, and twelve (12) for the marine unit. Each patrol deputy is assigned two (2) cameras, so they can take a freshly charged body worn camera at the start of each shift.

Technical Issues

Lake County Sheriff’s Office reports zero (0) technical issues.

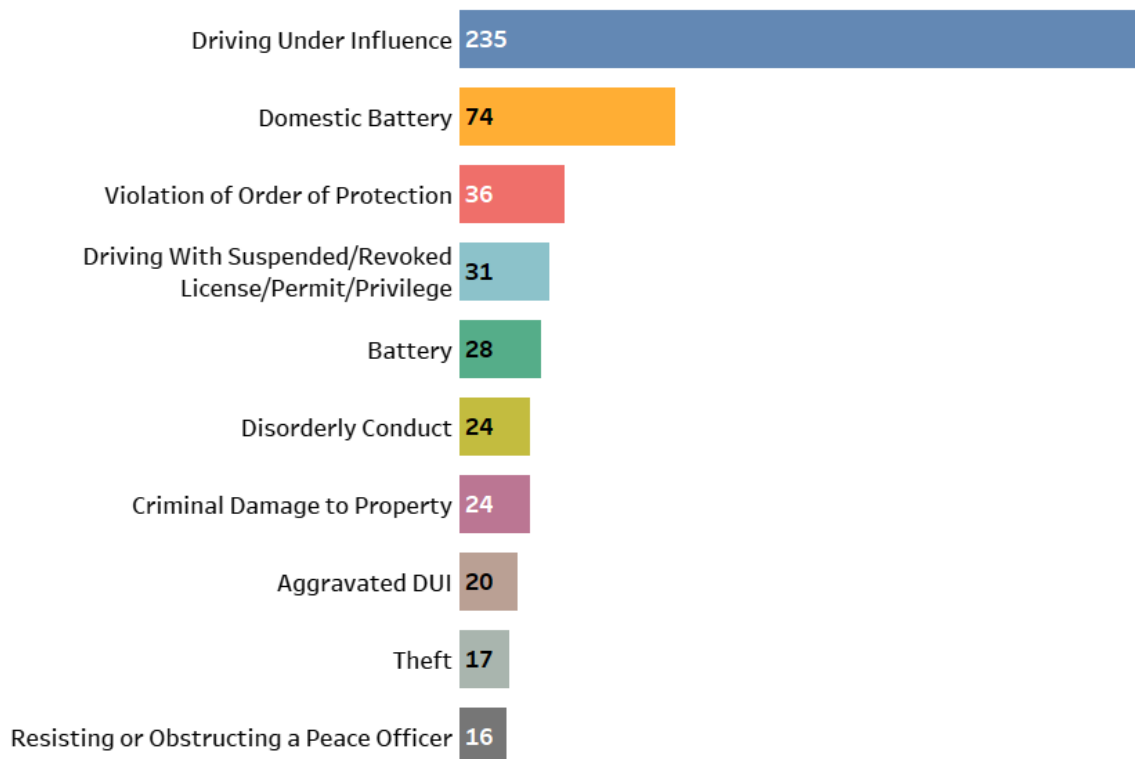
Review Process

While supervisory staff can review videos of those they supervise at any time, bi-yearly supervisory personnel are to review two random videos of everyone they directly supervise per sheriff’s office policy. The review is to determine if there are widespread technical issues and if personnel are adhering to the body worn camera policy and state law. Technical issues are reported to the sheriff’s training division and policy violations are handled through the sheriff’s office disciplinary and complaint protocol.

Incidents

Between January 1, 2022, and December 31, 2022, Lake County Sheriff’s Office reports six hundred eighty-five (685) incidents leading to seven hundred forty-two (742) offenses charged. Below is a snapshot of the greatest frequency of offenses charged.

Greatest Frequency Offenses



Department Overview – Lake in the Hills Police Department

The Lake in the Hills Police Department consists of fifty-one (51) authorized personnel; forty-one (41) sworn officers, eight (8) civilian positions, and two (2) part-time positions. The department currently has forty (40) body worn cameras utilized by sworn officers.

Technical Issues

Lake in the Hills Police Department reports ten (10) technical issues consisting of initialization errors, system recovery errors, and card failure. All technical issues were addressed through the manufacturer's warranty for camera replacement.

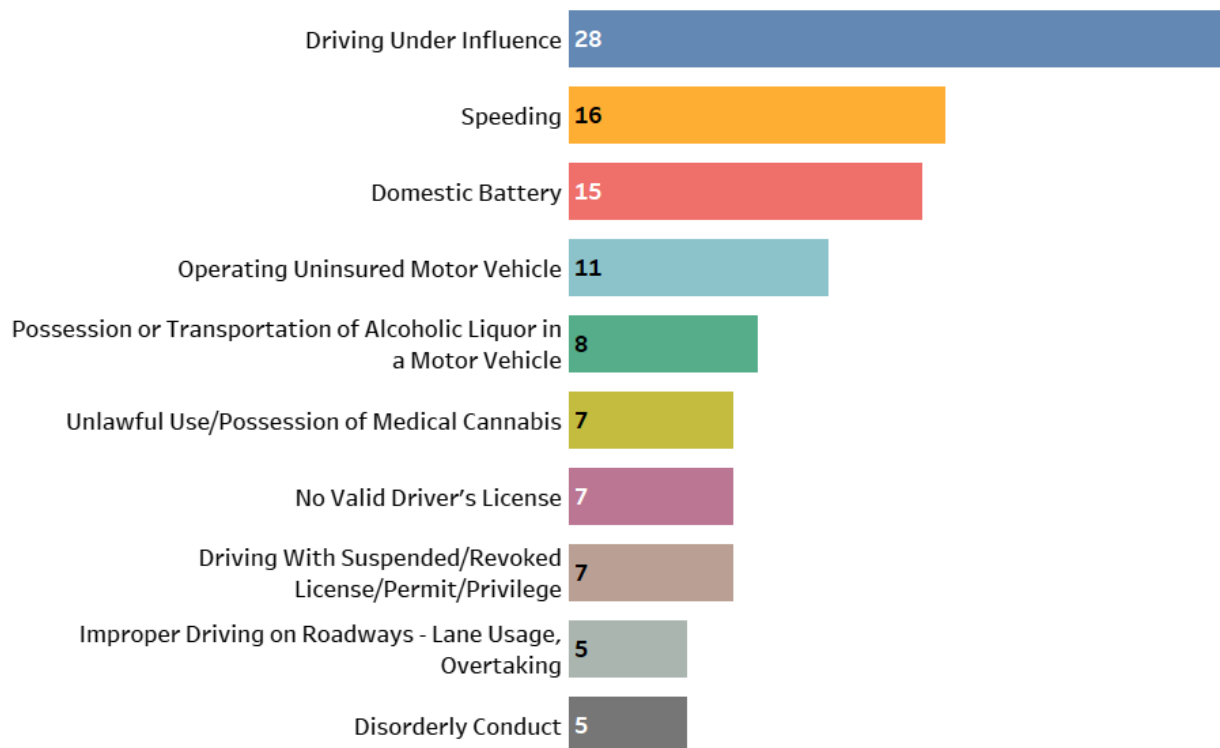
Review Process

The Lake in the Hills Police Department Sergeants or shift commanders conduct a quarterly audit of three (3) random camera recordings for each direct report officer to ensure that the equipment is operating properly, and body worn cameras are being used appropriately in accordance with policy and training. The audit results are forwarded to the body worn camera administrator and an inquiry is conducted into any violation of policy determined because of the audit. Upon consultation with the program administrator, it will be determined if a further audit needs to be conducted.

Incidents

Between March 31, 2022, and December 31, 2022, Lake in the Hills Police Department reports ninety-two (92) incidents leading to one hundred eighty-two (182) offenses charged. Below is a snapshot of the greatest frequency of offenses charged.

Greatest Frequency Offenses



Department Overview – Lakemoor Police Department

Lakemoor Police Department's report does not provide department or body worn camera information.

Technical Issues

Lakemoor Police Department reports zero (0) technical issues.

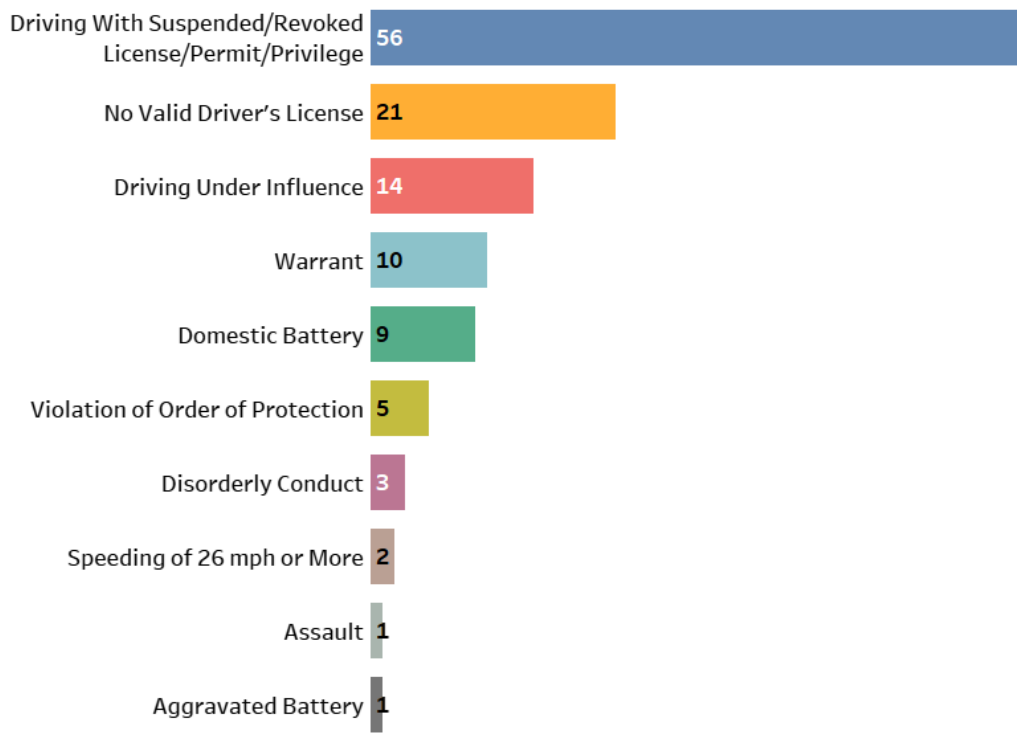
Review Process

Lakemoor Police Department's report does not include a formal review process.

Incidents

Between January 1, 2022, and December 31, 2022, Lakemoor Police Department reports one hundred thirty-six (136) incidents leading to one hundred thirty-six (136) offenses charged. Below is a snapshot of the greatest frequency of offenses charged.

Greatest Frequency Offenses



Department Overview – Lake Villa Police Department

Lake Villa Police Department consists of eighteen (18) full-time officers and seven (7) part-time officers who utilize twenty-nine (29) body worn cameras. Twenty-three (23) body worn cameras are utilized by active patrol personnel while on duty and the cameras are activated during police/citizen contacts. Spare body worn cameras are kept in case of breakdown.

Technical Issues

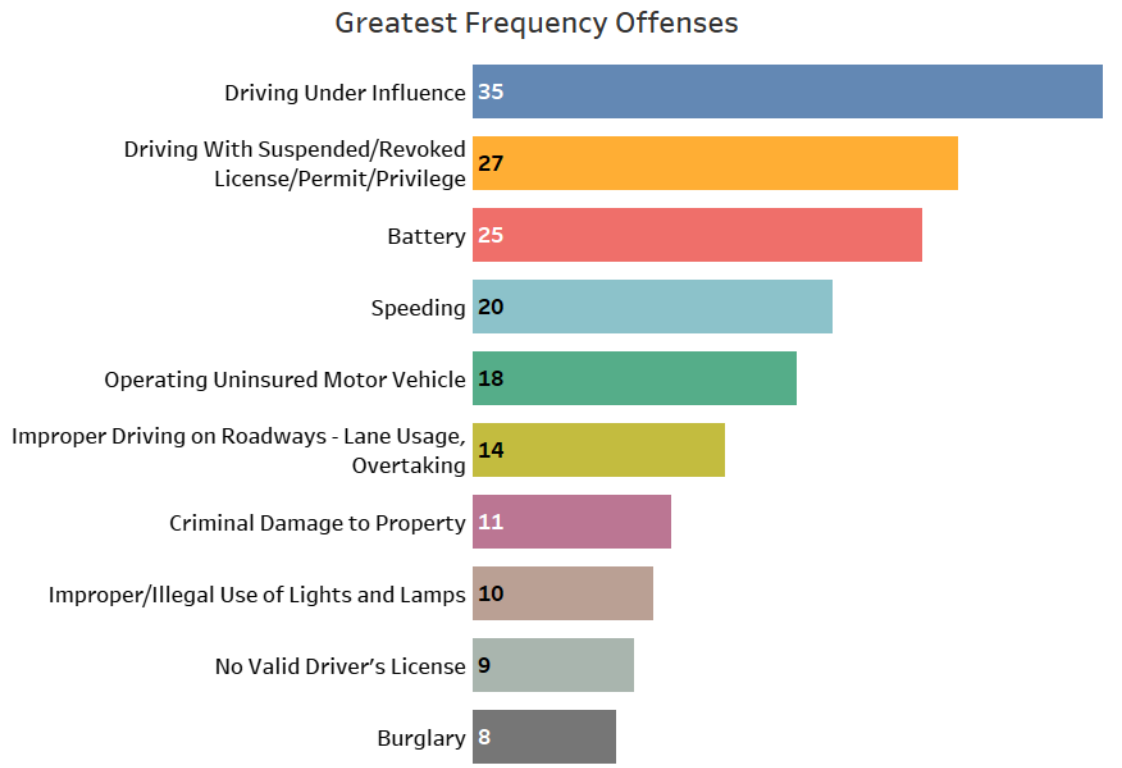
Lake Villa Police Department reports issues with battery drain or charging issues, software issues, and broken/cracked LED screens.

Review Process

Lake Villa Police Department supervisors randomly review at least one (1) body worn camera video per officer per month. Footage is reviewed for oversight or any concerns.

Incidents

Between January 1, 2022, and December 31, 2022, Lake Villa Police Department reports one hundred thirty-two (132) incidents leading to two hundred eighty-two (282) offenses charged. Below is a snapshot of the greatest frequency of offenses charged.



Department Overview – LeRoy Police Department

The LeRoy Police Department has eight (8) full-time officers, including the police chief. The department is overseen by the chief of police, one (1) sergeant, and one (1) corporal. One (1) officer is assigned as the school resource officer. The department utilizes eight (8) Axon Body 3 body worn cameras.

Technical Issues

LeRoy Police Department reports zero (0) technical issues.

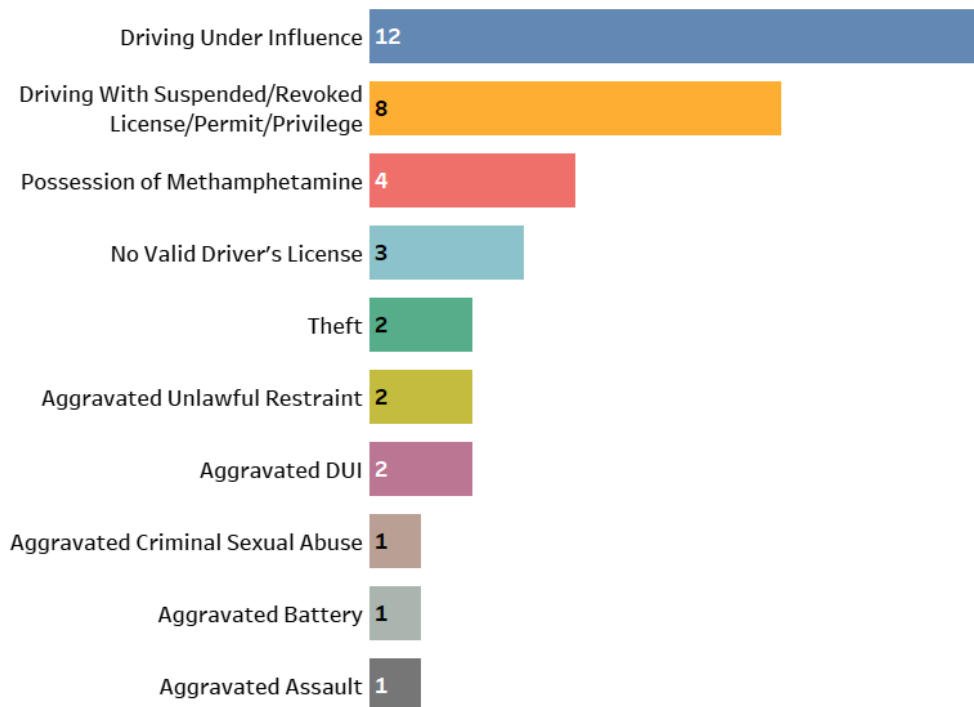
Review Process

Supervisors regularly review recordings to identify compliance with policy, procedures, and training needs. An automatic review of recordings by two supervisors is triggered by complaints, use of force incidents, and pursuits.

Incidents

Between January 1, 2022, and December 30, 2022, LeRoy Police Department reports forty-eight (48) incidents leading to forty-eight (48) offenses charged. Below is a snapshot of the greatest frequency of offenses charged.

Greatest Frequency Offenses



Department Overview – Loyola University Chicago Department of Campus Safety

Loyola University Chicago Department of Campus Safety utilizes thirty-six (36) body worn cameras for sworn officers.

Technical Issues

Loyola University Chicago Department of Campus Safety reports operational problems such as cameras not turning on properly or consistently, being directed to another agency, defective docking stations, and batteries not holding a charge.

Review Process

Loyola University Chicago Department of Campus Safety supervisors ensure officers are equipped with officer-worn body cameras and utilize them in accordance with department policies and training. At least monthly, each department lieutenant randomly reviews three (3) recordings of law enforcement-related encounters or activities pertaining to officers under the lieutenant's purview to ensure that equipment is operating properly, that officers are using the cameras appropriately and in accordance with department policies and training, and to identify any areas in which additional training or guidance may be required.

Incidents

Between January 1, 2022, and December 31, 2022, Loyola University Chicago Department of Campus Safety reports two (2) incidents leading to two (2) offenses charged, which include one (1) Driving Under the Influence and one (1) Assault offense.

Department Overview – Manteno Police Department

Manteno Police Department consists of twenty (20) sworn personnel, which includes one (1) chief of police, one (1) lieutenant, three (3) shift sergeants, one (1) detective, two (2) investigators, one (1) school resource officer, ten (10) patrol officers, and one (1) auxiliary officer, who utilize fifteen (15) body worn cameras.

Technical Issues

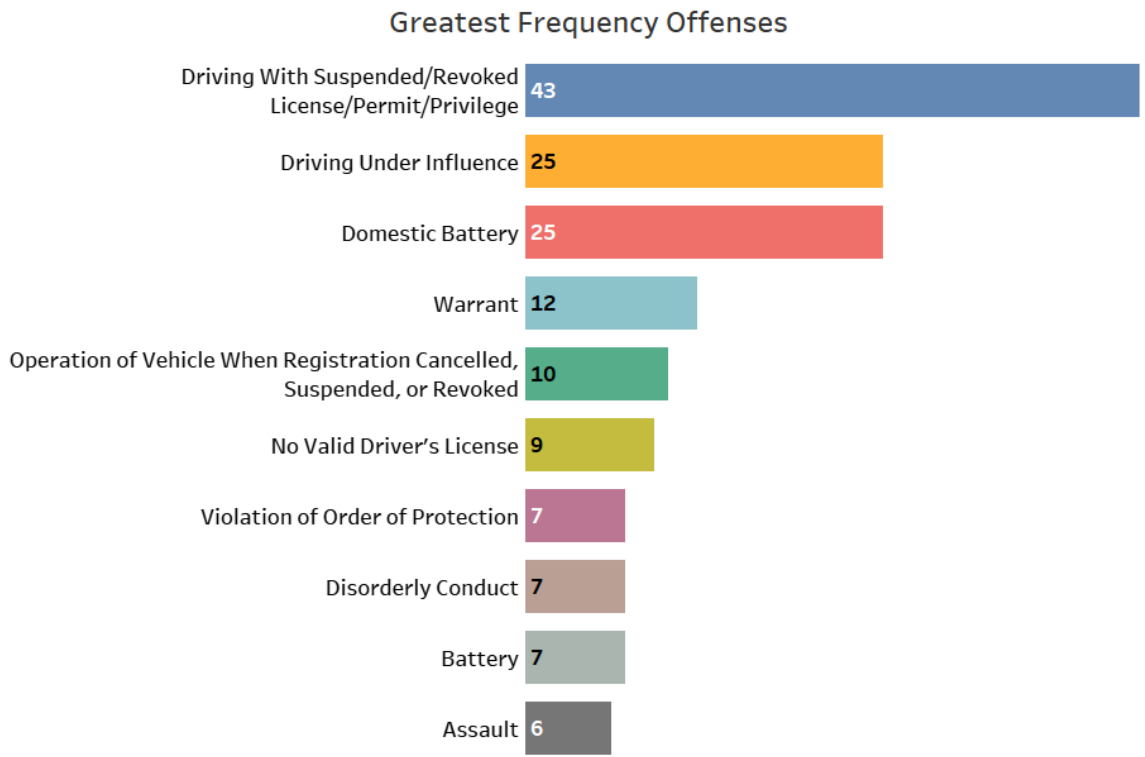
Manteno Police Department reports short battery life, slow upload times to the server, and user error issues.

Review Process

Manteno Police Department shift supervisors, administrators, and investigators review body worn camera footage for the creation of case files for video evidence obtained, to investigate alleged misconduct or reports of meritorious conduct, or in performance review.

Incidents

Between January 1, 2022, and December 31, 2022, Manteno Police Department reports one hundred seventy-six (176) incidents leading to two hundred nineteen (219) offenses charged. Below is a snapshot of the greatest frequency of offenses charged.



Department Overview – Mattoon Police Department

Mattoon Police Department consists of thirty-nine (39) full-time officers, which includes one (1) chief of police, one (1) deputy chief, four (4) detectives, two (2) school resource officers, two (2) K-9 officers, one (1) drug task force agent, five (5) captains, five (5) lieutenants, and five (5) sergeants. The Mattoon Police Department has four (4) officers that are part of a multi-jurisdictional tactical response team and four (4) members of their own CSI Team. The Department utilizes thirty-nine (39) body worn cameras.

Technical Issues

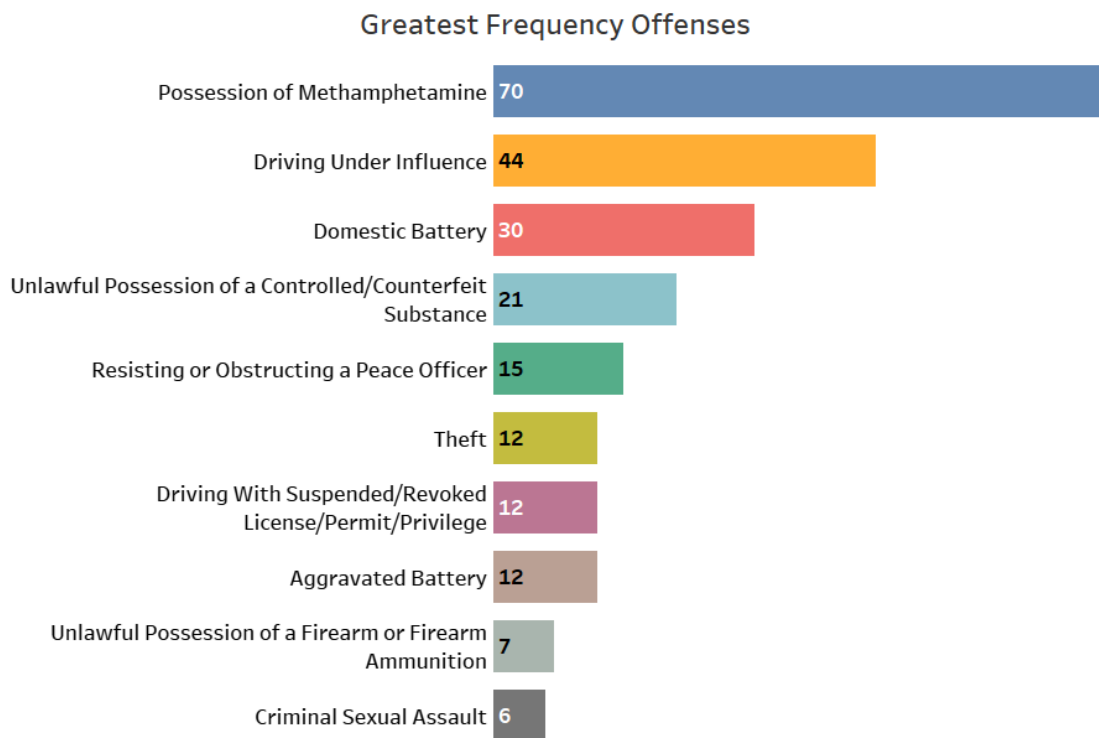
Mattoon Police Department reports short battery life issues. The issues were reported to the Mattoon IT department, and all issues were remedied by way of Mattoon IT coordinating efforts with the vendor (Mobile-Vision).

Review Process

Mattoon Police Department supervisors are authorized to review relevant recordings any time they are investigating alleged misconduct or reports of meritorious conduct, or whenever such recordings would be beneficial in reviewing the member's performance. Supervisors review that officers are properly saving/marking saved video correctly to ensure video is saved for the appropriate amount of time per state statute. Mattoon Police Department supervisors review maintenance issues of all body worn cameras and make certain to have any issues officers experience addressed.

Incidents

Between January 1, 2022, and December 31, 2022, Mattoon Police Department reports two hundred forty (240) incidents leading to three hundred two (302) offenses charged. Below is a snapshot of the greatest frequency of offenses charged.



Department Overview – McLean County Sheriff’s Office

McLean County Sheriff’s Office report does not include departmental data. The department utilizes fifty-three (53) Axon Body 3 cameras for sworn personnel when required.

Technical Issues

McClean County Sheriff’s Office reports zero (0) technical issues.


Review Process

McLean County Sheriff supervisors perform ten (10) quarterly performance reviews which require supervisors to select videos at random. In addition to the supervisor’s review, the deputy chiefs will also be selecting videos at random for an overall performance review.

Incidents

Between November 15, 2022, and December 31, 2022, McLean County Sheriff’s Office reports thirty (30) incidents leading to thirty-one (31) offenses charged. Below is a snapshot of the greatest frequency of offenses charged.

Greatest Frequency Offenses



Department Overview – Metra Police Department

Metra Police Department consists of one hundred seven (107) active-duty officers who utilize body worn cameras.

Technical Issues

Metra Police Department reports zero (0) technical issues.

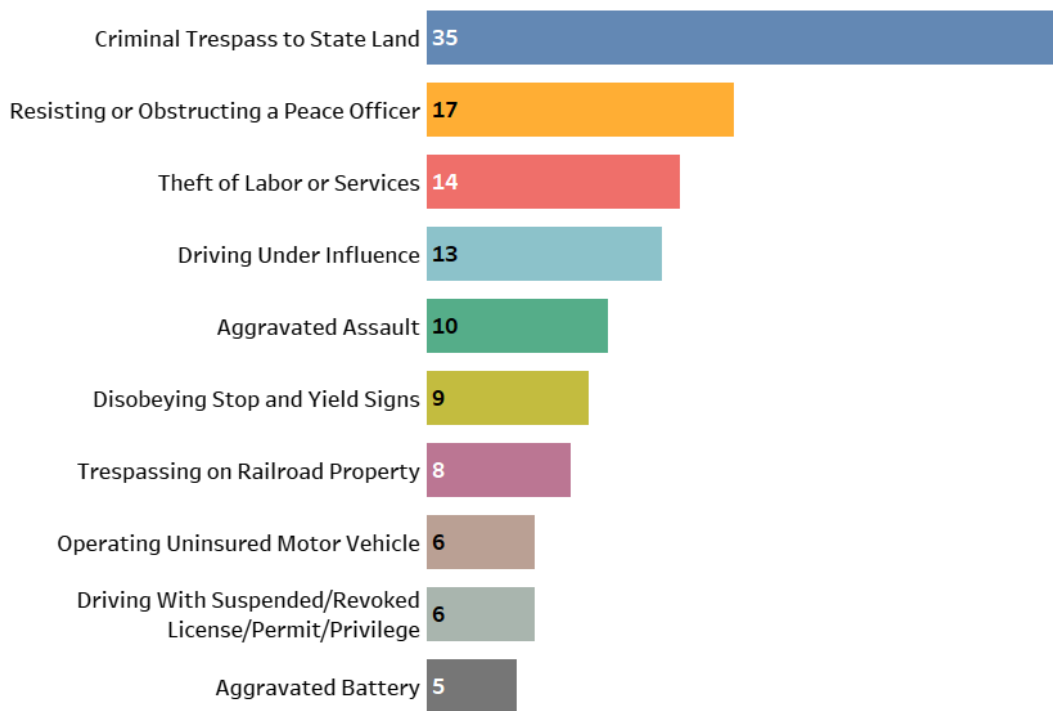
Review Process

Metra Police Department's Police Digital Services Manager reviews footage daily in compliance with the Body Worn Camera Act.

Incidents

Between January 1, 2022, and December 31, 2022, Metra Police Department reports one hundred four (104) incidents leading to one hundred ninety-one (191) offenses charged. Below is a snapshot of the greatest frequency of offenses charged.

Greatest Frequency Offenses



Department Overview – Milan Police Department

Milan Police Department's utilizes sixteen (16) body worn cameras, with one (1) backup camera in case of technical issues.

Technical Issues

Milan Police Department reports zero (0) technical issues.

Review Process

Milan Police Department's supervisors will randomly review videos of officers on their shift, as well as anytime there is a use of force incident, squad car accident, pursuit, or an internal/external complaint.

Incidents

Milan Police Department's report does not include incidents data.

Department Overview – Moline Police Department

Moline Police Department utilizes seventy-three (73) body worn cameras for Moline Police Officers.

Technical Issues

Moline Police Department reports issues including inability to upload videos, inability to connect to the internet, inability to connect to in-car camera, and failure to recharge the camera battery.

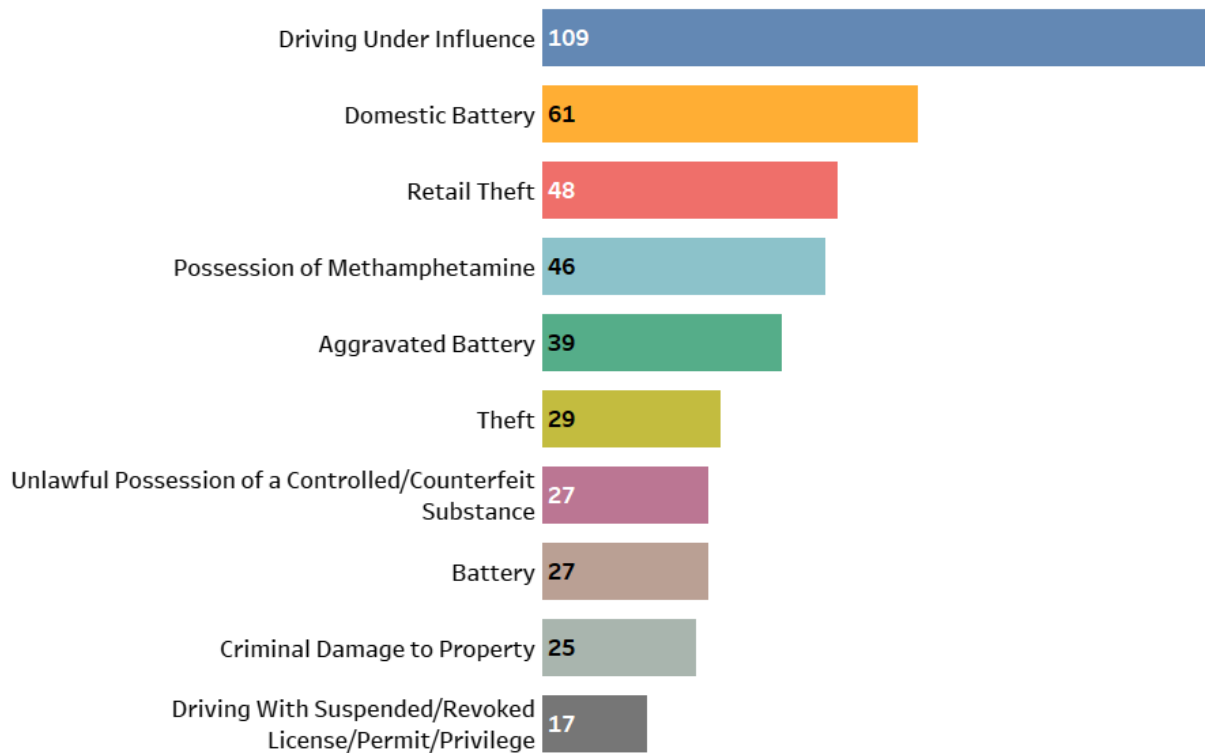
Review Process

Moline Police Department supervisors review one (1) recorded video for each officer assigned to their shift to ensure the body worn camera is being utilized. Once the recorded video has been reviewed, the supervisor documents the review in the notes section provided by Evidence.com.

Incidents

Between January 1, 2022, and December 31, 2022, Moline Police Department reports six hundred ninety-two (692) incidents leading to six hundred ninety-three (693) offenses charged. Below is a snapshot of the greatest frequency of offenses charged.

Greatest Frequency Offenses



Department Overview – Montgomery Police Department

Montgomery Police Department consists of thirty-two (32) full-time officers and two (2) part-time officers who utilize thirty-six (36) body worn cameras.

Technical Issues

Montgomery Police Department reports very minor issues with the operation, transfer, and/or review of the body worn camera videos. Issues are resolved in-house, or the body worn cameras are sent back to the manufacturer for repairs.

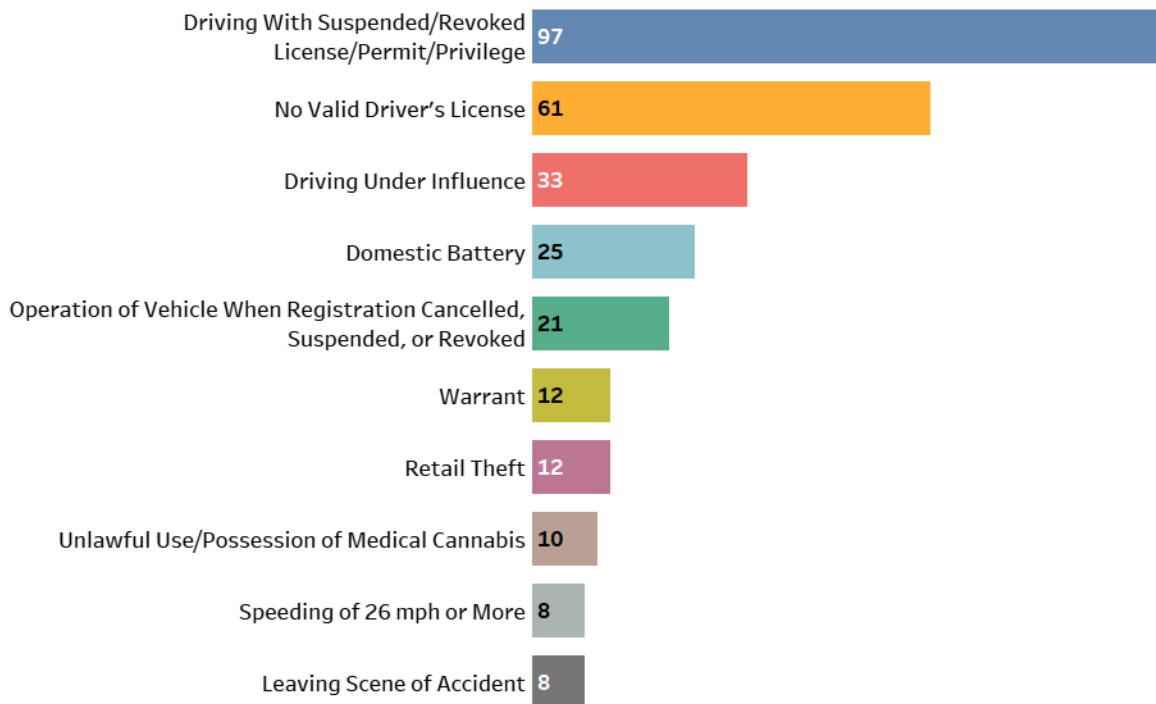
Review Process

Montgomery Police Department designated each of the four (4) patrol sergeants to review body worn camera videos for the officers assigned to their shifts. Two (2) commanders are assigned to review body worn camera videos each month for their assigned sergeant.

Incidents

Between January 1, 2022, and December 31, 2022, Montgomery Police Department reports three hundred fifty-eight (358) incidents leading to three hundred sixty-five (365) offenses charged. Below is a snapshot of the greatest frequency of offenses charged.

Greatest Frequency Offenses



Department Overview – Morris Police Department

The Morris Police Department is comprised of twenty-nine (29) full-time officers, ten (10) part-time officers, four (4) full-time non-sworn support personnel and one (1) part-time non-sworn support personnel. The Morris Police Department continues to utilize body worn camera technology in its day-to-day operations, with twenty-six (26) cameras being utilized by twenty-three (23) patrol officers and three (3) detectives, all of which are full-time personnel. Command staff and part-time officers do not utilize body worn cameras.

Technical Issues

Morris Police Department reports zero (0) technical issues.

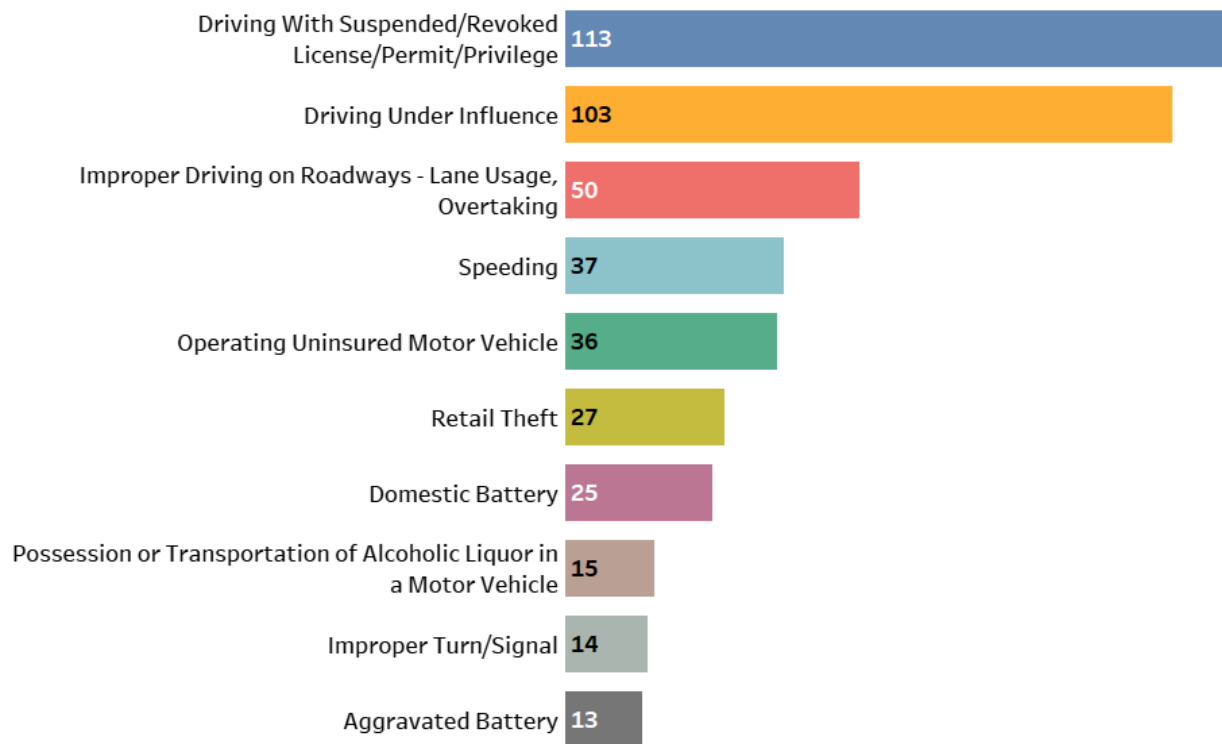
Review Process

Morris Police Department officers upload and categorize their videos daily. The officers and supervisors are sent a weekly report listing videos that have not been categorized.

Incidents

Between January 1, 2022, and December 31, 2022, Morris Police Department reports three hundred thirty-two (332) incidents leading to six hundred forty-seven (647) offenses charged. Below is a snapshot of the greatest frequency of offenses charged.

Greatest Frequency Offenses



Department Overview – Mount Prospect Police Department

Mount Prospect Police Department consists of eighty-seven (87) sworn officers who utilize body worn cameras. Each sworn member of the department is issued their own WatchGuard V300 body worn camera, a battery, and a mounting plate to be worn.

Technical Issues

Mount Prospect Police Department reports issues with uploading footage, audio not recording, cameras shutting off and going into system recovery mode and bulged batteries, resulting in requests for forty-five (45) battery replacements.

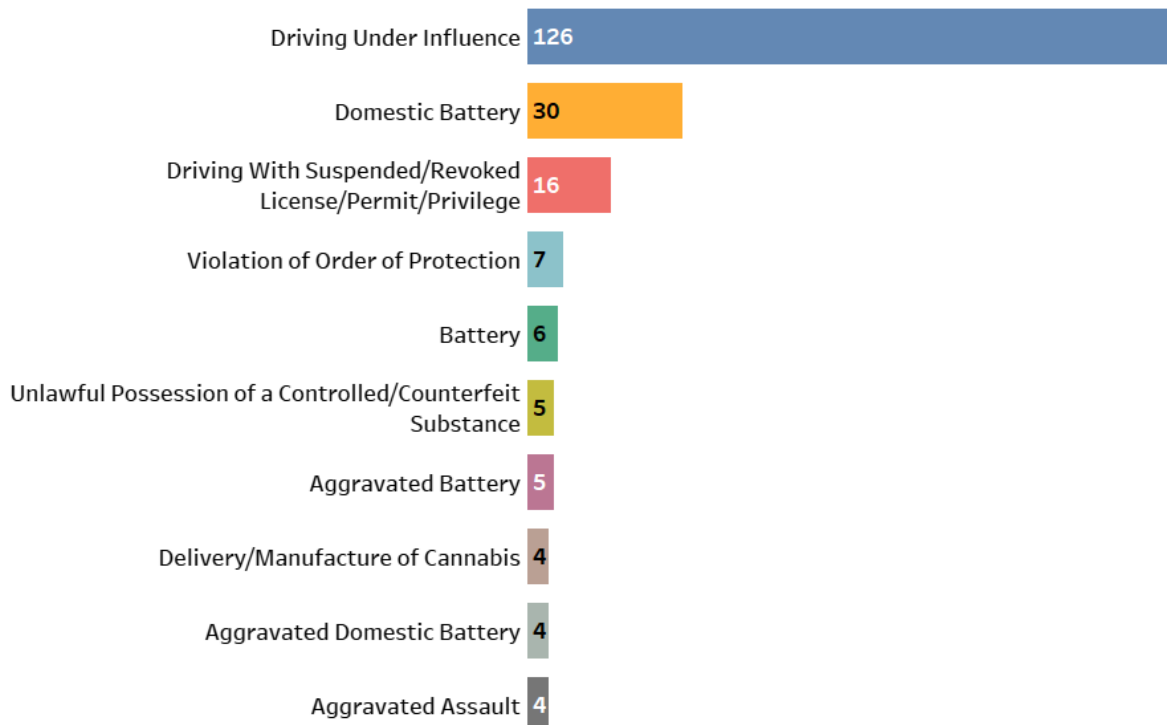
Review Process

Mount Prospect Police Department subscribes to the FrontLine Public Safety Solutions BWC Audit software which supervisors utilize to document monthly required reviews of body worn cameras for their assigned personnel. Supervisory personnel are required at a minimum to review one body worn camera video for each of their assigned personnel monthly and address any issues noted during the review with the officer in question.

Incidents

Between January 1, 2022, and December 31, 2022, Mount Prospect Police Department reports two hundred fifty-eight (258) incidents leading to two hundred sixty (260) offenses charged. Below is a snapshot of the greatest frequency of offenses charged.

Greatest Frequency Offenses



Department Overview – Mundelein Police Department

Mundelein Police Department consists of fifty-five (55) police officers and three (3) community service officers who utilize body worn cameras.

Technical Issues

Mundelein Police Department reports minor issues with battery replacements, one (1) camera not charging, and one (1) camera with stuck buttons. Replacements were made under warranty through the manufacturer.

Review Process

Mundelein Police Department supervisors ensure officers utilize body worn cameras in accordance with policy and training. In cases where footage has the propensity to generate community interest, the supervisors review footage in their investigative scope, conduct further investigation they deem appropriate, and forward the information via the chain of command. Supervisors randomly review and document at least one (1) body worn camera recording quarterly for each officer they supervise to ensure equipment operates. In use of force incidents, the employee's direct supervisor will review body worn camera recordings.

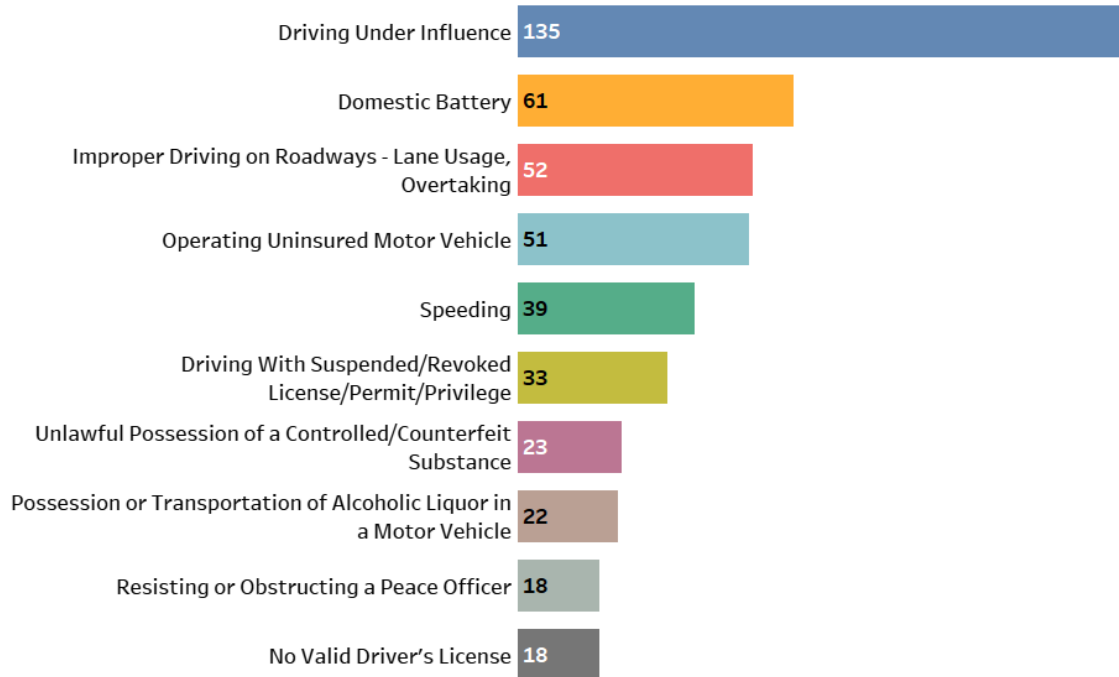
Recordings are not used to prepare performance evaluations unless used for commending exemplary performance or correcting substandard performance. Supervisors review footage to determine possible disciplinary action when: a citizen files a complaint of misconduct; an officer uses unauthorized or incorrect use of force; the encounter may result in a formal investigation under the Uniform Peace Officer's Act; or for corroboration of misconduct.

Incidents

Between January 1, 2022, and December 31, 2022, Mundelein Police Department reports two hundred thirty-three (233) leading to seven hundred sixty-four (764) offenses charged. On the following page is a snapshot of the greatest frequency of offenses charged.

Department Overview – Mundelein Police Department, Continued

Greatest Frequency Offenses



Department Overview – Mt. Zion Police Department

The Mt. Zion Police Department consists of eleven (11) full-time sworn officers. The department began using body worn cameras in September of 2022 and each individual officer has a BWC assigned to them. In total the department uses eleven (11) cameras.

Technical Issues

Mt. Zion reports zero (0) technical issues.

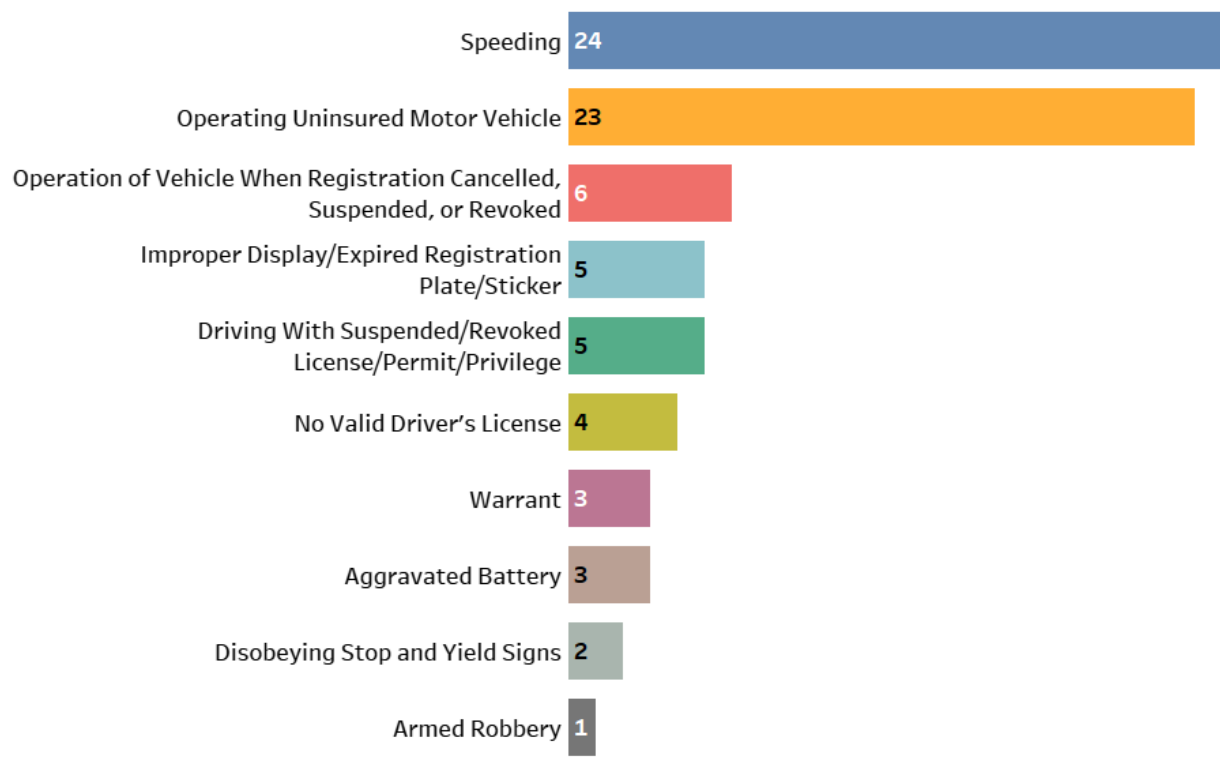
Review Process

The chief of police and lieutenant periodically reviews uploaded videos.

Incidents

Between October 1, 2022, and December 31, 2022, the Mt. Zion Police Department reports sixty-one (61) incidents leading to eighty-three (83) offenses charged. Below is a snapshot of the greatest frequency of offenses charged.

Greatest Frequency Offenses



Department Overview – Neoga Police Department

Neoga Police Department consists of three (3) full-time and four (4) part-time officers who utilize four (4) body worn cameras. Each full-time officer has their own camera, and one is shared by the part-time officers.

Technical Issues

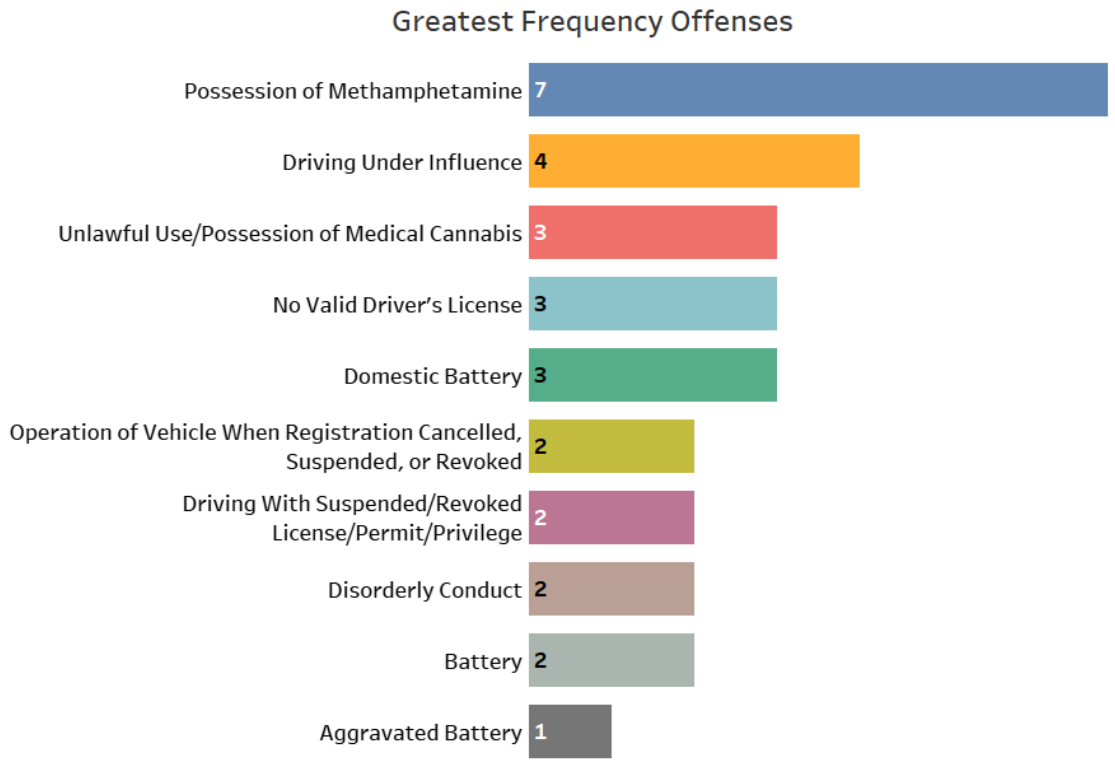
Neoga Police Department reports zero (0) technical issues.

Review Process

Neoga Police Department Chief reviews body worn camera videos.

Incidents

Between January 1, 2022, and December 31, 2022, Neoga Police Department reports thirty-eight (38) incidents leading to thirty-eight (38) offenses charged. Below is a snapshot of the greatest frequency of offenses charged.



Department Overview – New Lenox Police Department

New Lenox Police Department consists of thirty-seven (37) officers who utilize thirty-seven (37) body worn cameras.

Technical Issues

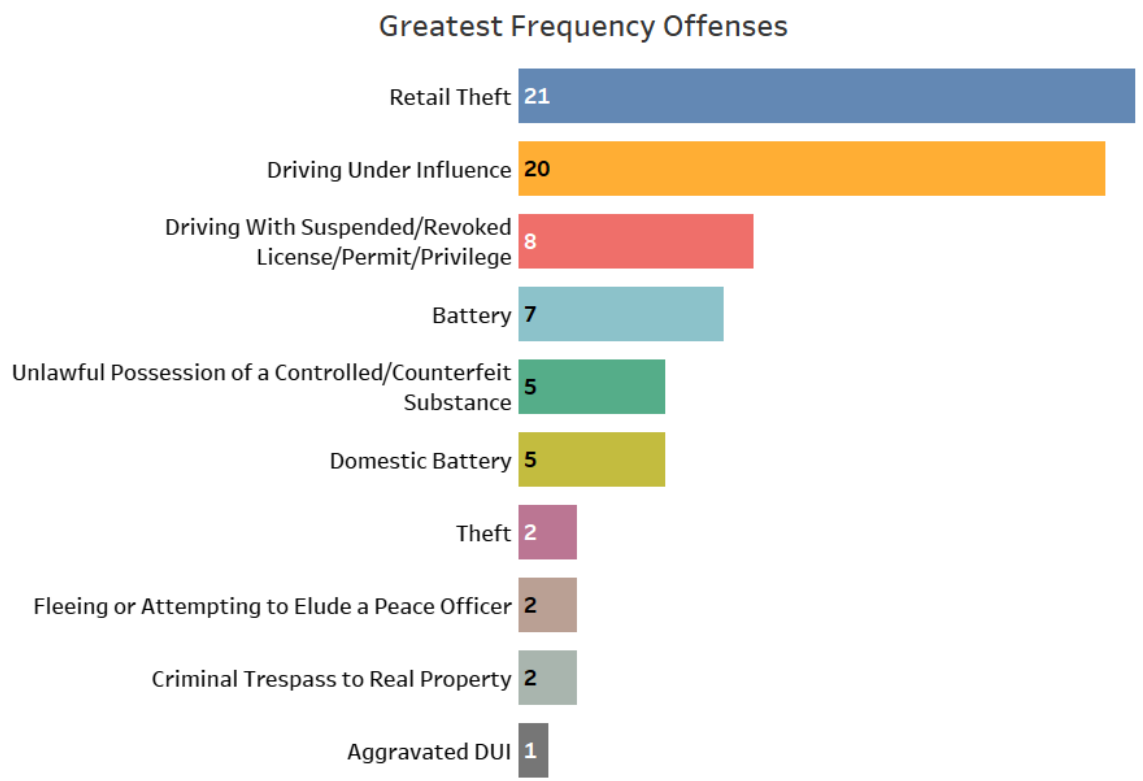
New Lenox Police Department reports user errors, as well as wear and tear issues.

Review Process

New Lenox Police Department shift supervisors and administrators have the right to review body worn camera videos any time they are investigating alleged misconduct, reports of meritorious conduct, or whenever such recordings would be beneficial in reviewing an officer's performance or training exercise. Shift supervisors conduct daily random spot checks of officer's recordings.

Incidents

Between January 1, 2022, and December 31, 2022, New Lenox Police Department reports seventy-eight (78) incidents leading to eighty-seven (87) offenses charged. Below is a snapshot of the greatest frequency of offenses charged.



Department Overview – Niles Police Department

Niles Police Department consists of fifty-five (55) sworn officers who utilize fifty-eight (58) body worn cameras, with three (3) used as spares.

Technical Issues

Niles Police Department reports three (3) technical malfunctions that were repaired, and the cameras were subsequently reissued for deployment and use.

Review Process

Niles Police Department supervisors review footage monthly at random from officers under their span of control to ensure the cameras are being used in conjunction with applicable law and policy.

Incidents

Niles Police Department's report does not include incidents data.

Department Overview – Normal Police Department

Normal Police Department consists of eighty-four (84) full-time officers who utilize eighty-two (82) Panasonic Arbitrator MK-3 body worn cameras.

Technical Issues

Normal Police Department reports an increase in technical issues requiring repairs. Many times, the body worn cameras must be sent in for repairs; as such, the department will be purchasing all new body worn cameras.

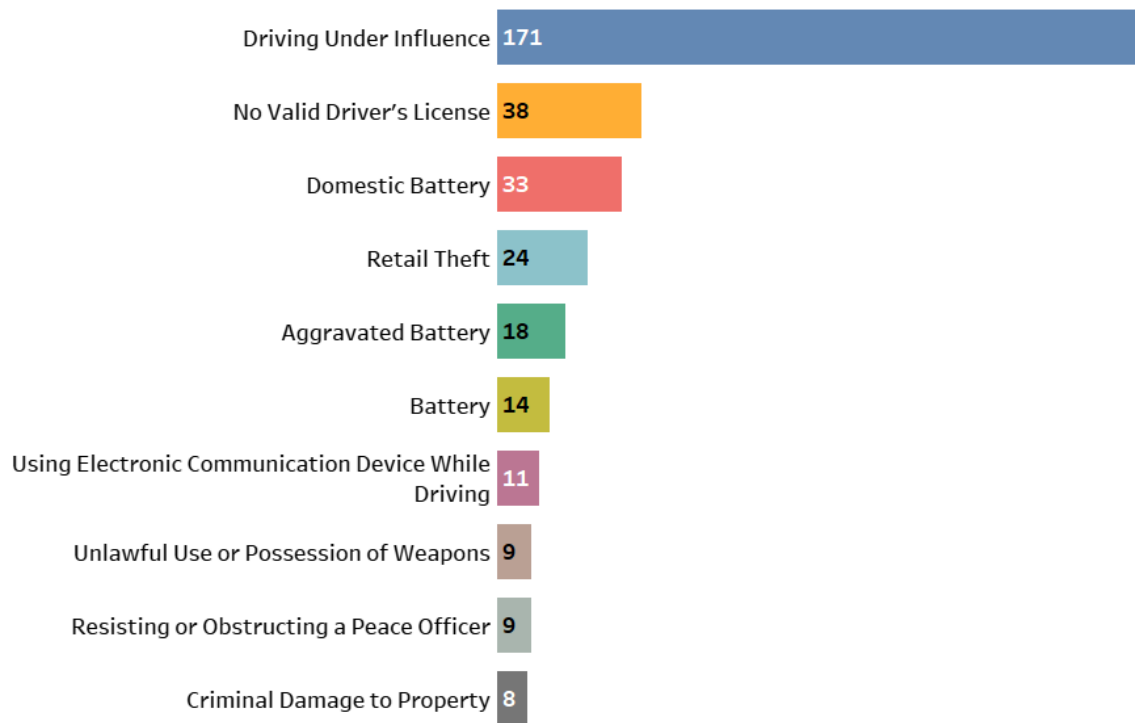
Review Process

Normal Police Department supervisors randomly review five (5) videos each month from their respective shifts. A minimum of two (2) command ranks also review all reports and accompanying body worn camera footage. Supervisors approve, date, and forward reports via the chain of command.

Incidents

Between January 1, 2022, and December 31, 2022, Normal Police Department reports one hundred seventy-one (171) incidents leading to four hundred forty-one (441) offenses charged. Below is a snapshot of the greatest frequency of offenses charged.

Greatest Frequency Offenses



Department Overview – Northern Illinois University Department of Police and Public Safety

Northern Illinois University Department of Police and Public Safety consists of thirty-five (35) officers who utilize thirty-five (35) body worn cameras.

Technical Issues

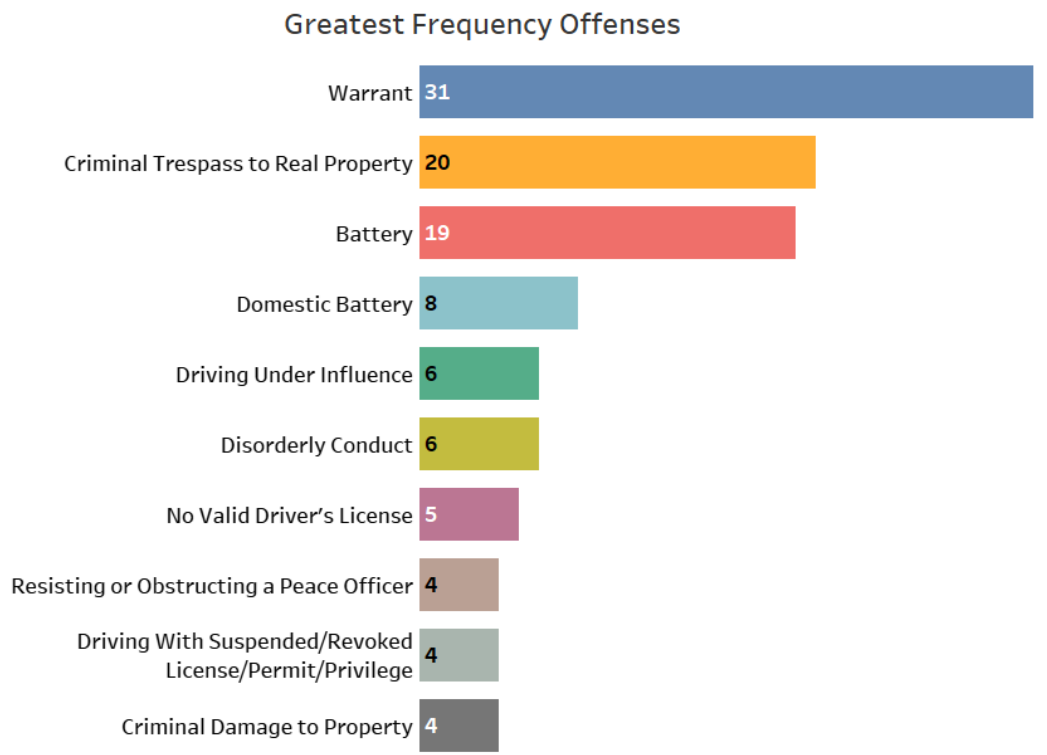
Northern Illinois University Department of Police and Public Safety reports zero (0) technical issues.

Review Process

Northern Illinois University Department of Police and Public Safety shift supervisors randomly audit a minimum of one (1) body worn camera recording made during their shift to ensure that the equipment is operating properly and that officers are using the body worn camera appropriately and in accordance with department policies and training.

Incidents

Between January 1, 2022, and December 31, 2022, Northern Illinois University Department of Police and Public Safety reports ninety-one (91) incidents leading to one hundred sixty-two (162) charged. Below is a snapshot of the greatest frequency of offenses charged.



Department Overview – O’Fallon Police Department

O’Fallon Police Department consists of forty-nine (49) sworn officers who utilize forty-seven (47) Axon 3 body worn cameras. Body worn cameras are issued to every officer except for two (2) officers deployed to external task forces; administration is also issued body worn cameras.

Technical Issues

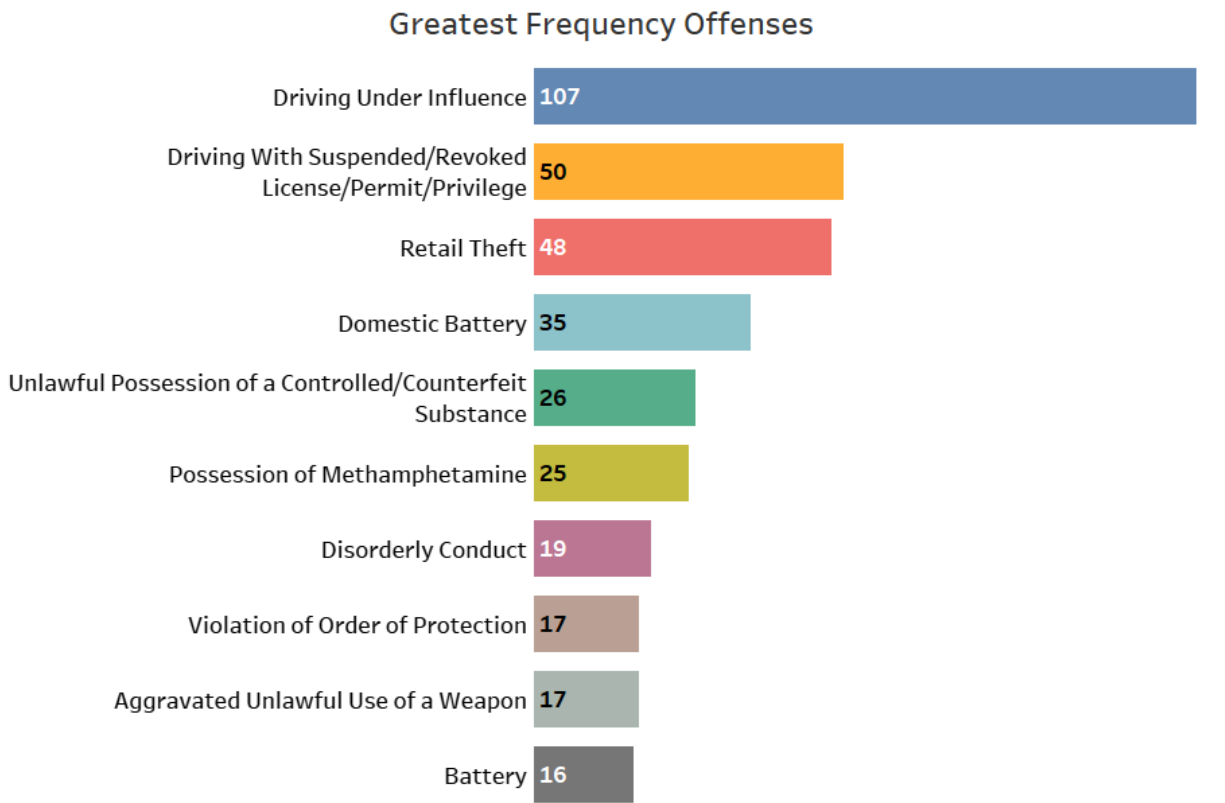
O’Fallon Police Department reports one (1) minor technical issue, which was rectified by a warranty return with Axon.

Review Process

O’Fallon Police Department supervisors conduct one (1) random review of each patrol officer each month to ensure adherence to state law and policy. Other videos are reviewed in accordance with law.

Incidents

Between January 1, 2022, and December 31, 2022, O’Fallon Police Department reports six hundred twenty-four (624) incidents leading to six hundred twenty-four (624) offenses charged. Below is a snapshot of the greatest frequency of offenses charged.



Department Overview – Oswego Police Department

Oswego Police Department consists of fifty-two (52) sworn officers who utilize fifty-three (53) body worn cameras.

Technical Issues

Oswego Police Department reports two (2) camera malfunctions and that they were replaced by the manufacturer.

Review Process

Oswego Police Department's shift supervisor does a review of two (2) videos each month. The reviews are documented in Frontline and the officers are notified that their video has been reviewed.

Incidents

Oswego Police Department's report does not include incidents data.

Department Overview – Park Forest Police Department

Park Forest Police Department consists of forty-four (44) sworn officers who utilize twenty-nine (29) body worn cameras. Body worn cameras are assigned permanently to six (6) detectives, four (4) members of administration, and to the one (1) K-9 officer, while sixteen (16) are assigned at the beginning of the shift to each officer of the patrol division.

Technical Issues

Park Forest Police Department reports thirty-five (35) incidents of body worn camera malfunction, mainly consisting of clip and slider top breaking, and issues with recording audio and video uploading. There were nine (9) replacement cameras.

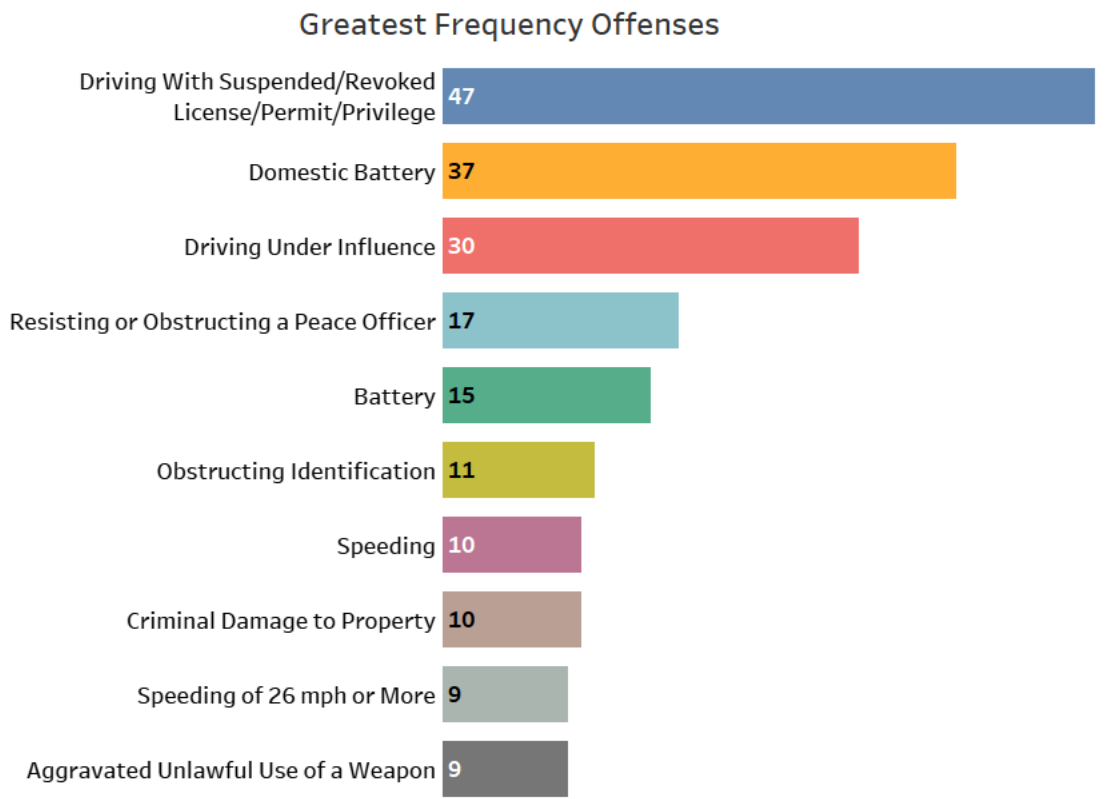
Review Process

On a monthly basis, the commander of each platoon performs a body worn camera review of each officer under their command and submits a report to the field operations deputy chief to include date, time, type of incident, and any comments about the incident or conversation had with the officer.

A minimum of one (1) deputy chief also reviews each pursuit and each use of force incident, in addition to that officer's commander.

Incidents

Between January 1, 2022, and December 31, 2022, Park Forest Police Department reports two hundred thirteen (213) incidents leading to three hundred twenty-one (321) offenses charged. Below is a snapshot of the greatest frequency of offenses charged.



Department Overview – Park Ridge Police Department

Park Ridge Police Department consists of fifty-four (54) sworn officers who utilize body worn cameras. A body worn camera is assigned to each sworn officer.

Technical Issues

Park Ridge Police Department reports zero (0) technical issues.

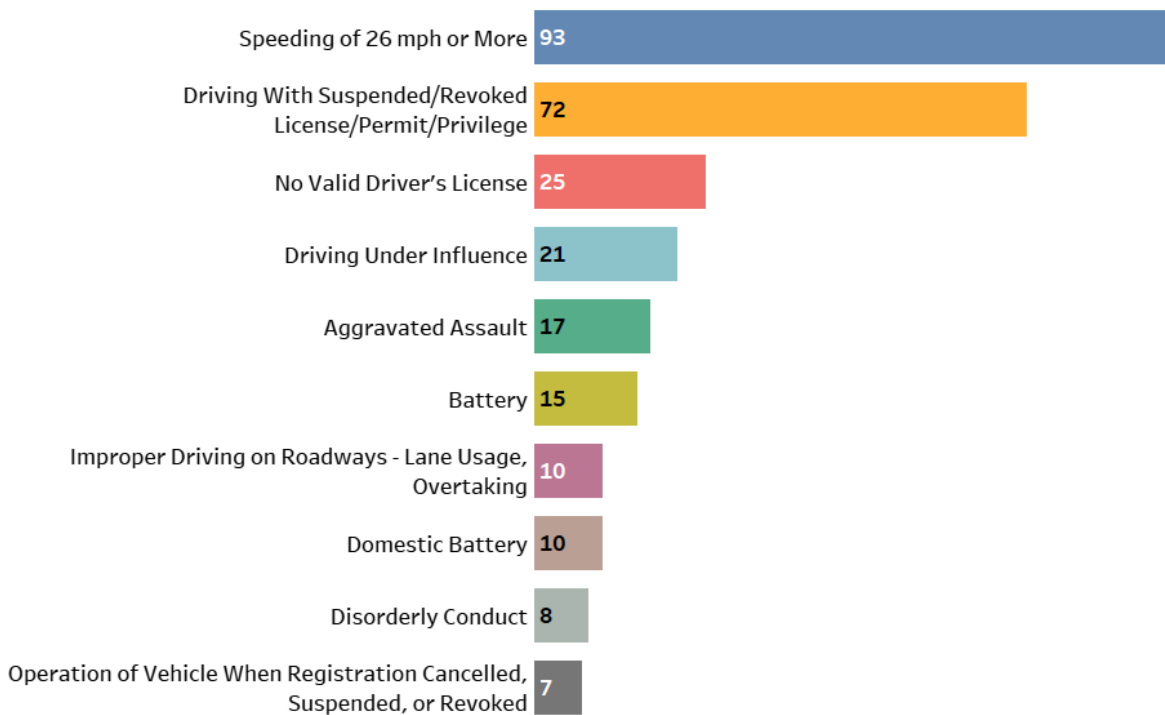
Review Process

Park Ridge Police Department supervisors randomly review ten (10) recordings each month pertaining to their area of responsibility to ensure that the equipment is operating properly and that officers are using the cameras appropriately and in accordance with department policy and training. Supervisors document their review using the Body Worn Camera Supervisor Review Form, which is forwarded to the body worn camera coordinator through the chain of command.

Incidents

Between January 3, 2022, and December 31, 2022, Park Ridge Police Department reports two hundred ninety-four (294) incidents leading to three hundred twenty-four (324) offenses charged. Below is a snapshot of the greatest frequency of offenses charged.

Greatest Frequency Offenses



Department Overview – Parkland College Police Department

Parkland College Police Department consists of thirteen (13) sworn officers who utilize thirteen (13) body worn cameras. There are fifteen (15) total WatchGuard VISTA body worn cameras owned by the department.

Technical Issues

Parkland College Police Department reports technical issues with the body worn camera activating unprompted, battery failure, and multiple instances of booting/syncing problems. These issues were addressed through replacement by the manufacturer.

Review Process

Parkland College Police Department supervisors randomly review officer footage once per quarter to ensure that the equipment is operating properly, and the devices are being used appropriately and to identify additional training or guidance needed. If a complaint is lodged against an officer where a body worn camera exists, a supervisor will immediately ensure the recording is secure. The recording is copied and given to the chief for review.

Incidents

Between January 1, 2022, and September 31, 2022, Parkland College Police Department reports five (5) incidents leading to five (5) offenses charged.

Department Overview – Pekin Police Department

Pekin Police Department consists of fifty-five (55) sworn officers, with an additional two (2) full-time code enforcement officers, who utilize forty-one (41) body worn cameras. The departmental body worn camera policy requires all uniformed officers to utilize body worn cameras, while detectives and administration are not currently required to utilize cameras.

Technical Issues

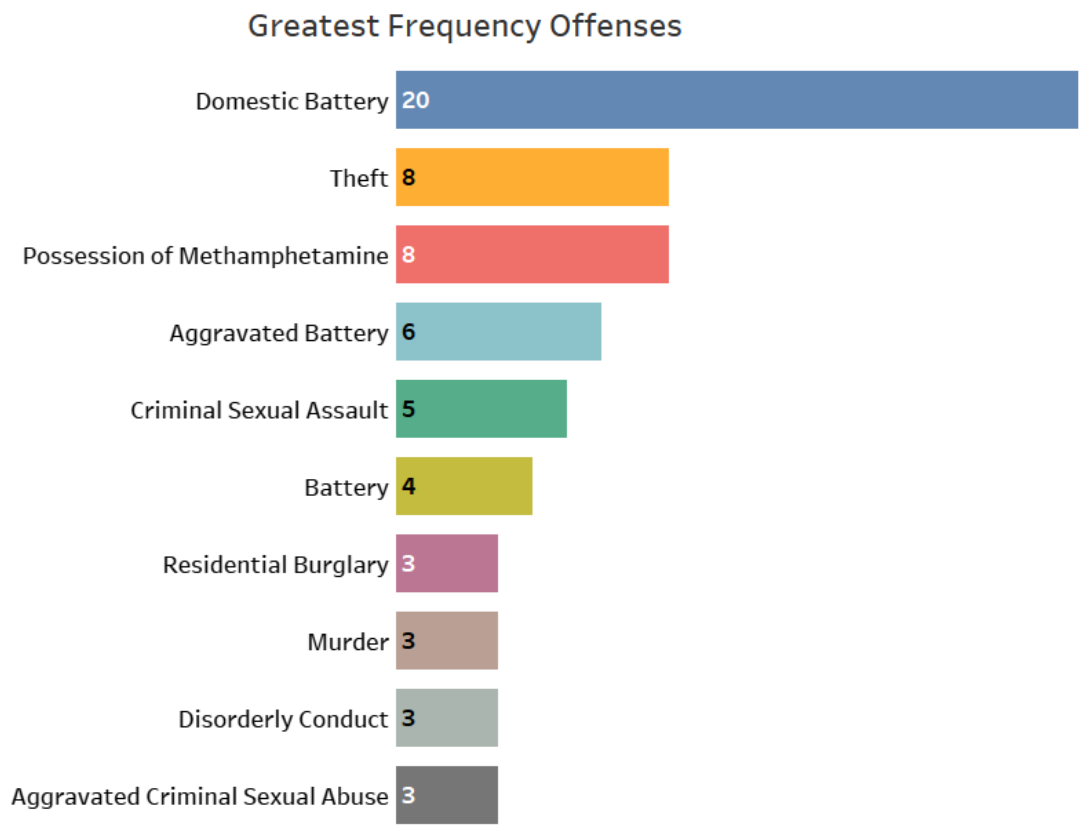
Pekin Police Department reports an issue with one (1) broken screen on a body worn camera which was replaced through the manufacturer.

Review Process

Pekin Police Department shift commanders, or their designee, will review a sampling of recordings monthly for each officer assigned to their shift to ensure that the equipment is operating properly and that officers are using the cameras appropriately and in accordance with policy and training. Supervisors shall document their review in the Guardian Tracking Program under officer statistics. The responsibility for this task falls upon the shift commander to make sure it is being completed each month and entered into Guardian Tracking.

Incidents

Between January 1, 2022, and December 31, 2022, Pekin Police Department reports eighty-seven (87) incidents leading to eighty-nine (89) offenses charged. Below is a snapshot of the greatest frequency of offenses charged.



Department Overview – Pittsfield Police Department

Pittsfield Police Department consists of thirteen (13) officers, including both full-time and part-time, who utilize nine (9) body worn cameras. The departmental body worn camera policy requires all uniformed officers to utilize body worn cameras; detectives and administration are not currently required to utilize cameras.

Technical Issues

Pittsfield Police Department reports issues with camera batteries not lasting a full shift, no technical support, and repair facility provided by the manufacturer of the camera. They also reported lack of storage for the large amounts of footage.

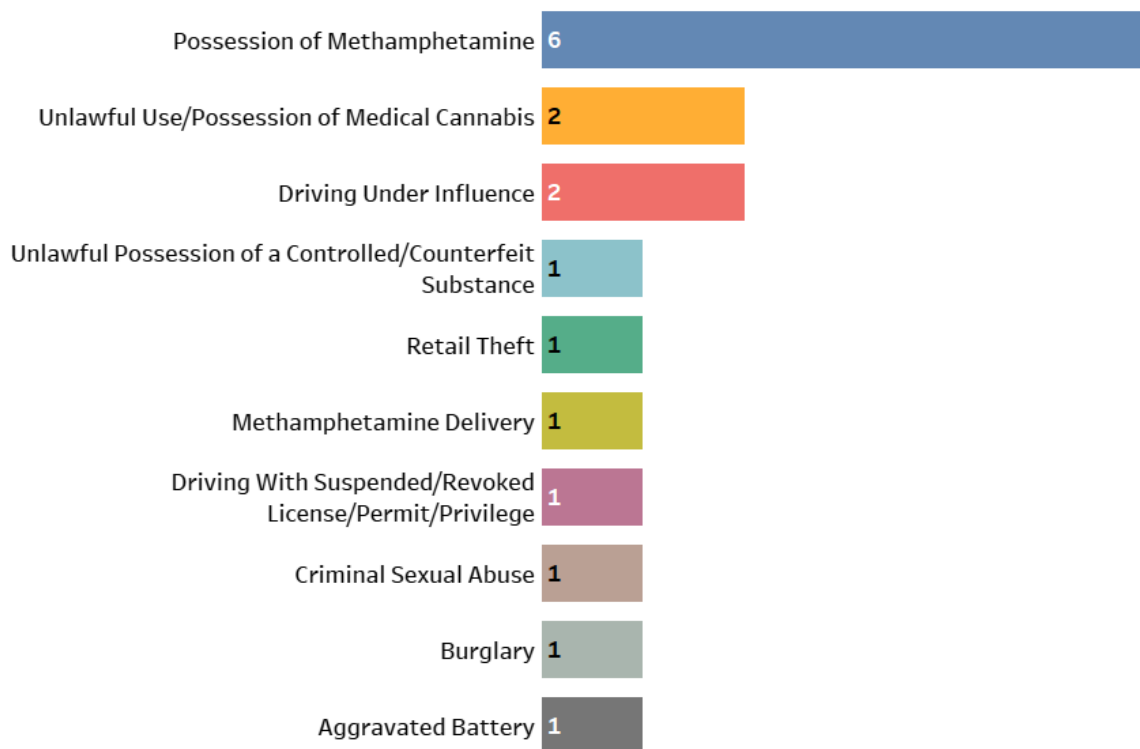
Review Process

Pittsfield Police Department's Chief of Police frequently reviews body worn camera footage at random to monitor the progress of new officers, after a complaint is made against an officer, and during other criminal investigations.

Incidents

Between January 1, 2022, and December 31, 2022, Pittsfield Police Department reports seventeen (17) incidents leading to seventeen (17) offenses charged. Below is a snapshot of the greatest frequency of offenses charged.

Greatest Frequency Offenses



Department Overview – Quincy Police Department

Quincy Police Department employs sixty-four (64) sworn law enforcement and one (1) civilian animal control officer. Sworn personnel consists of one (1) chief, two (2) deputy chiefs, four (4) lieutenants, ten (10) sergeants, and forty-seven (47) officers. At any given time, approximately thirty-six (36) officers are assigned to the patrol division as either a patrol officer, K-9 officer or housing officer. The Quincy Police Department leases fifty-nine (59) Motorola Moto G7 body worn camera systems. Every uniformed patrol officer and patrol sergeant is issued their own body worn camera that they are responsible for maintaining. The administrative services lieutenant and the animal control officer are also issued a body worn camera. The department has five (5) cameras that are kept on hand in case an officer's issued camera is not able to be used, or an officer did not assign a body worn camera, such as a detective or lieutenant, would need to use a body worn camera for any reason.

Technical Issues

Quincy Police Department reports minor technical issues with videos not uploading or swollen batteries. These issues have been addressed by contacting the manufacturer for assistance or camera replacement. No loss of footage has been reported.

Review Process

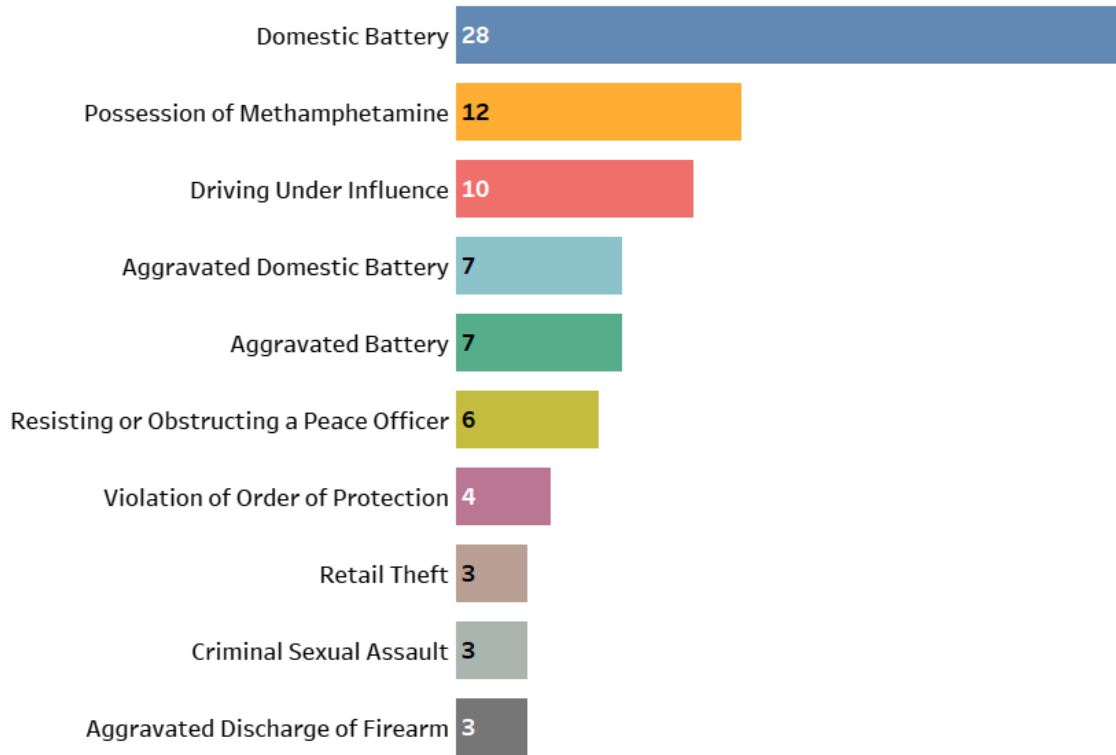
Quincy Police Department supervisors are allowed to view media specifically brought to their attention where there is a citizen complaint, a review of tactics, an ongoing investigation, reported technical issues, for report writing purposes, reported or suspected misconduct, reported or suspected policy/procedure violations, internal affairs investigations, etc. Supervisors are prohibited from reviewing body worn camera footage randomly for the sole purpose of locating infractions of policy/procedure to take disciplinary action against an officer.

Incidents

Between January 1, 2022, and December 31, 2022, Quincy Police Department reports one hundred fourteen (114) incidents leading to one hundred fourteen (114) offenses charged. On the following page is a snapshot of the greatest frequency of offenses charged.

Department Overview – Quincy Police Department, Continued

Greatest Frequency Offenses



Department Overview – Rock Island County Sheriff’s Office

Rock Island County Sheriff’s Office consists of sixty-five (65) sworn deputies who utilize sixty-seven (67) body worn cameras. Two (2) extra cameras are used as spares in the event of a camera malfunction.

Technical Issues

Rock Island County Sheriff’s Office reports two (2) technical issues: a camera that showed an internal error and a camera with distorted audio. Both cameras were replaced with spare cameras and the inoperable cameras were sent to the vendor for repair.

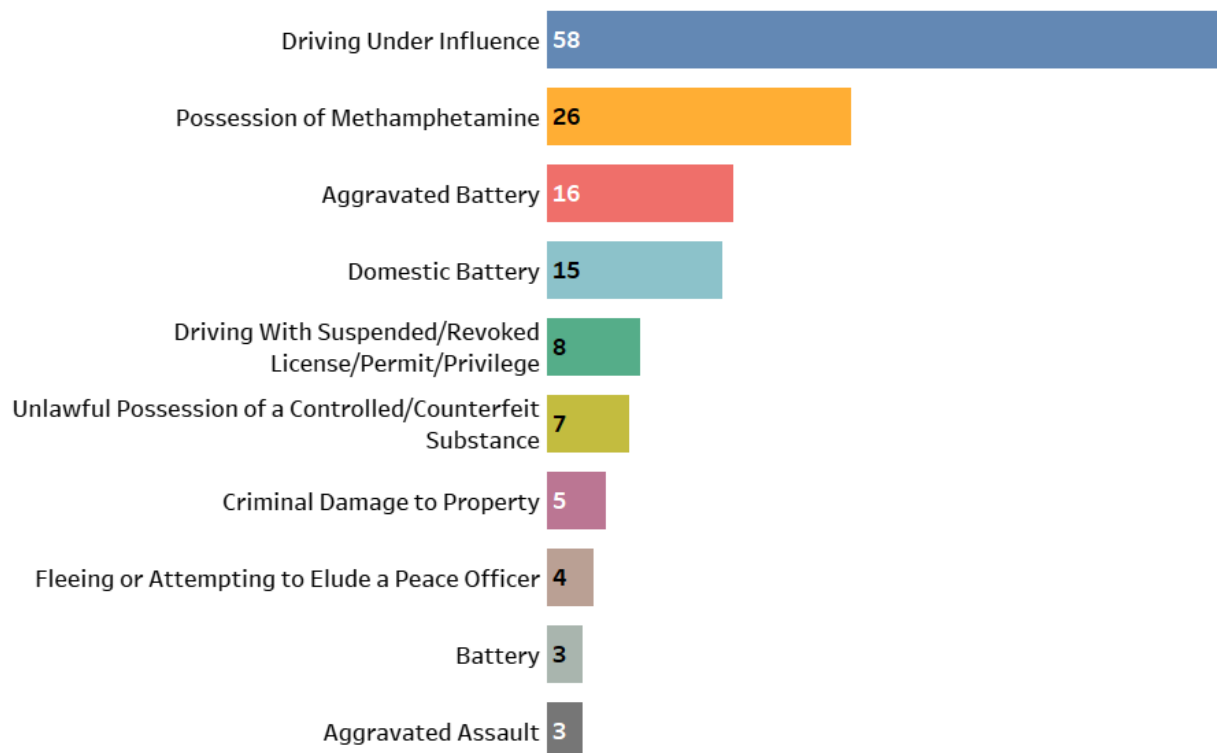
Review Process

Rock Island County Sheriff’s Office supervisors randomly review body worn camera footage of deputies on their shift, as well as anytime there is a use of force incident, squad car accident, pursuit, or an internal/external complaint.

Incidents

Between January 1, 2022, and December 31, 2022, Rock Island County Sheriff’s Office reports one hundred sixty-seven (167) incidents leading to one hundred sixty-seven (167) offenses charged. Below is a snapshot of the greatest frequency of offenses charged.

Greatest Frequency Offenses



Department Overview – Rock Island Police Department

Rock Island Police Department consists of one hundred eight (108) employees, with eighty-one (81) sworn positions and twenty-seven (27) civilian positions. The department has seventy-five (75) Axon Body III cameras in use, with fifty-two (52) being used by members assigned to the patrol division, three (3) used by the administrative division, six (6) used by technical services division, and fourteen (14) used by the criminal investigations division. In addition, seventeen (17) Axon Flex II are used by the emergency response team. The department began their body worn camera program in April 2017.

Technical Issues

Rock Island Police Department reports one (1) technical issue with a camera failing to charge that was fixed by the manufacturer and placed back into service.

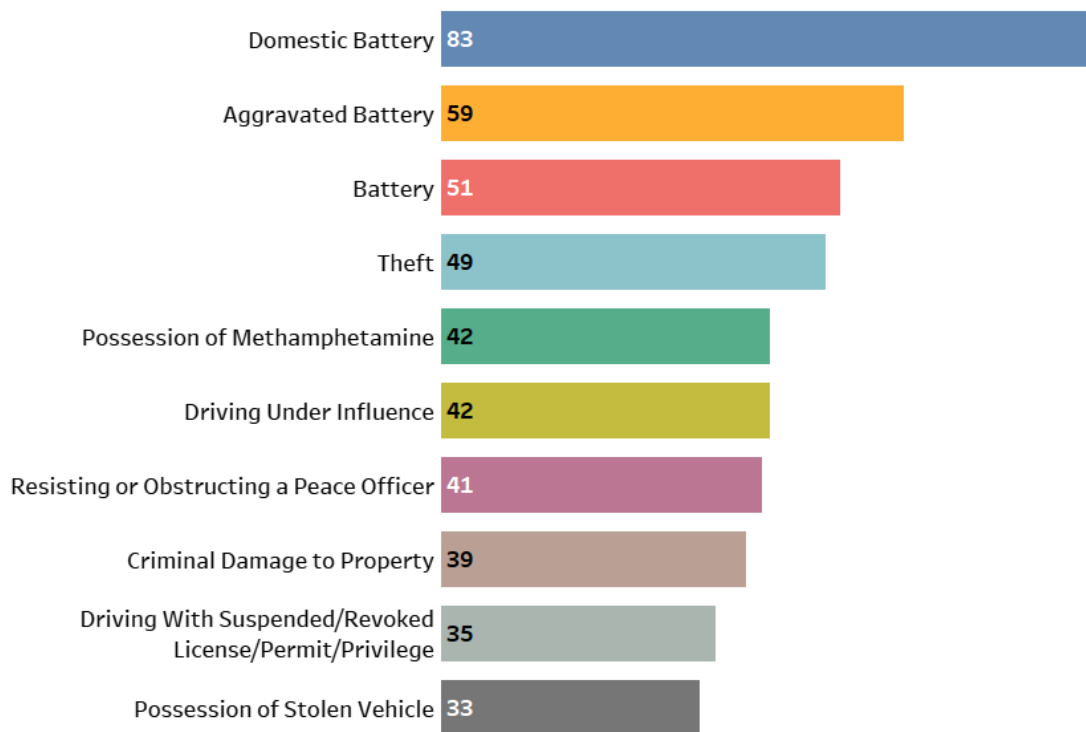
Review Process

Rock Island Police Department supervisors review body worn camera videos when conducting investigations into use of force incidents, squad car accidents, pursuits, external or internal complaints, or for any other supervisory oversight function.

Incidents

Between January 1, 2022, and December 31, 2022, Rock Island Police Department reports five hundred ninety-eight (598) incidents leading to one thousand thirty-two (1,032) offenses charged. Below is a snapshot of the greatest frequency of offenses charged.

Greatest Frequency Offenses



Department Overview – Rockford Police Department

Rockford Police Department consists of two hundred seventy (270) sworn officers who utilize three hundred twenty (320) Axon Body 3 cameras. The department issues body worn cameras to every sworn officer of the department for use.

Technical Issues

Rockford Police Department reports sixteen (16) body worn camera hardware failures. These devices were returned to Axon for repair and officers were issued replacement body worn cameras from the inventory.

Review Process

Rockford Police Department Patrol Sergeant shall review two (2) body worn camera recordings per month from each officer under their direct supervision, with the purpose of assessing officer performance, identifying material that may be appropriate for training, etc. Lieutenants also conduct one (1) body worn camera digital recording review per month from patrol sergeant under their direct supervision.

Incidents

Rockford Police Department's report does not include incidents data.

Department Overview – Roselle Police Department

Roselle Police Department consists of thirty-two (32) sworn officers, including one (1) chief, two (2) deputy chiefs, four (4) sergeants, twenty (20) patrol officers, two (2) detectives, and two (2) school resource officers, as well as four (4) community service officers, who utilize body worn cameras.

Technical Issues

Roselle Police Department reports minor issues with Bluetooth connectivity requiring IT intervention or rebooting. Minor issues with cameras not connecting were remedied by department's IT unit or were repaired/replaced by Axon. No video footage was lost due to the issues noted.

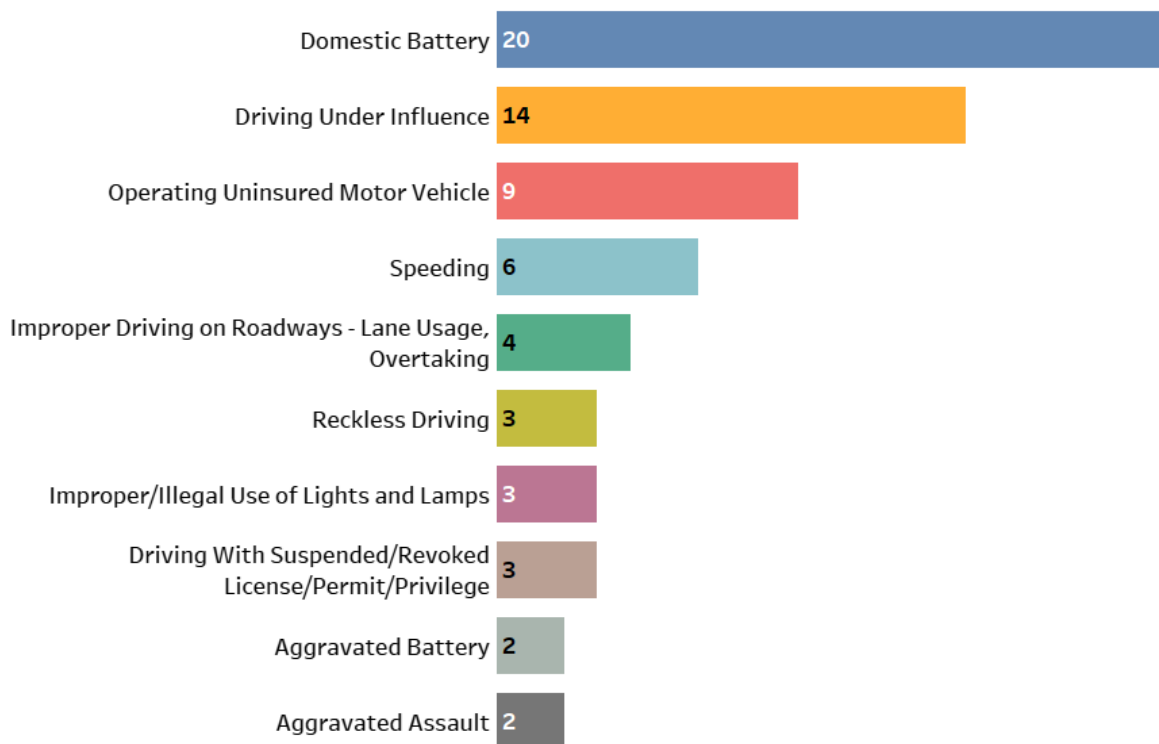
Review Process

Roselle Police Department supervisors review footage to ensure officers utilize body worn cameras in accordance with policy and training. Supervisors randomly review at least two (2) body worn camera recordings per subordinate and document their review, which is forwarded to the body worn camera program administrator. Areas where additional guidance or training is required are identified after reviewing camera footage. Supervisors do not review recordings to search for violations of policy or law not related to a specific complaint or incident.

Incidents

Between January 1, 2022, and December 31, 2022, Roselle Police Department reports forty-one (41) incidents leading to ninety-nine (99) offenses charged. Below is a snapshot of the greatest frequency of offenses charged.

Greatest Frequency Offenses



Department Overview – Round Lake Beach Police Department

Round Lake Beach Police Department consists of forty (40) sworn officers who utilize twenty-eight (28) body worn cameras.

Technical Issues

Round Lake Beach Police Department reports seven (7) issues with the body worn cameras consisting of powering up issues, error 37 code, and/or a defective screen. Malfunctioning cameras were replaced by Motorola.

Review Process

Round Lake Beach Police Department commanders and deputy chiefs may review footage at any time; review is required by the commander and deputy chief of operations for use of force incidents reported by the shift supervisor.

Incidents

Round Lake Beach Police Department's report does not include incidents data.

Department Overview – Rushville Police Department

Rushville Police Department consists of five (5) full-time officers and five (5) part-time officers who utilize eight (8) body worn cameras. Each full-time officer has a camera assigned to them, and when a part-time officer works, they utilize the two (2) cameras reserved for them.

Technical Issues

Rushville Police Department reports zero (0) technical issues.

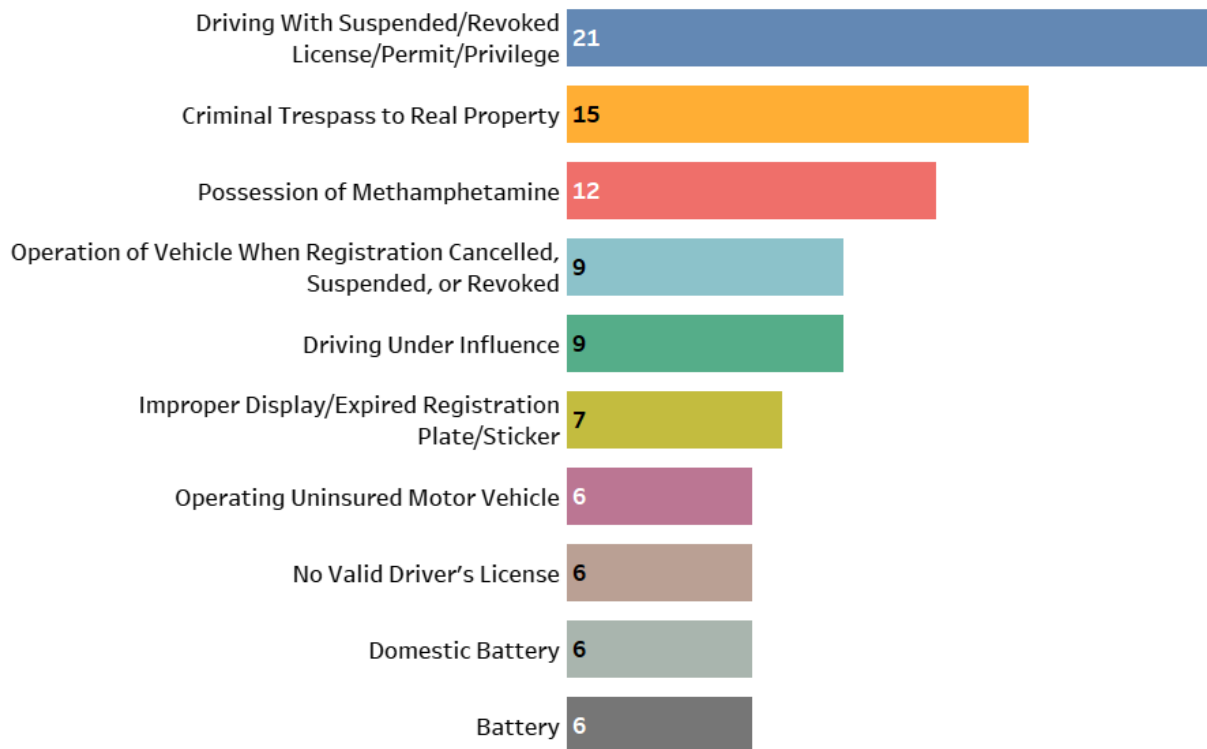
Review Process

Rushville Police Department's Chief reviews body worn camera footage on each arrest and periodically (weekly) spot checks a recording for each officer.

Incidents

Between January 1, 2022, and December 31, 2022, Rushville Police Department reports one hundred nineteen (119) incidents leading to one hundred sixty-eight (168) offenses charged. Below is a snapshot of the greatest frequency of offenses charged.

Greatest Frequency Offenses



Department Overview – Sangamon County Sheriff's Office

Sangamon County Sheriff's Office consists of seventy-two (72) sworn deputies, seventy-two sworn correctional officers, thirteen (13) sworn court security officers, and eleven (11) auxiliary deputies. There are one hundred forty-four (144) body worn cameras utilized by sworn deputies and sworn correctional officers.

Technical Issues

Sangamon County Sheriff's Office experienced minor technical issues that were resolved in-house or through the Axon help desk.

Review Process

Sangamon County Sheriff's Office supervisors review two (2) recorded videos monthly for each officer under them. The videos are randomly selected based upon parameters set by the administration. Videos are also reviewed if citizen complaints are made. Minor policy violations observed while conducting the monthly reviews may be dealt with by the reviewing supervisor. Citizen complaints and major violations of policy are referred to the chief deputy.

Incidents

Between January 1, 2022, and December 31, 2022, Sangamon County Sheriff's Office reports zero (0) incidents.

Department Overview – Spring Grove Police Department

Spring Grove Police Department utilizes ten (10) body worn cameras for full-time and part-time officers. Full-time officers have their own cameras, while part-time officers share cameras.

Technical Issues

Spring Grove Police Department reports issues with the body worn camera(s) not powering on and recording. Replacing defective cameras or downloading new firmware resolved the issues.

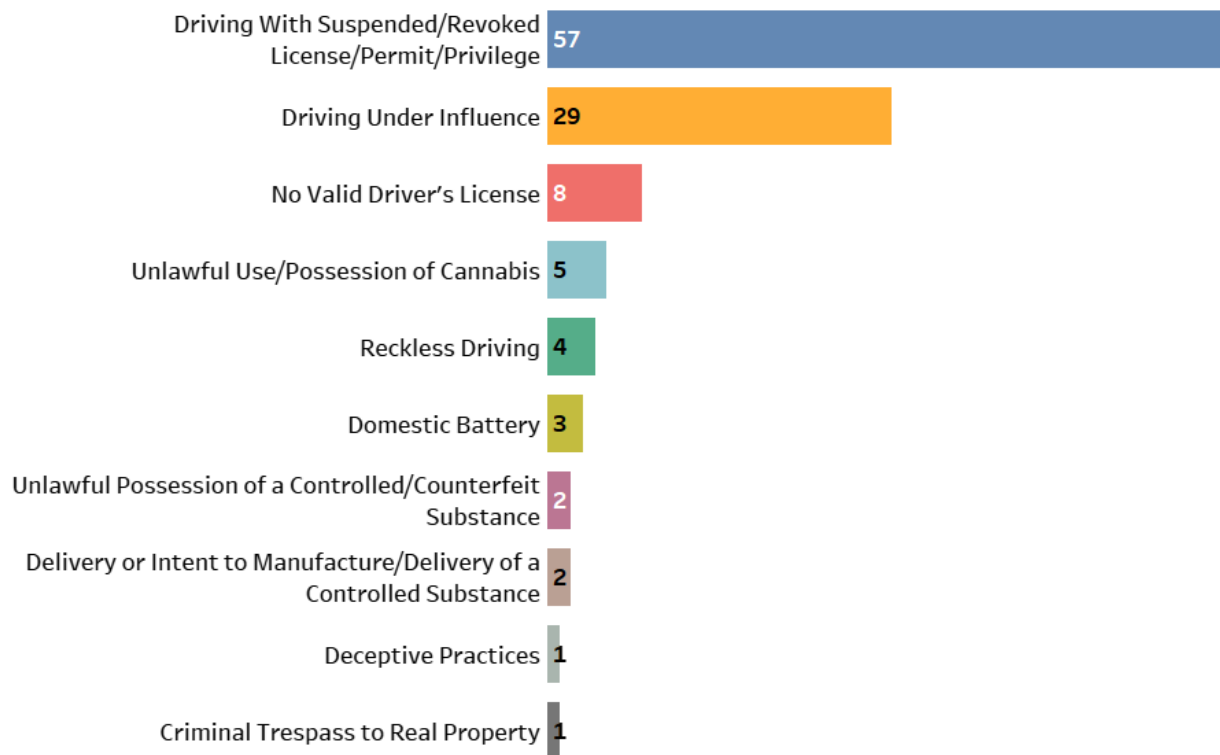
Review Process

Spring Grove Police Department supervisors randomly review body worn camera footage monthly to ensure equipment operates, to ensure officers use devices in accordance with policy, and to identify areas for training.

Incidents

Between January 1, 2022, and December 31, 2022, Spring Grove Police Department reports one hundred thirteen (113) incidents leading to one hundred nineteen (119) offenses charged. Below is a snapshot of the greatest frequency of offenses charged.

Greatest Frequency Offenses



Department Overview – Springfield Police Department

Springfield Police Department consists of two hundred twenty-nine (229) sworn officers who utilize two-hundred twenty-eight (228) Axon Body worn cameras. The majority of the cameras are assigned to the operations (street) division, with several of those cameras being assigned to the Criminal Investigations Division’s (CID) Street Crimes Unit and administration. Not all cameras are always assigned due to normal and expected fluctuations of assignments and manpower issues.

Technical Issues

Springfield Police Department reports a total of sixty (60) issues related to cameras being knocked off the wearer during struggles, and battery depletion. The issues were addressed by a change in mounting systems, new units with new batteries, and providing power cables.

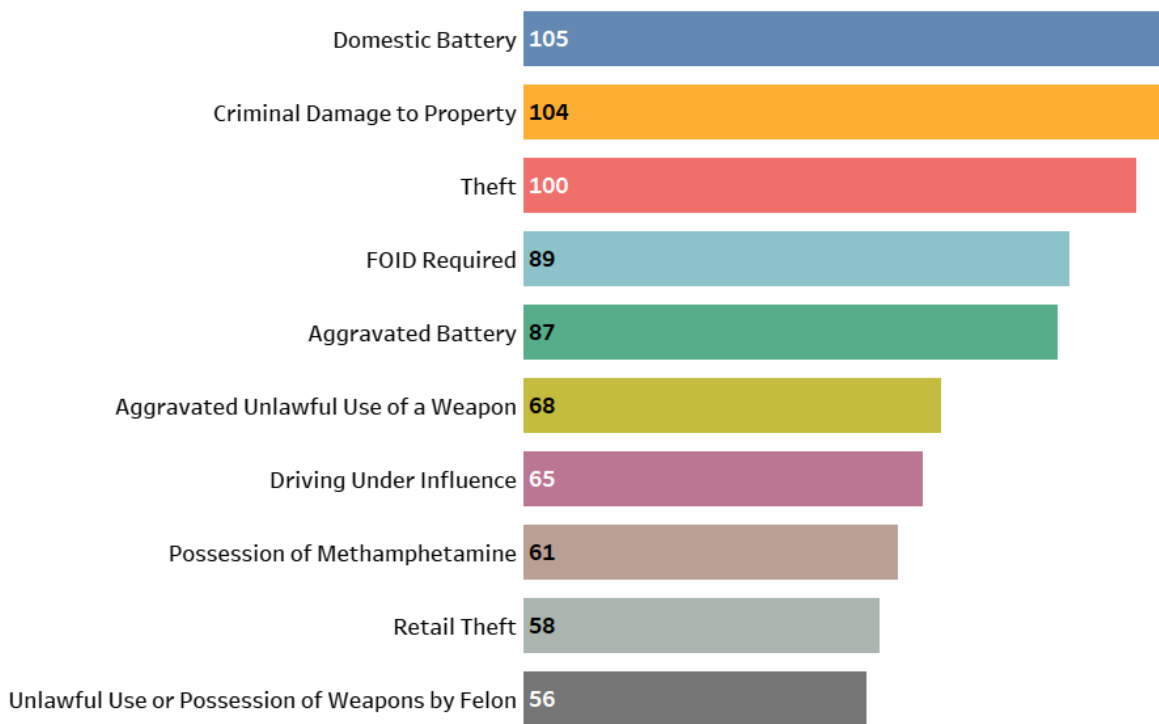
Review Process

Springfield Police Department supervisors review at least four (4) random videos each month for every officer issued a camera by their platoon/section supervisor. This is accomplished by a random assignment of videos to the supervisors by the software. All use of force incidents that involve more than simple handcuffing or prisoner escort are also reviewed by a supervisor when applicable.

Incidents

Between January 1, 2022, and December 31, 2022, Springfield Police Department reports nine hundred sixty-six (966) incidents leading to one thousand six hundred eighteen (1,618) offenses charged. Below is a snapshot of the greatest frequency of offenses charged.

Greatest Frequency Offenses



Department Overview – Swansea Police Department

Swansea Police Department’s report does not include department information. The department utilizes twenty-four (24) body worn cameras.

Technical Issues

Swansea Police Department reports zero (0) technical issues.


Review Process

Swansea Police Department supervisors conduct random monthly reviews of body worn camera footage of officers. Supervisors and the deputy chief review footage in cases of use of force or a civilian complaint.

Incidents

Between January 1, 2022, and December 31, 2022, Swansea Police Department reports eleven (11) incidents resulting in eleven (11) offenses charged. Below is a snapshot of the greatest frequency of offenses charged.

Greatest Frequency Offenses



Department Overview – Sycamore Police Department

Sycamore Police Department consists of thirty-one (31) officers who utilize twenty-two (22) WatchGuard Vista Wi-Fi cameras.

Technical Issues

Sycamore Police Department reports five (5) technical issues consisting of camera footage not downloading, battery issues, camera button not working, and/or video not exporting from evidence library. Issues are expected to be resolved through ordering additional quick connect car chargers and two (2) camera replacement requests.

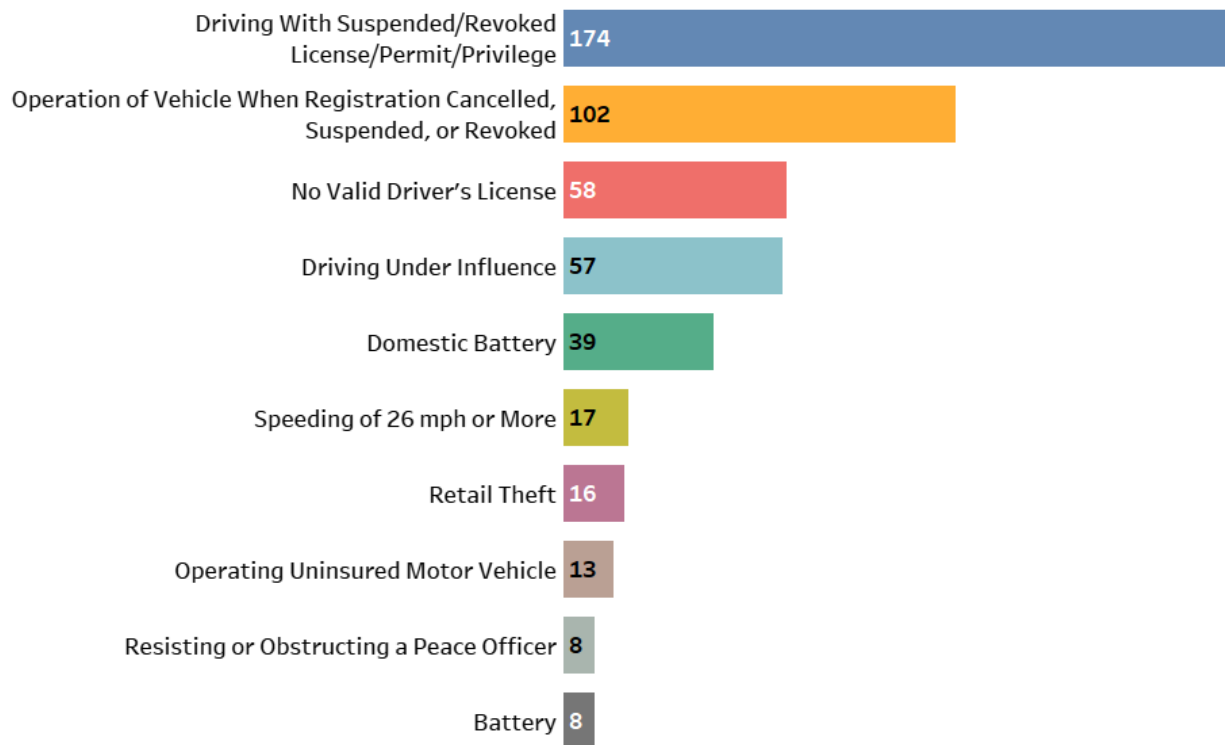
Review Process

Sycamore Police Department supervisors review samplings of body worn camera recordings not less than once every thirty (30) days. The purpose of this review is to ensure that equipment is operating properly and that officers are using the cameras appropriately and in accordance with policy and training. Additionally, when a supervisor becomes aware that recorded footage pertains to a critical incident, the supervisor reviews only those recordings necessary and relevant to their investigative scope.

Incidents

Between January 1, 2022, and December 31, 2022, Sycamore Police Department reports four hundred seventy-four (474) incidents resulting in six hundred six (606) offenses charged. Below is a snapshot of the greatest frequency of offenses charged.

Greatest Frequency Offenses



Department Overview – Taylorville Police Department

Taylorville Police Department's report does not provide department information. The department utilizes sixteen (16) body worn cameras.

Technical Issues

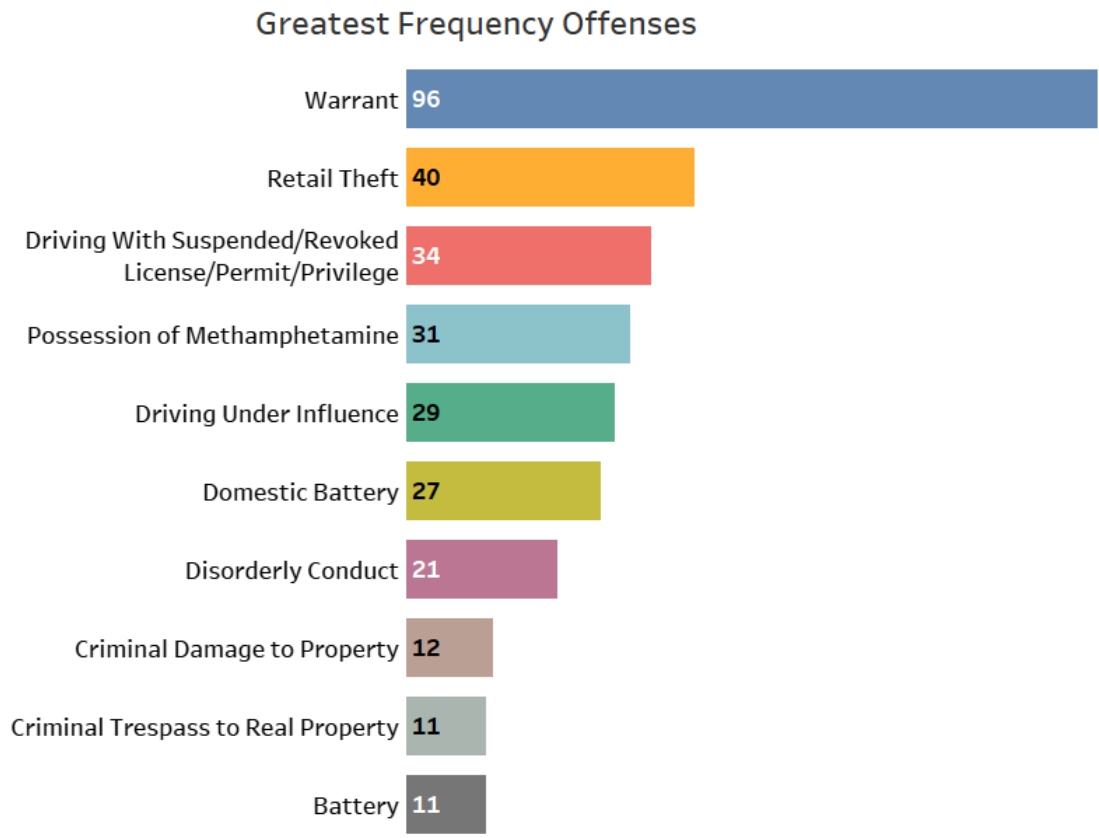
Taylorville Police Department reports major technical issues with batteries and cameras holding a charge, with at least three (3) body worn cameras currently inoperable for unspecified reasons.

Review Process

Taylorville Police Department's report does not include a formal review process.

Incidents

Between January 1, 2022, and December 31, 2022, Taylorville Police Department reports three hundred ninety-seven (397) incidents leading to three hundred ninety-seven (397) offenses charged. Below is a snapshot of the greatest frequency of offenses charged.



Department Overview – Tolono Police Department

Tolono Police Department consists of four (4) full-time officers and two (2) part-time officers who utilize eight (8) body worn cameras.

Technical Issues

Tolono Police Department reports zero (0) technical issues.

Review Process

Tolono Police Department's Chief and Deputy Chief review recordings to ensure cameras operate, ensure officers appropriately use devices, and to identify areas for training or guidance. Officers are expected to follow body worn camera usage set forth by 50 ILCS 706/10 and Tolono Police Department policy.

Incidents

Between January 1, 2022, and December 31, 2022, Tolono Police Department reports five (5) incidents leading to five (5) offenses charged.

Department Overview – Union County Sheriff’s Office

Union County Sheriff’s Office utilizes eight (8) cameras by seven (7) full-time deputies and one (1) part-time deputy. The report does not provide any further department information.

Technical Issues

Union County Sheriff’s Office reports batteries not charging, downloading issues, and cameras starting/stopping during use.

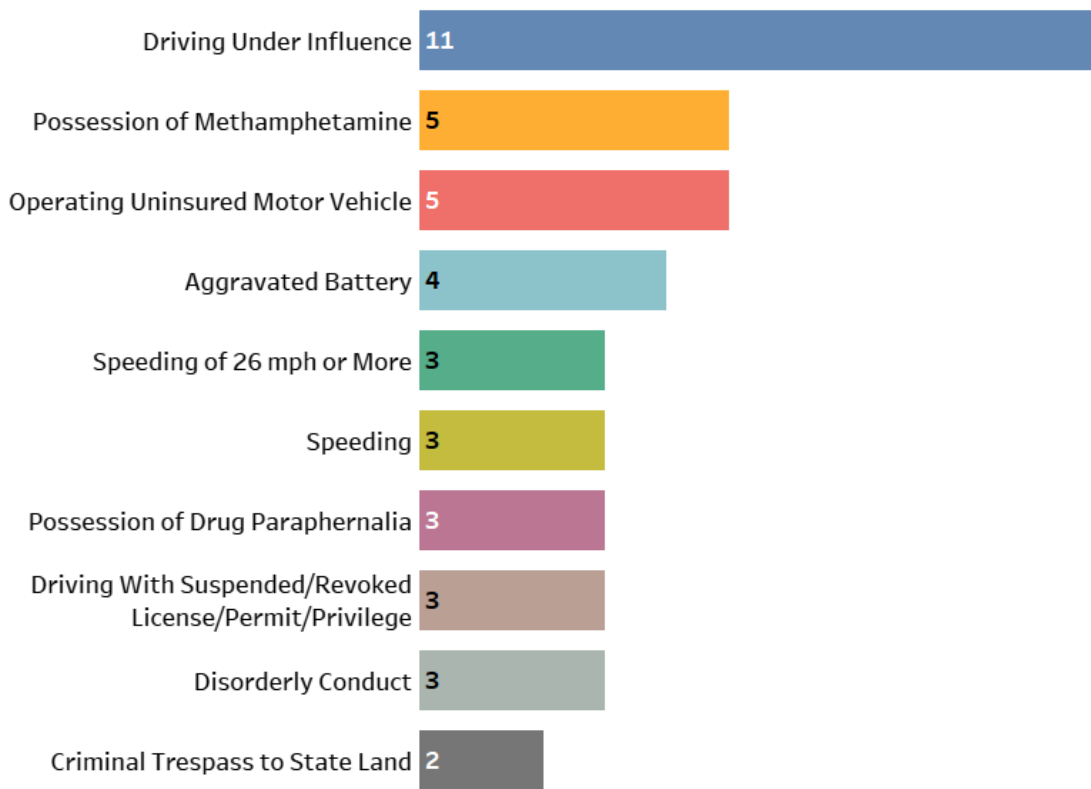
Review Process

Union County Sheriff’s Office supervisors review camera footage and document the date, time, and reason for review at least once every six (6) months.

Incidents

Between January 1, 2022, and December 31, 2022, Union County Sheriff’s Office reports twenty-seven (27) incidents leading to eighty-one (81) offenses charged. Below is a snapshot of the greatest frequency of offenses charged.

Greatest Frequency Offenses



Department Overview – University of Chicago Police Department

University of Chicago Police Department consists of one hundred six (106) sworn officers, with eighty-five (85) of those officers utilizing body worn cameras. University of Chicago Police Department has a total of one hundred twelve (112) cameras, including those individually issued to sworn personnel. All patrol personnel below the rank of commander are issued a body worn camera.

Technical Issues

University of Chicago Police Department reports zero (0) technical issues.

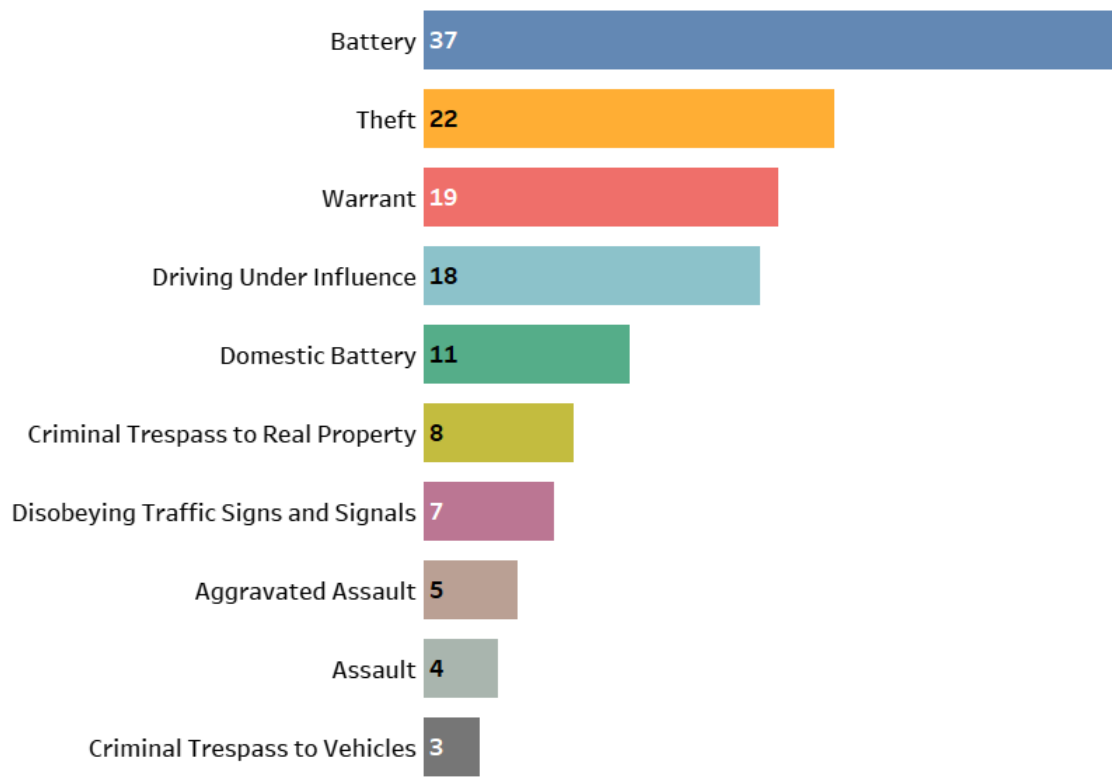
Review Process

University of Chicago Police Department's Professional Standards Commander randomly reviews and documents at least three (3) body worn camera recordings per month for a quarterly review and forwards the information via the chain of command. Supervisors are encouraged to review their officer's recordings.

Incidents

Between January 1, 2022, and December 31, 2022, the University of Chicago Police Department reports one hundred forty-eight (148) incidents leading to one hundred fifty-four (154) offenses charged. Below is a snapshot of the greatest frequency of offenses charged.

Greatest Frequency Offenses



Department Overview – University of Illinois at Chicago Police Department

University of Illinois at Chicago Police Department consists of one hundred thirty (130) employees; seventy-one (71) sworn police officers and fifty-nine (59) non-sworn security, dispatch, and administrative staff. The department has seventy-nine (79) body worn cameras, utilized by sixty-seven (67) sworn officers.

Technical Issues

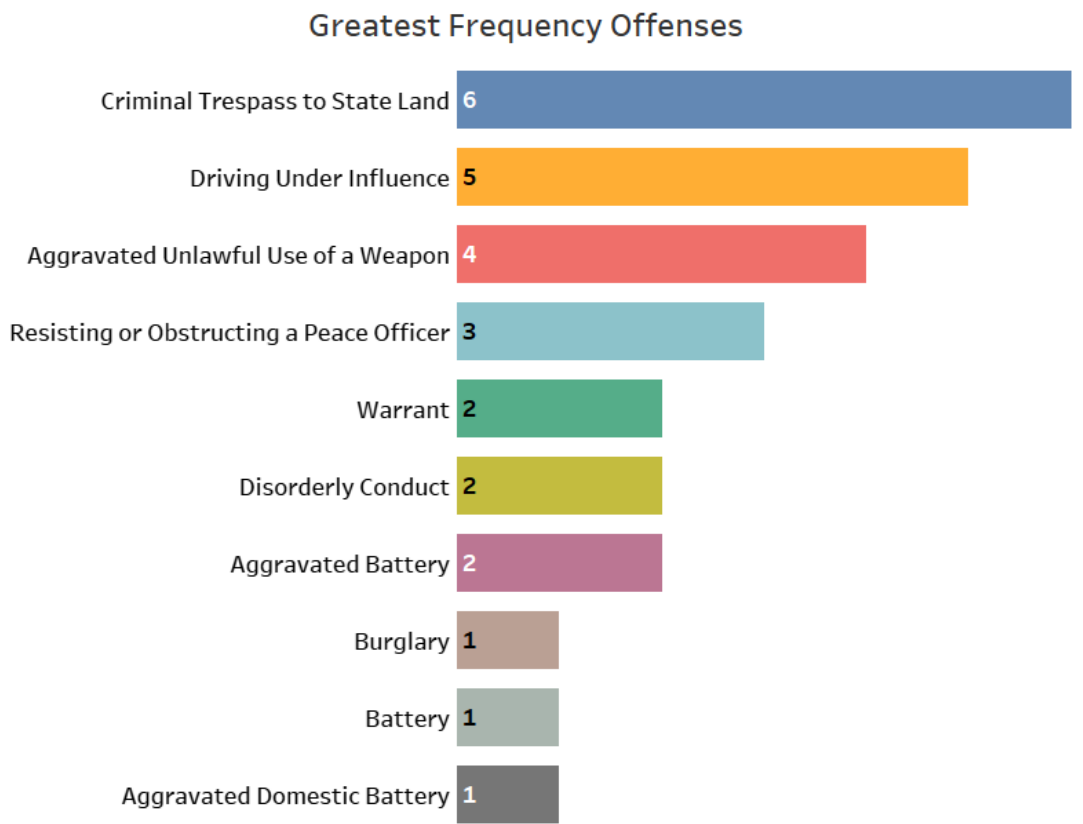
University of Illinois at Chicago Police Department reports nine (9) technical issues consisting of charging issues, swollen battery, and camera not powering on. Issues were resolved by returning to manufacturer for repair or replacement.

Review Process

University of Illinois at Chicago Police Department supervisors may review any mandatory flagged video. This review will be documented in the narrative of the appropriate departmental memo. The recording officer and his or her supervisor may access and review recordings prior to completing incident reports or other documentation, provided that the officer or his/her supervisor discloses that fact in the report or documentation.

Incidents

Between January 1, 2022, and December 31, 2022, University of Illinois at Chicago Police Department reports twenty-four (24) incidents leading to forty-two (42) offenses charged. Below is a snapshot of the greatest frequency of offenses charged.



Department Overview – University of Illinois at Urbana Police Department

University of Illinois at Urbana Police Department currently utilizes sixty (60) WatchGuard VISTA Wi-Fi body worn cameras. University of Illinois at Urbana Police Department's report does not include department information.

Technical Issues

University of Illinois at Urbana Police Department reports minor technical issues with batteries and software not updating. Issues were resolved by officers utilizing spare cameras until replacement cameras arrived.

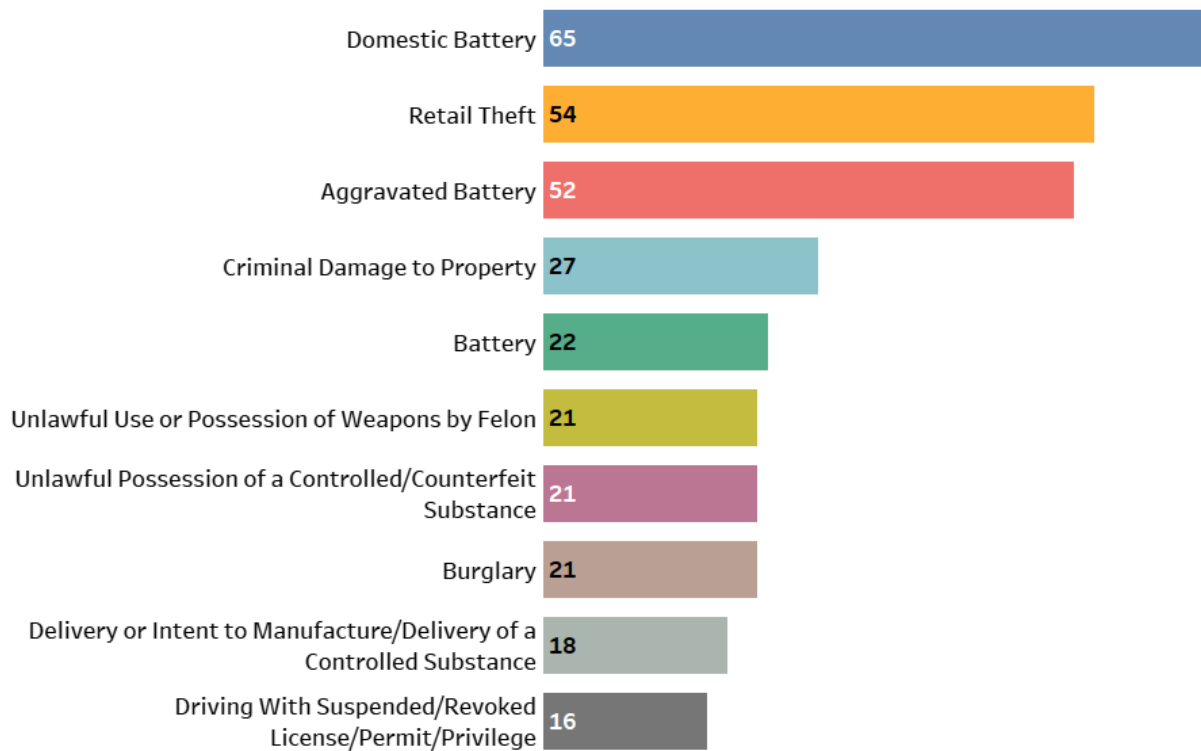
Review Process

University of Illinois at Urbana Police Department review process consists of an officer's monitoring sergeant reviewing at least one (1) randomly selected file a month. Command staff and sergeants may periodically review records to ensure officer compliance to policy, identify training needs, recognize exemplary officer performance, complete citizen complaint investigations, and fulfill FOIA requests.

Incidents

Between January 1, 2022, and December 31, 2022, University of Illinois at Urbana Police Department reports three hundred ninety-four (394) incidents leading to five hundred eighty-two (582) offenses charged. Below is a snapshot of the greatest frequency of offenses charged.

Greatest Frequency Offenses



Department Overview – Waukegan Police Department

Waukegan Police Department consists of one hundred fifty-two (152) officers utilizing one hundred fifty-two (152) body worn cameras.

Technical Issues

Waukegan Police Department reports minor technical issues with battery charge not lasting through the shift, which was remedied by replacing affected body worn cameras.

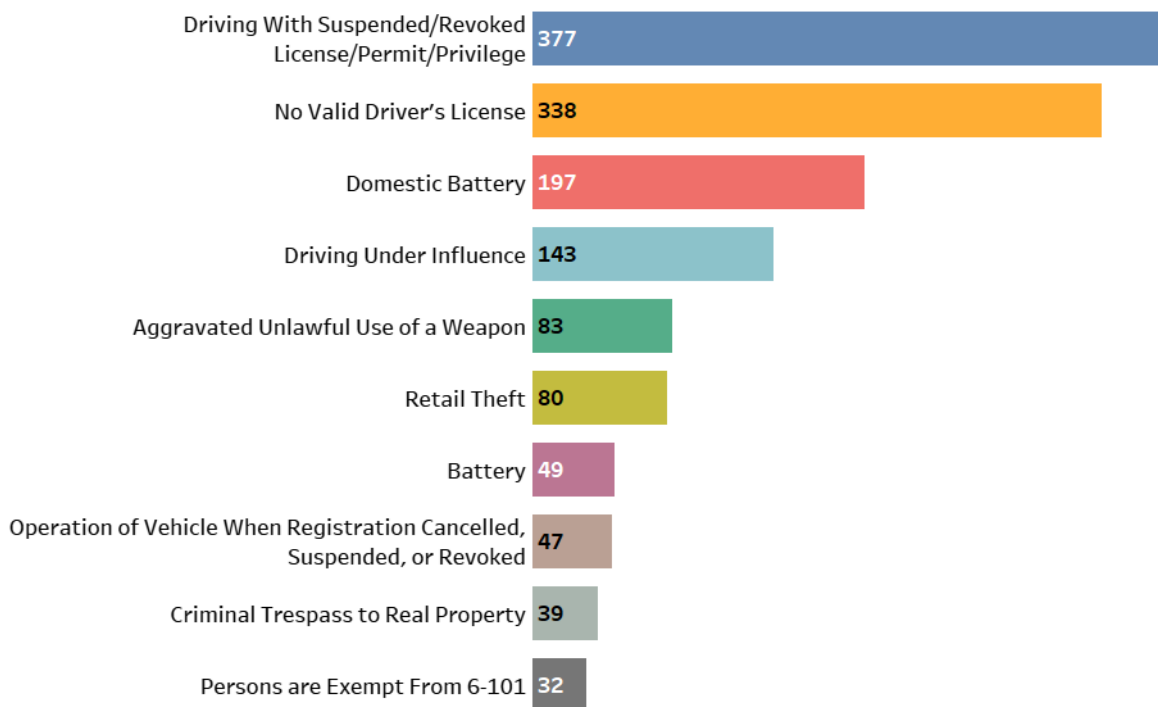
Review Process

Waukegan Police Department supervisors randomly review body worn camera footage, as well as when there are complaints, use of force applications or administrative reasons.

Incidents

Between January 1, 2022, and December 31, 2022, Waukegan Police Department reports one thousand eight hundred fourteen (1,814) incidents leading to one thousand eight hundred fifty (1,850) offenses charged. Below is a snapshot of the greatest frequency of offenses charged.

Greatest Frequency Offenses



Department Overview – Westchester Police Department

Westchester Police Department's report does not include department information.

Technical Issues

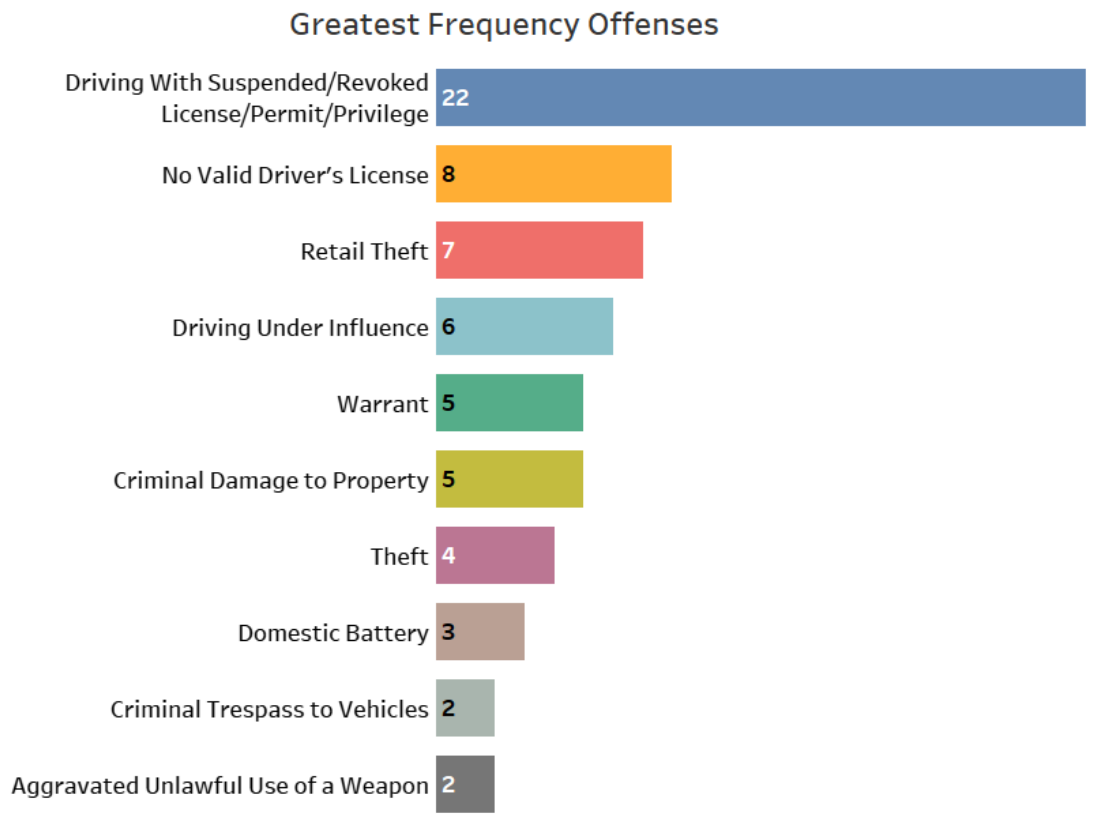
Westchester Police Department reports zero (0) technical issues.

Review Process

Westchester Police Department's report does not include a formal review process.

Incidents

Between January 1, 2022, and December 31, 2022, Westchester Police Department reports seventy-eight (78) incidents leading to seventy-eight (78) offenses charged. Below is a snapshot of the greatest frequency of offenses charged.



Department Overview – West Chicago Police Department

West Chicago Police Department consists of forty-six (46) sworn officers who all utilize body worn cameras when on the street.

Technical Issues

West Chicago Police Department reports one (1) technical issue or malfunctions with a body worn camera not holding a charge.

Review Process

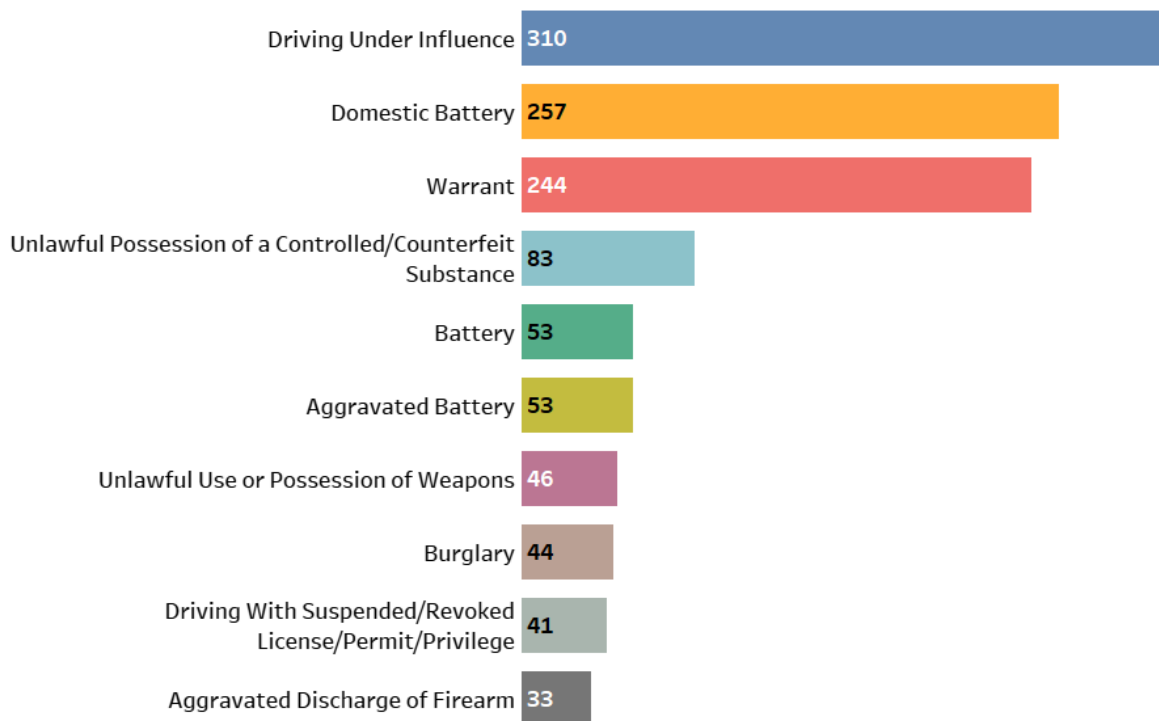
West Chicago Police Department supervisors review body worn camera footage to ensure officers correctly assign footage; officers investigate missing, lost, or damaged body worn cameras; and officers document when they review footage prior to writing an arrest report.

Shift supervisors review ten (10) random recordings a month to ensure officers use body worn cameras in compliance with West Chicago Police Department policy and procedures.

Incidents

Between January 1, 2022, and December 31, 2022, West Chicago Police Department reports one thousand four hundred forty-one (1,441) incidents leading to one thousand six hundred ten (1,610) offenses charged. Below is a snapshot of the greatest frequency of offenses charged.

Greatest Frequency Offenses



Department Overview – Westville Police Department

Westville Police Department has six (6) officers that utilize three (3) Motorola WatchGuard body worn cameras.

Technical Issues

Westville Police Department reports minor technical issues.

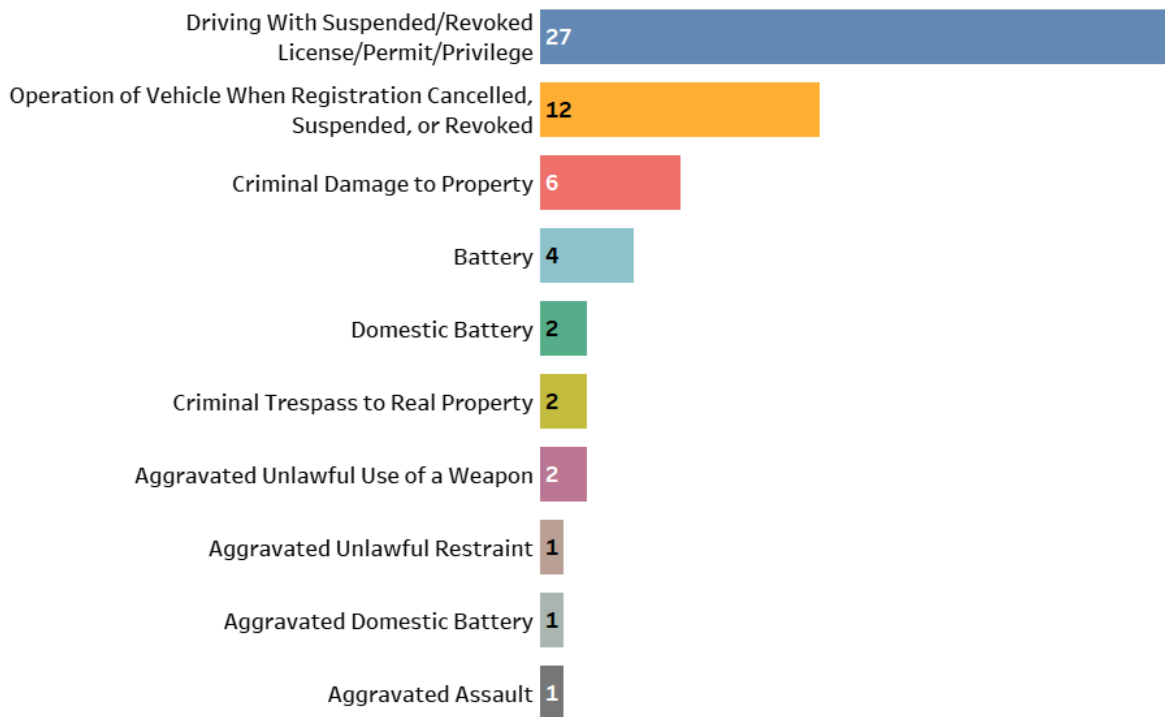
Review Process

Westville Police Department supervisors are responsible for ensuring the cameras are used in accordance with departmental policies and procedures. Supervisors are required to review camera footage if there is a complaint against an officer or when there is alleged misconduct.

Incidents

Between April 3, 2022, and December 31, 2022, Westville Police Department reports seventy-one (71) incidents leading to seventy-one (71) offenses charged. Below is a snapshot of the greatest frequency of offenses charged.

Greatest Frequency Offenses



Department Overview – Wheaton Police Department

Wheaton Police Department consists of sixty-nine (69) sworn police officers who utilize sixty-nine (69) body worn cameras.

Technical Issues

Wheaton Police Department reports zero (0) technical issues.

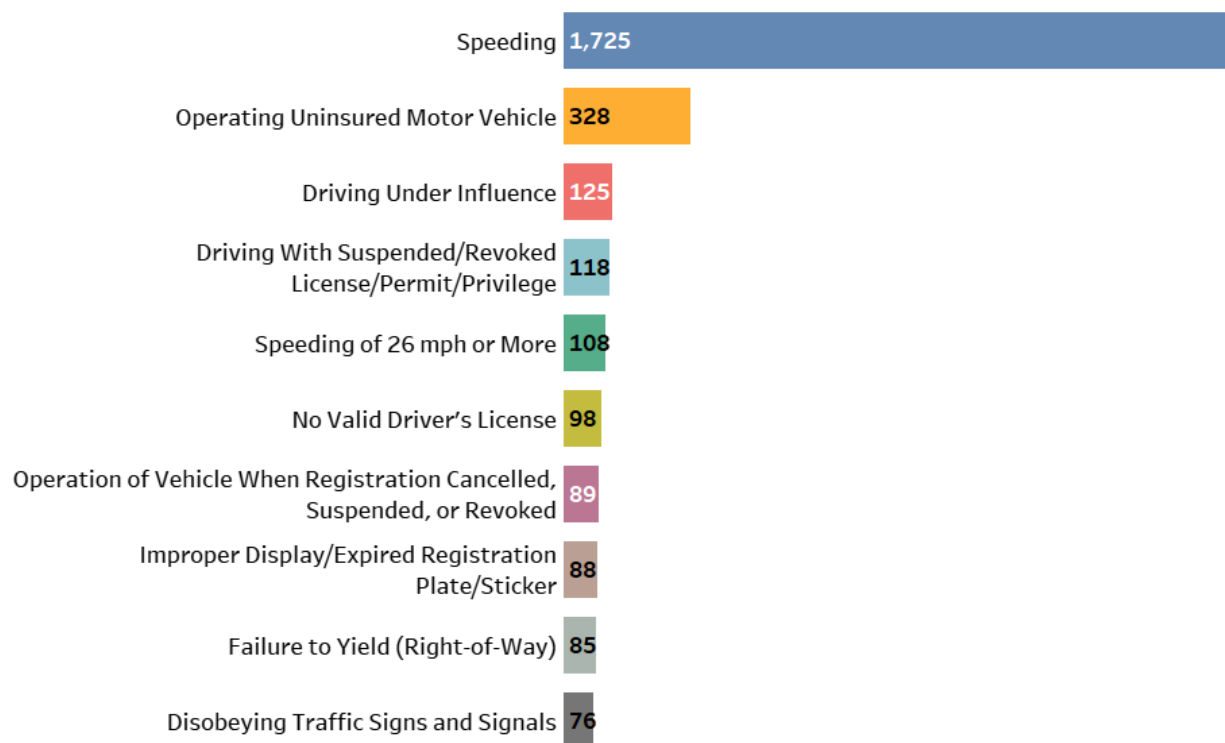
Review Process

Wheaton Police Department supervisors are authorized to review relevant body worn camera recordings at any time, to include when they are investigating alleged misconduct or reports of meritorious conduct, or whenever such recordings would be beneficial in reviewing an officer's performance. Every twenty-eight (28) day deployment period, supervisors will randomly review one (1) body worn camera recording from each officer pertaining to the supervisor's direct area of responsibility to ensure that the equipment is operating properly and that officers are using the cameras appropriately and in accordance with policy and training.

Incidents

Between January 1, 2022, and December 31, 2022, Wheaton Police Department reports two thousand seven hundred seventeen (2,717) incidents leading to three thousand four hundred forty-five (3,445) offenses charged. Below is a snapshot of the greatest frequency of offenses charged.

Greatest Frequency Offenses



Department Overview – Wheeling Police Department

Wheeling Police Department consists of fifty-eight (58) officers utilizing sixty-two (62) cameras, with four (4) serving as spares.

Technical Issues

Wheeling Police Department reports approximately two (2) body worn camera hardware malfunctions a month, which are resolved by utilizing spare cameras until replacements arrive from Motorola manufacturer.

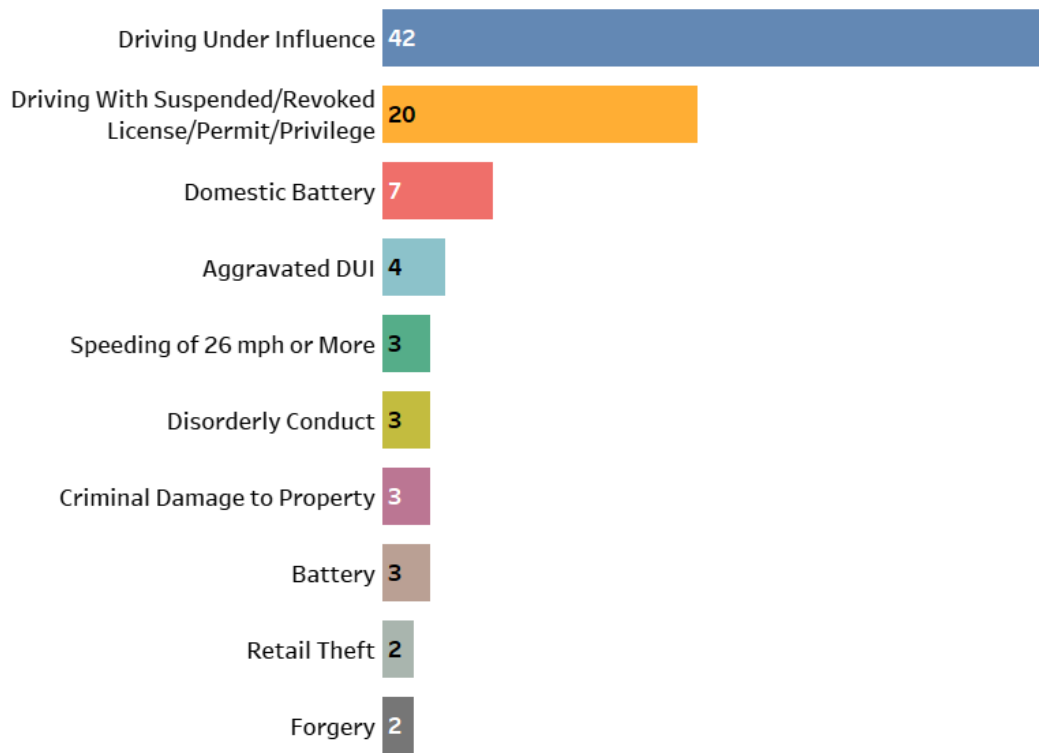
Review Process

Wheeling Police Department's report does not include a formal review process.

Incidents

Between January 1, 2022, and December 31, 2022, Wheeling Police Department reports ninety-five (95) incidents resulting in one hundred four (104) offenses charged. Below is a snapshot of the greatest frequency of offenses charged.

Greatest Frequency Offenses



Department Overview – Willowbrook Police Department

Willowbrook Police Department's report does not provide department or body worn camera information.

Technical Issues

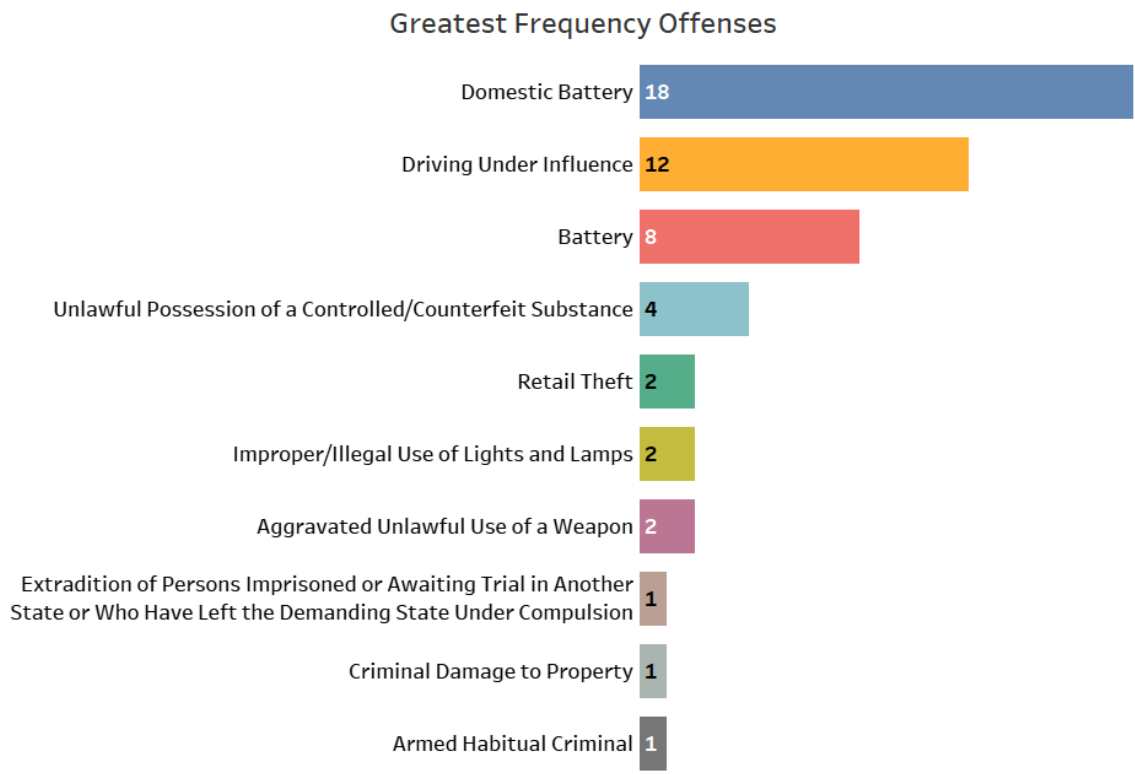
Willowbrook Police Department reports zero (0) technical issues.

Review Process

Willowbrook Police Department's report does not include a formal review process.

Incidents

Between January 1, 2022, and December 31, 2022, Willowbrook Police Department reports fifty-eight (58) incidents leading to sixty (60) offenses charged. Below is a snapshot of the greatest frequency of offenses charged.



Department Overview – Will County Sheriff’s Office

Will County Sheriff’s Office consists of the sheriff, under sheriff, chief deputy, five (5) deputy chiefs, two (2) commanders, one hundred eighty-two (182) enforcement deputies, thirty-four (34) enforcement sergeants, seventeen (17) correctional sergeants, eleven (11) enforcement lieutenants, five (5) correctional lieutenants and approximately two hundred (200) sworn correctional officers. Two hundred thirty-five (235) sworn staff members utilize an Axon Body 3 camera, and sixty (60) cameras are distributed amongst detention facility staff.

Technical Issues

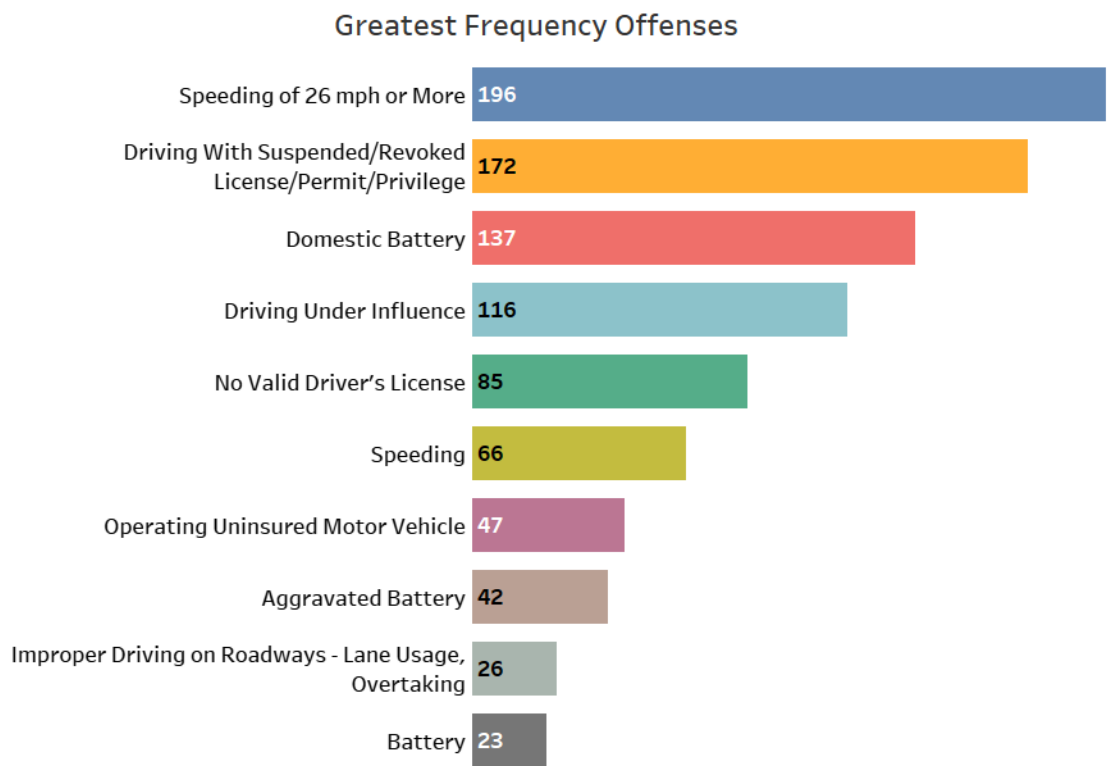
Will County Sheriff’s Office reports minor technical issues typically resolved by leaving camera in docking station for a 24-hour period. Two (2) cameras were returned and replaced by request of Axon, and one (1) additional camera was returned and replaced due to failure to power on.

Review Process

Will County Sheriff’s Office supervisors will on a bi-monthly basis randomly review video and recordings to assist in periodic assessment of deputy performance, determine whether body worn camera equipment is being fully and properly used, and to identify material that may be appropriate for training.

Incidents

Between January 1, 2022, and December 31, 2022, Will County Sheriff’s Office reports nine hundred seven (907) incidents leading to one thousand two hundred sixty-one (1,261) offenses charged. Below is a snapshot of the greatest frequency of offenses charged.



Department Overview – Winnebago County Sheriff’s Office

Winnebago County Sheriff’s Office utilizes two hundred five (205) Axon Body 3 Body Worn Cameras. A total of ninety-six (96) deputies and supervisors are currently assigned body worn cameras, and one hundred nine (109) are assigned to the corrections officers and supervisors. Additionally, members of the Uniform Services Bureau, and Administration and TAC Unit, are assigned body worn cameras.

Technical Issues

Winnebago County Sheriff’s Office reports minor technical issues that the Winnebago County IT were able to resolve.

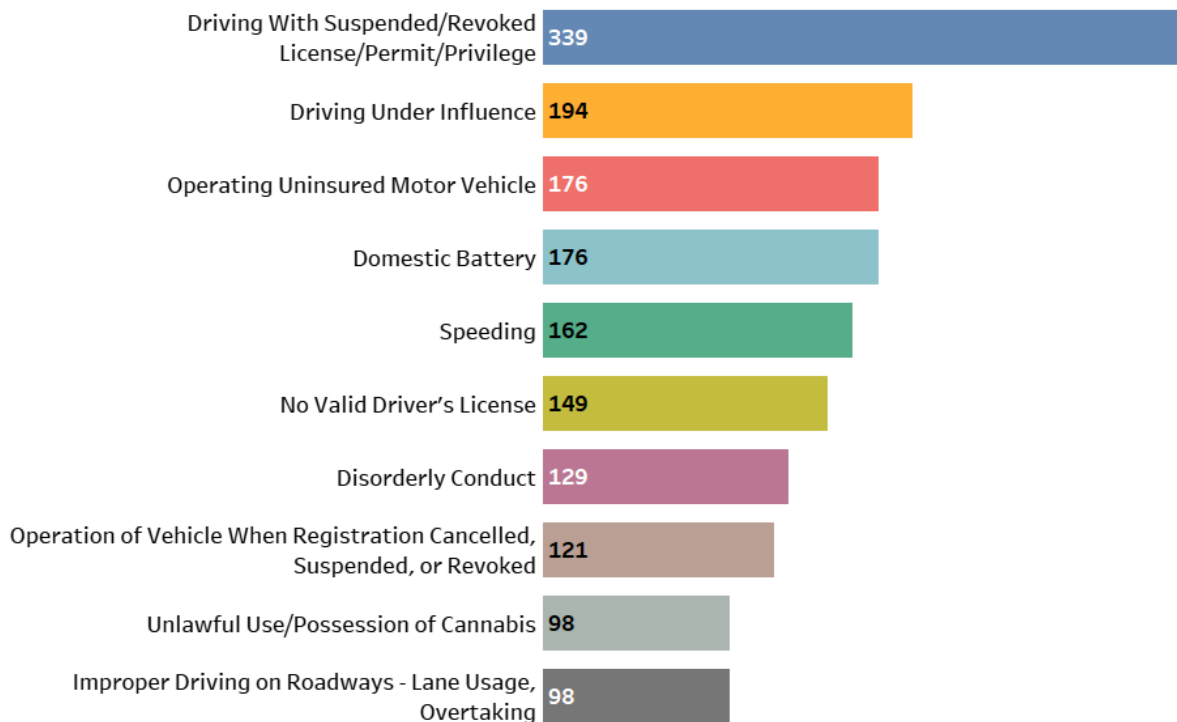
Review Process

Winnebago County Sheriff’s Office supervisors are authorized to review relevant recordings any time they are investigating alleged misconduct or reports of meritorious conduct, or whenever such recordings would be beneficial in reviewing the staff member’s performance. Supervisors may also review files when participating in an official investigation, such as a personnel complaint, administrative investigation, or criminal investigation.

Incidents

Between January 1, 2022, and December 31, 2022, Winnebago County Sheriff’s Office reports two thousand nine hundred forty-nine (2,949) incidents leading to three thousand sixty-four (3,064) offenses charged. Below is a snapshot of the greatest frequency of offenses charged.

Greatest Frequency Offenses



Department Overview – Wood Dale Police Department

Wood Dale Police Department consists of thirty-six (36) sworn officers who utilize thirty-six (36) body worn cameras.

Technical Issues

Wood Dale Police Department reports minimal technical issues with connectivity. All issues were rectified through IT Department.

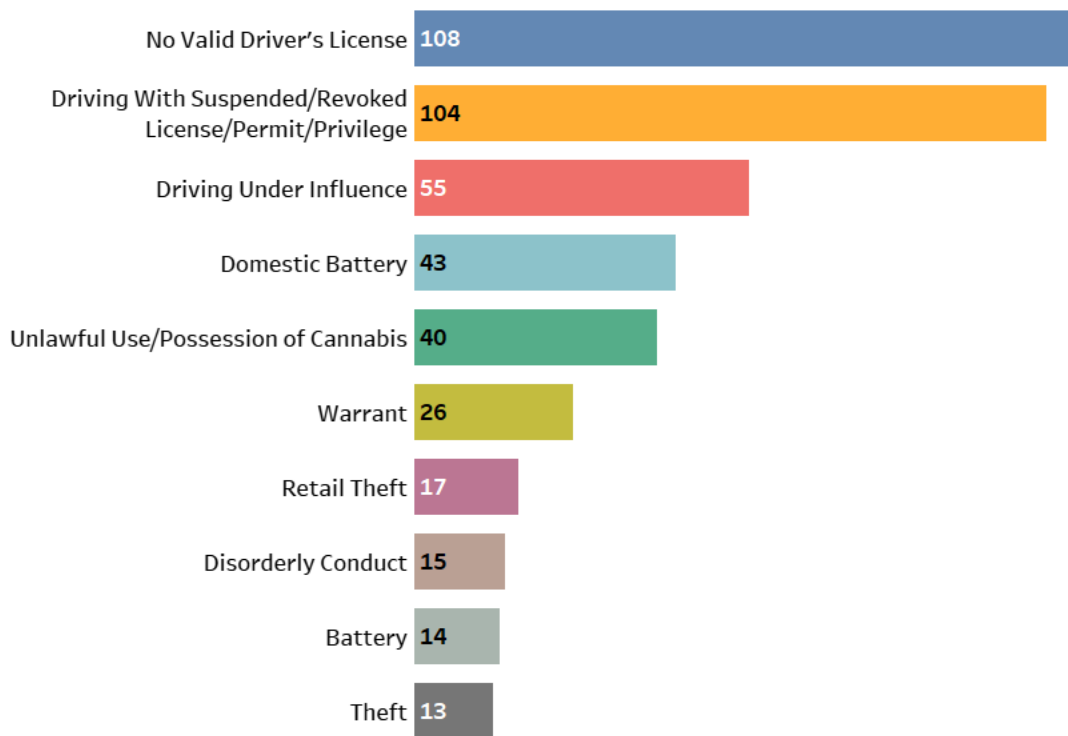
Review Process

Wood Dale Police Department supervisors review footage as needed per department policy.

Incidents

Between January 1, 2022, and December 31, 2022, the Wood Dale Police Department reports four hundred eighty-two recorded reports (482) leading to five hundred five (505) offenses charged. Below is a snapshot of the greatest frequency of offenses charged.

Greatest Frequency Offenses



Department Overview – Zion Police Department

Zion Police Department consists of fifty-five (55) officers who utilize forty-seven (47) body worn cameras.

Technical Issues

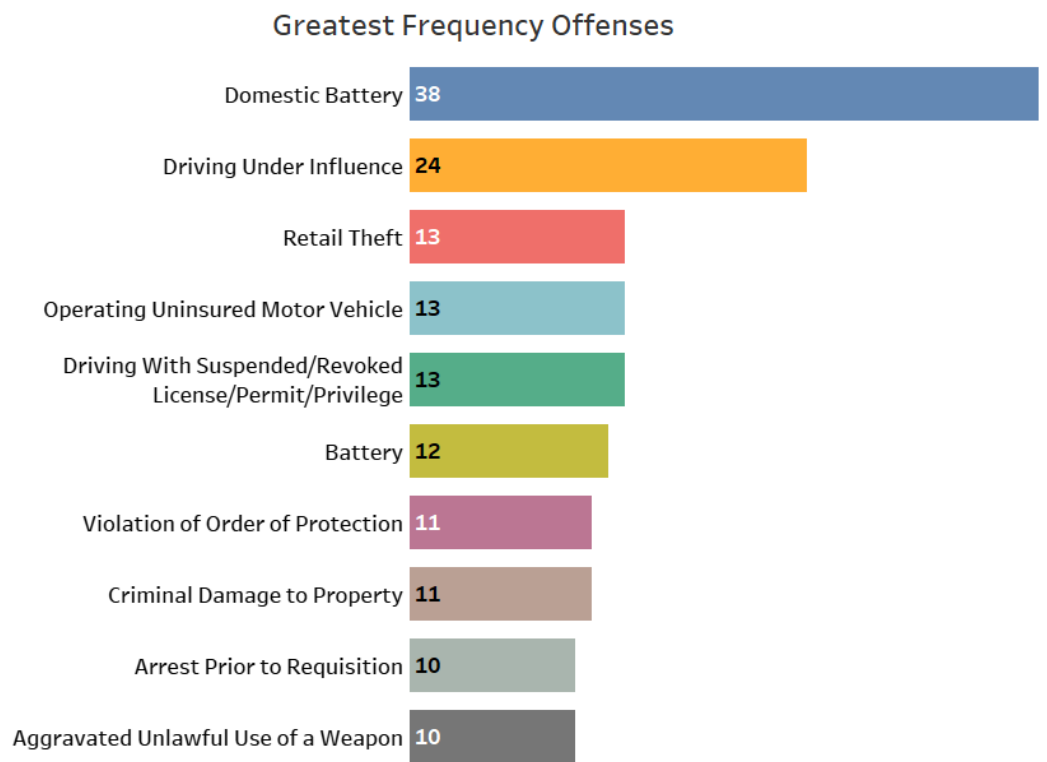
Zion Police Department reports one (1) technical issue with camera video not downloading, which was resolved by the manufacturer with no data loss.

Review Process

Zion Police Department supervisors review body worn camera footage of use of force incidents, police pursuits, and complaints against officers. Supervisors forward any violation to the chief of police. First line supervisors routinely review body worn camera footage to ensure compliance with both departmental policy and federal/state law.

Incidents

Between January 1, 2022, and December 31, 2022, Zion Police Department reports three hundred twenty-one (321) incidents leading to three hundred twenty-one (321) offenses charged. Below is a snapshot of the greatest frequency of offenses charged.





Keith Calloway, Executive Director
Illinois Law Enforcement Training and Standards Board
4500 South Sixth Street Road
Springfield, IL 62703-6617
(217)782-4540
www.ptb.illinois.gov