



Michael W. Frerichs
ILLINOIS STATE TREASURER

ANNUAL REPORT 2023





LETTER FROM ILLINOIS STATE TREASURER *Michael W. Frerichs*

Dear Illinois Residents,

In Illinois, the Treasurer is the state's Chief Investment Officer. The office invests money on behalf of taxpayers, college savers, and units of local government. The investment portfolio is \$55 billion. The investment approach is cautious to ensure the preservation of principal.

However, I strongly believe the state treasury must invest in people. That is why we provide tools so individuals can invest in themselves. These tools include savings plans for college and trade school, removing barriers to a secure retirement, helping people with disabilities save their own money for future needs, protecting residents from predatory companies, investing in neighborhoods, and making capital available to farmers and entrepreneurs.

In Illinois, Fiscal Year 2023 is from July 1, 2022 to June 30, 2023. During this past fiscal year, our office made significant strides to benefit taxpayers and residents. They include:

College Savings: The Bright Start college savings program continues to be among independent analyst Morningstar's top-rated plans. An advisor-sold plan, Bright Directions, also is available. At the end of the fiscal year, about 857,000 account holders invested approximately \$17.2 billion to pay for certain expenses at a community college, college, university, or qualifying trade school. In addition, in January 2023 we launched Illinois First Steps, a college savings starter program that provides a one-time \$50 seed deposit into the 529 college savings account of children born to or adopted by Illinois residents.

Fighting for Families: Our unclaimed property unit safeguards more than \$5 billion in cash and valuables. Examples include bank safe deposit box contents or an undelivered paycheck or utility refund. Life insurance policies also are included. A record-shattering \$1.8 billion has been returned since 2015, including \$253 million in FY 2023.

Honoring Our Veterans: Military medals also are part of unclaimed property. Our efforts to locate these service members or their heirs continue after private entities failed for more than five years. These bittersweet reunions are profoundly moving and include Purple Hearts and Service Medals from military conflicts.

Saving for Retirement: There is a retirement crisis in America – too many people have too little saved. Secure Choice is one tool to address this emergency in Illinois. This retirement savings vehicle belongs to and travels with the worker. Enrollment continued to grow this fiscal year, with more than 125,000 workers saving their own money for retirement. Total assets under management totaled approximately \$127 million.

People with a Disability: The Achieving a Better Life Experience investment accounts allow eligible individuals with a disability to save their own money for their own care without jeopardizing federal benefits. The Illinois Treasury leads a multi-state alliance in this effort. There are more than 5,400 ABLE accounts in Illinois worth an estimated \$52.2 million.

Sound Investment for State and Local Governments: Every dollar we make through smart, cautious investing is a dollar that doesn't need to be raised in taxes. During FY 2023, the Treasurer's Office made more than \$1 billion in investment earnings from the State Investment Portfolio.

In addition, we made more than \$700 million in investment earnings for the Illinois Funds during FY 2023. The Illinois Funds is a Local Government Investment Pool operated by the Treasurer's Office. At the end of the fiscal year, there were approximately 1,500 investment participants with a total value of about \$19 billion.

Since 1975, The Illinois Funds has provided a safe, liquid, and competitive investment. The Illinois Funds has received Fitch's highest rating of AAmmf and is designed to augment, not replace, local banking relationships.

Sustainable Investing: It is widely recognized that sustainability factors, such as the way a company treats its workers or a company's readiness to adapt to climate change, can and often do have a material impact on investment performance. Sustainability factors make investors better informed and better decision-makers, and global ESG assets are on track to exceed \$53 trillion by 2025. The largest investment institutions in the world are integrating sustainability factors into their investment policies, processes, and decisions.

Sustainable investing is not a niche pursuit, limited to a narrow band of dogmatic investors. It's widely embraced. And that's because it's smart business.

The Illinois Treasurer's Office invests money on behalf of the state, college savers, and units of local government. However, the Treasurer must also provide tools so that individuals can invest in themselves.

I pledge to continue to be a responsible investment officer and to promote the tools of the treasurer's office that can help people save for college, retire with dignity, and have access to capital to pursue their dreams.

Sincerely,



Michael W. Frerichs
Illinois State Treasurer



This annual report is intended to fulfill the requirements of Section 15 of the State Treasurer Act, Section 3(a) of the State Finance Act, and Article V, Section 19 of the Illinois Constitution.



VISION *for Illinois*

The Illinois State Treasurer's Office is dedicated to protecting the state's investment portfolio, ensuring the liquidity of all investments, and consistently producing earnings at or above industry standards.

Our investment decisions will promote education, access, and opportunity for individuals and governmental bodies across our state to give families the tools to achieve the American Dream.

The Treasurer's Office is committed to fulfilling this mission in a highly professional and ethical manner, while striving for transparency, efficiency, and preservation of public trust.



TABLE OF *Contents*

- 6** INVESTMENTS, BANKING, AND FINANCE
- 8** INVEST IN ILLINOIS
- 10** INVESTING IN THE ILLINOIS ECONOMY:
ILLINOIS IS THE MIDWEST TECHNOLOGY HUB
- 12** LEVELING THE PLAYING FIELD
- 17** GROWING ILLINOIS BUSINESSES
AND THE STATE'S ECONOMY
- 18** MAKING MONEY FOR THE PEOPLE OF ILLINOIS
- 19** ePAY: MORE OPTIONS AND SERVICES
- 20** UNCLAIMED PROPERTY
- 21** COLLEGE SAVINGS PROGRAMS
- 22** ILLINOIS ABLE:
ACHIEVING A BETTER LIFE EXPERIENCE
- 23** ILLINOIS SECURE CHOICE:
A PATH TO RETIRING WITH DIGNITY
- 24** CHARITABLE TRUST STABILIZATION GRANTS
- 25** MONEY MINDED ILLINOIS: FINANCIAL
LITERACY AND EDUCATION
- 26** ILLINOIS FINANCIAL WELLNESS HUB
- 27** INVESTMENT POLICIES
- 28** FINANCIALS
- 45** CONTACT US



Investments, Banking and Finance

State Investments & Banking

State legislators budget public monies that are collected, but that money is not spent all at once. The Treasurer's Office is responsible for receiving and safekeeping public monies and managing the State Investments Portfolio, ensuring liquidity to meet the State's obligations and investing all remaining funds in authorized investments. The State Investments Portfolio, with total assets over \$30 billion, is an investment program with the following objectives: safety of principal, liquidity, diversification, return on investment, and to support community development efforts.

Furthermore, State Banking maintains numerous accounts with financial institutions to process deposits for check clearing, lockbox services, ACH transactions, depository and custodial services, and electronic payment transactions on the State's behalf. In fiscal year 2023, the State Banking Division processed \$246 billion in receipts and \$245 billion in expenditures on behalf of the State.

The Illinois Public Treasurers' Investment Pool ("The Illinois Funds")

Created in 1975, the Illinois Public Treasurers' Investment Pool (referred to as "The Illinois Funds") was one of the first local government investment pool established in the nation. The Illinois Funds enables communities across the state to pool their investable assets together in a fund to earn greater returns, at a much lower cost, than they would on their own. The fund is comprised of over 1,500 participating local governments and state agencies with net assets over \$19 billion as of June 30, 2023. The Illinois Funds is a safe, secure, highly liquid, diversified fund that holds Fitch's AAmmf rating, the highest fund rating possible.

ePAY

ePAY is a full-service electronic payment services product specifically designed for Illinois government agencies so they can quickly and securely receive monies through convenient, customized payment channels. Since 2002, ePAY has provided public agencies and state universities with safe, timely, and competitively priced solutions for credit/debit card and electronic check acceptance. ePAY processed nearly \$3.4 billion in volume and nearly 15 million transactions for 500 plus public agencies in the State over Fiscal Year 2023. The Illinois Treasurer conducts and oversees product management, including customer service, marketing, and compliance.

Fiscal Operations

Fiscal Operations successfully performs daily, monthly, quarterly, and annual general accounting activities, including balancing the general ledger, processing accounts payable, reconciling bank accounts, compiling budget estimates for the appropriation process, and preparing financial statements. The team is also responsible for processing payment warrants, forgery claims and depositing unclaimed property, circuit clerk, estate tax, and other miscellaneous receipts. The Fiscal Operations Division continues to work toward its overall objective to provide accurate and timely general, budgetary, and financial reporting services to internal and external constituents.

Portfolio & Risk Analytics

Portfolio & Risk Analytics is responsible for managing several investment objectives, fiduciary duties, and strategic initiatives. This includes analyzing, modeling, forecasting, compliance, and reporting efforts for the internally managed investment portfolio. The division monitors portfolio performance, identifies and mitigates risk exposure, and seeks investment opportunities that offer financial value creation. As such, they assess existing and prospective debt issuing counterparties for investment suitability and report on financial strength such as creditworthiness, financial performance, and potential factors that may have a material financial impact on the safety and/or performance of our investments. The eligibility and suitability of existing and prospective broker/dealers is examined to identify financial performance, compliance with regulators, and other risks. They employ internal quantitative and qualitative models to measure risk utilizing market best practices of data and relative analysis to ensure financial application measures up against self-performance, industry peers, and the overall market. Investment limits and any restrictions, where applicable, are formally presented to the Financial Analysis Subcommittee and portfolio managers that helps guide the investment decisions of the Treasurer's Office.

Division of Public Market Investments

The Division of Public Market Investments is responsible for monitoring externally managed portfolios and investment funds within the investment vehicles of the Treasurer's Office, including, but not limited to, the 529 College Savings Programs, Illinois Secure Choice Retirement Savings Program, and Illinois Achieving a Better Life Experience (ABLE) Savings Program. The Division of Public Market Investments is responsible for the sourcing, selection, assessment, diligence, and integration of sustainability factors for all prospective and current investment managers. The team continually reviews investment framework/design, portfolio construction, manager selection,

asset allocation and modification, economic impact, investment policies/objectives, and management structures, helping guide decisions regarding the continued appropriateness of investment managers, policies, and program structures.

Division of Alternative Investments

The Division of Alternative Investments is responsible for monitoring externally managed investment funds within the investment vehicles of the Treasurer's Office, including, but not limited to, the Illinois Growth and Innovation Fund (ILGIF), Student Empowerment Fund, and the FIRST Fund. The Division of Alternative Investments is responsible for the diligence, assessment, deal sourcing, selection, and integration of sustainability factors for all prospective and current investments with fund managers. The division continually reviews investment strategy and thesis, portfolio construction, manager selection, asset allocation and modification, economic impact, investment objectives, and management structures. The actions taken help guide their decisions regarding the continued appropriateness of investment managers, portfolio construction, and program structures.

Corporate Governance & Sustainable Investment

In order to fulfill the fiduciary and mission objectives, the Corporate Governance & Sustainable Investment team manages and executes a number of core investment policies that apply across the Treasurer's Office programs, including: (1) maximizing participation of qualified investment firms owned by minorities, women, veterans, or disabled persons (MWVD Program); (2) providing preference to investment firms with corporate headquarters located in Illinois (Illinois-Headquartered Program); and (3) integrating sustainability factors into the investment decision-making process in order to enhance the long-term value of the Office's investments (Raising The Bar Program).





CREAM OF THE CROP 2023

Invest in Illinois

Community Development Linked Deposits

Through the Community Development Linked Deposit Program (Linked Deposits), the Treasurer’s Office deposits money in approved financial institutions at a below-market rate. Those financial institutions, which include community banks, credit unions, and savings and loan companies, then use that money to provide loans to qualified borrowers pursuant to the guidance and terms of the Treasurer’s Office. In the end, the Treasurer’s Office earns an investment return on the money deposited, participating financial institutions earn interest on the money lent, and qualified borrowers in Illinois gain access to reduced-cost loans they can use to expand their business or improve their farm.

As the State’s Chief Investment Officer, the State Treasurer has a tremendous opportunity to generate investment earnings while simultaneously promoting community development and economic growth here in Illinois. The Treasurer’s Office is particularly focused on championing, growing, and investing in underserved areas of Illinois, including rural small towns, suburban communities, and large city centers. Not only are there investment opportunities in these communities, there are opportunities for job creation, business growth, and long-term economic prosperity.

Ag Invest

For over 40 years, the Treasurer’s Office has facilitated loan opportunities for Illinois farmers through Ag Invest. Treasurer Frerichs has been committed to our Illinois agriculture partners across the State and continues to offer a program that provides valuable resources to today’s farmers.


Ag Invest FY 23
 1 year Operating Line of Credit: \$474,805,221 / 1,632 Borrowers
 2 year Operating Line of Credit: \$32,753,200 / 177 Borrowers
 Long-Term Ag: \$22,457,479 / 112 Borrowers

Cream of the Crop

The Ag Invest Program celebrated its 11th annual Cream of the Crop Photo Contest to encourage Illinois youth to get more involved in agriculture. Children of various age groups submitted agriculture-related photographs taken by them. This year, the Treasurer’s Office received 108 photos for judging. The contest was judged by a panel of individuals from the education and agriculture industry. The winners’ artwork was featured in the Treasurer’s tent at the 2023 Illinois State Fair, Ag Invest Program Calendar and other marketing materials.

Business Invest

Business Invest – Community Uplift Program (CUP) offers qualified financial institutions that operate in designated areas



(i.e. Illinois Enterprise Zones, Opportunity Zones, Low-Income Communities) access to State impact investment capital at a lower rate, in the form of a time deposit. This gives community banks, local credit unions, and savings and loan institutions in areas in need of economic development access to additional financial resources, which positions them to increase lending efforts to businesses and spur economic activity.

Business Invest FY23

\$16,480,000 / 4 Participating Institutions / 12 Businesses Supported

Community Invest

Community Invest – Opportunity Illinois is a consumer-focused loan program. The program offers qualified financial institutions that operate in designated areas (i.e. Illinois Enterprise Zones, Opportunity Zones, Low-Income Communities) access to State impact investment capital at a lower rate, in the form of a time deposit. This gives community banks, local credit unions, and savings and loan institutions in areas in need of economic development access to additional financial resources, which positions them to increase lending efforts to individuals and spur economic activity.

Community Invest – Cannabis Banking Services Program is a community development program that offers qualified banks and credit unions access to state impact investment capital at a lower rate, in the form of time deposits. This gives banks and local credit unions additional financial resources to support the implementation or expansion of basic banking services to legal cannabis-related businesses in Illinois. In turn, this allows cannabis-related businesses, their employees and the ancillary businesses that support them to: (1) make deposits; (2) write checks; (3) enable payroll; (4) permit electronic payments; (5) conduct other related banking services to facilitate cash deposits and the payment of taxes, fees and other charges; and (6) execute a number of banking activities promptly and accurately. Furthermore, this also promotes fraud deterrence,

anti-money laundering efforts, and decreased danger of crime or other loss made possible by the possession of significant amounts of cash on business premises.

Through this program, the Treasurer’s Office partners with approved financial institutions to provide banking services to a cannabis-related business that would not otherwise have access or have limited access to banking services due to federal statutes.

This program enables cannabis-related businesses access to banking services that help build operational capacity and better serve their communities. Cannabis-related businesses would be able to transition from an all-cash cannabis market to a fully banked, regulated, and transparent market.

Community Invest FY23

\$102,500,000 / 10 Participating Institutions.



Investing in the Illinois Economy

Illinois is the Midwest's Technology Hub

Established by Treasurer Frerichs, the Illinois Growth and Innovation Fund (ILGIF) is an evergreen, \$1.5 billion impact investment fund that will invest in ways to attract, assist and retain quality technology-enabled businesses in Illinois. The Treasurer's Office does this by making targeted investments with venture capital (VC), growth equity and private venture debt firms with a nexus to the State of Illinois.

History

Legally named the Technology Development Account I (TDA I), lawmakers in 2002 authorized the initial round of \$74 million in investments to Illinois venture capital firms. TDA I created approximately 6,300 jobs and generated more than \$150 million in private investment.

Lawmakers in 2011 authorized a second round of TDA funding, called TDA II. However, the Treasury did not act on the authorization. In 2015, Treasurer Frerichs used the TDA II authority to establish and launch the \$222 million ILGIF investment fund and began making investments in 2016.

In 2018, Treasurer Frerichs announced an increase to the amount of investment capital available in ILGIF, increasing the total to approximately \$1 billion in available investment

capital over 10 years from the State's existing investment portfolio. ILGIF was structured as an evergreen fund designed to allocate capital on a recurring basis, in perpetuity, to be invested with Illinois venture capital, growth equity and private venture debt investment firms.

Illinois Growth and Innovation Fund (ILGIF) Goals

1. Deliver strong investment performance for Illinois
2. Drive economic development for Illinois
3. Foster a more connected, inclusive and engaged entrepreneurial and venture community in Illinois
4. Support diversity and inclusion to enable fund managers to grow promising tech-enabled companies
5. Integrate sustainability factors to increase expected financial returns and minimize projected risk

ILGIF Projected Impact

While investment performance is a key goal, ILGIF also seeks to be an economic development catalyst. Investments through ILGIF are expected to create approximately 60,000 jobs in Illinois and attract significant private-sector capital, which will further spur interest across the Midwest, positioning Illinois as the anchor to the Midwest tech and entrepreneurial ecosystem.



**INVEST \$1.5B IN
STATE FUNDS**



**ATTRACT \$3B IN
PRIVATE INVESTMENT**



**CREATE
60,000+ JOBS**

IMPACT SINCE JANUARY 1, 2016

14.4%
NET INTERNAL RATE
OF RETURN

1.38X
NET MULTIPLE ON
INVESTED CAPITAL

18,998
ILLINOIS JOBS
CREATED

\$57.6 BILLION
INVESTED IN ILLINOIS COMPANIES

\$102.3
IN AGGREGATE
GAAP REVENUE

\$274 MILLION
INVESTED IN
MINORITY & WOMEN-OWNED/
MANAGED FUNDS

INVESTED IN
356 BUSINESSES
OWNED BY MINORITIES,
WOMEN, VETERANS OR
PERSONS WITH DISABILITY

**78 NEW OFFICES
OPENED IN ILLINOIS**

**CONTINUE TO IDENTIFY, RECRUIT &
RECOMMEND MWVD FUND MANAGERS/BUSINESSES**



Leveling the Playing Field

A core tenet of Treasurer Frerichs’ mission is to promote education, access, and opportunity for individuals and governmental bodies across our State to give families the tools to achieve the American Dream.

Treasurer Frerichs has made equity, diversity and inclusion a priority officewide. Treasurer Frerichs’ investment strategy, Raising The Bar, integrates sustainability factors into investment decisions to reduce risk exposures and maximize returns for the people of Illinois. This includes a focus on investment risks and opportunities related to corporate governance, environmental factors, social capital, human capital, and business model features.

Focus on Diversity

Treasurer Frerichs believes that our government should mirror the great diversity in our State. Furthermore, diversity is good

for business. The Treasurer’s Office has made great strides to ensure inclusion and provide more opportunities for minority, women, veteran, and disabled-owned (MWVD) firms.

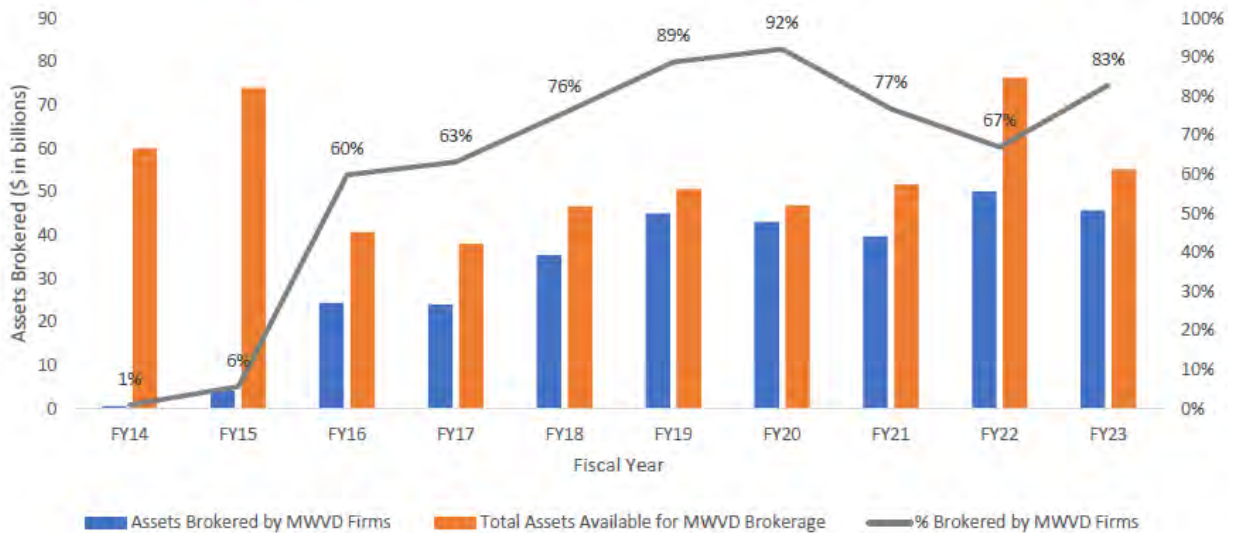
Among Treasurer Frerichs’ top priorities is to continue to transform the Office’s culture, policies, and operations to help ensure equal opportunity.

Increasing Business with MWVD Broker/Dealers: From 1% to 83%. The Treasurer’s two internally managed investment programs, the State Investment Portfolio and Illinois Public Treasurers’ Investment Pool (also referred to as “The Illinois Funds”), are made up of direct purchases and brokered investments. Tapping diverse-owned broker/dealers is one of the quickest and best ways to ensure MWVD participation. Recent numbers emphasize our sustained progress in this area:

- Since 2015, the Treasury increased utilization of MWVD broker/dealers from 1% to 83%.
- Total assets brokered with MWVD firms exceeded \$45 billion in FY 2023.

	FY 2014	FY 2015	FY 2016	FY 2017	FY 2018	FY 2019	FY 2020	FY 2021	FY 2022	FY 2023	Cumulative
Assets Brokered by MWVD Firms	603 million	4.2 billion	24.4 billion	24.0 billion	35.4 billion	45.0 billion	43.1 billion	39.7 billion	50.1 billion	45.8 billion	\$312.3 billion
Total Assets Available	60.0 billion	74.0 billion	40.7 billion	38.0 billion	46.7 billion	50.7 billion	46.9 billion	51.7 billion	76.3 billion	55.2 billion	\$540.2 billion
% Brokered by MWVD Firms	1.0%	5.7%	59.9%	63.2%	75.8%	88.8%	92.1%	76.8%	67.0%	82.9%	58.0%





Increasing Business with MWVD Asset Managers: From \$18 million to \$3.9 billion.

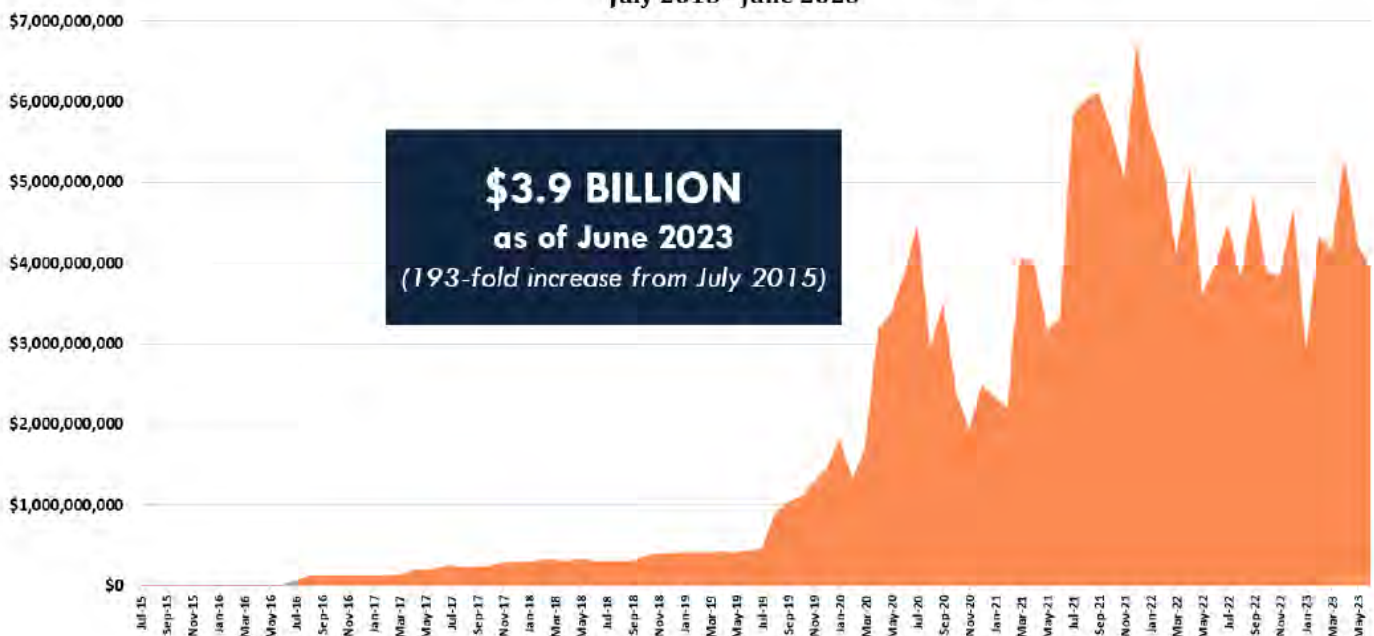
The Illinois Treasurer has made tremendous strides expanding the use of MWVD asset managers. In December 2014, the month prior to when Treasurer Frerichs came into office, Illinois Treasurer had \$18 million under MWVD asset managers. As of June 2023, the Illinois Treasurer had over \$3.9 billion with MWVD asset managers. That represents a 217-fold increase.

- *Garcia Rule*: Mandatory Inclusion of MWVD Firms in Investment Searches. The Illinois Treasurer maintains a requirement that helps ensure purposeful recruitment of

diverse candidates and requires the Illinois Treasurer to interview at least one diverse candidate before the final selection of a candidate for any investment manager search in any program overseen by the Treasurer.

- *30% for MWVD Broker/Dealers*: All managers of separately managed investment portfolios under the Illinois Treasurer are required to direct at least 30% of total commission dollars to MWVD broker/dealers, preferably Illinois-based, to increase opportunities to qualified firms.

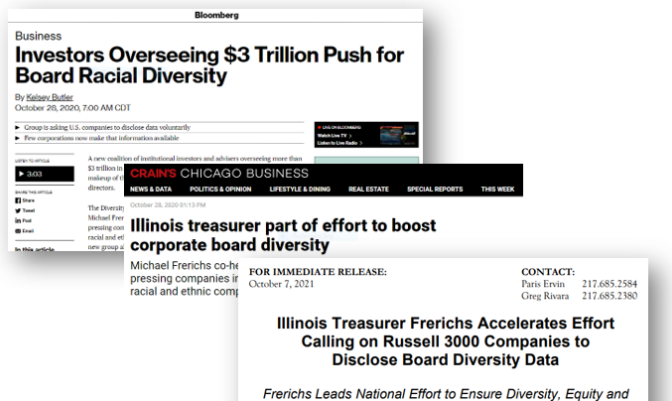
ASSETS MANAGED BY MWVD FIRMS
July 2015 - June 2023



Closing the Gender and Racial Divide

Diverse corporate boards are more successful than nondiverse boards. As such, Treasurer Frerichs continues to help women and persons of color break the glass ceiling and get more opportunities. Treasurer Frerichs has been working to increase corporate board diversity since 2016, utilizing an array of strategies – including direct shareholder-company engagement, proxy voting, letter writing initiatives and public advocacy – to counter the unacceptably slow pace of change and ensure diversity is a corporate governance priority. In 2023, the Illinois Treasurer took numerous actions to encourage and foster boardroom change and create shareholder value.

- **Russell 3000 Board Diversity Disclosure Initiative** – The Illinois Treasurer is leading an investor initiative asking that all companies within the Russell 3000 Index disclose the makeup of their boards of directors – inclusive of gender, race and ethnicity – given the correlation between board diversity and long-term performance. Launched in October 2020, the initiative has grown to include 26 investor organizations representing over \$3 trillion in assets under management and advisement. Treasurer Frerichs has been working to increase corporate board diversity since 2016, utilizing an array of strategies, including direct shareholder-company engagement, proxy voting, and public advocacy. The push for increased and standardized disclosure, at the center of this initiative, has been a focus of the Illinois Treasurer since 2019.



- **Midwest Investors Diversity Initiative** – The Illinois Treasurer leads the Midwest Investors Diversity Initiative (MIDI), a 16-member coalition comprised of regional institutional investors with over \$1 trillion in assets under management and advisement. MIDI engages companies in the Midwest facing board diversity shortfalls, working collaboratively to understand company policies and make targeted recommendations to institutionalize best practices and improve board diversity. Since 2016, when the group was

formed, MIDI has engaged 78 companies. Among the companies engaged, 86 women and 60 persons of color have received board appointments and 66 companies have adopted a diverse search policy.

- **Thirty Percent Coalition** – Since 2018, the Illinois Treasurer has been actively involved on the Board of Directors of the Thirty Percent Coalition, which is comprised of more than 90 members with \$7 trillion in assets under management (AUM). This coalition is committed to the goal of advancing women, including women of color, on boards of public companies.
- **Proxy Voting** – The Illinois Treasurer exercises its proxy voting rights to support proposals to increase board diversity, gender pay gap reporting, and the inclusion of diversity as a performance metric for CEO pay. In 2022, the Illinois Treasurer voted against 1,026 directors on nominating committees for failure to disclose the racial composition of the board, and voted against 1,182 directors on nominating committees for lack of gender diversity. The Illinois Treasurer also cast votes in favor of 5 shareholder proposals aimed to increase board diversity in 2022 and 5 proposals to report on gender pay gap.

Procurement: Advocacy for Aspirational Goals for MWVD Businesses

Treasurer Frerichs spearheaded the passage of Senate Bill 2363, sponsored by Sen. James Clayborne and Rep. Will Davis, which became law on August 19, 2018. Under the new law, the Illinois Treasurer must aspire to use MWVD businesses for no less than 25 percent of contracts and investment-related activities. It also authorizes the Illinois Treasurer to incorporate preferences in the procurement process for MWVD firms, requires a review of a financial institution’s Community Reinvestment Act (CRA) rating, and requires the Illinois Treasurer to create and publish an annual report of the utilization of MWVD firms.

Compensation this year on contracts held by MWVD contractors totaled \$17,536,765.64 an increase of over 11% from the prior fiscal year.

The Illinois Treasurer will continue to take steps to encourage its current contractors to report on their ownership status and to increase MWVD participation.

- **Current Procedures** – The Illinois Treasurer currently includes detailed questions regarding diverse ownership in its Requests for Proposals (“RFPs”). These questions allow the

Illinois Treasurer to better understand which communities are competing successfully as well as those that may be falling short.

- *Utilization Rates* – The Illinois Treasurer has taken steps to improve data collection by improving communication internally between departments and externally with contractors. Following this improved communication, there has been an increase in responses to requests for diversity data, and the accuracy of the existing active contracts has improved. Out of 75 contractors, the Illinois Treasurer obtained the MWVD status of 55, with 19 claiming MWVD status. This shows a significant increase in the data obtained regarding contractors to the previous fiscal year. In addition, slightly more than 25% of the contractors claim MWVD status, which is a 5% uptick from the prior fiscal year. While several responsive contractors from the previous year did not respond to a data request this year, many new contractors released their data for the first time.

360-Degree Review of Business Partners

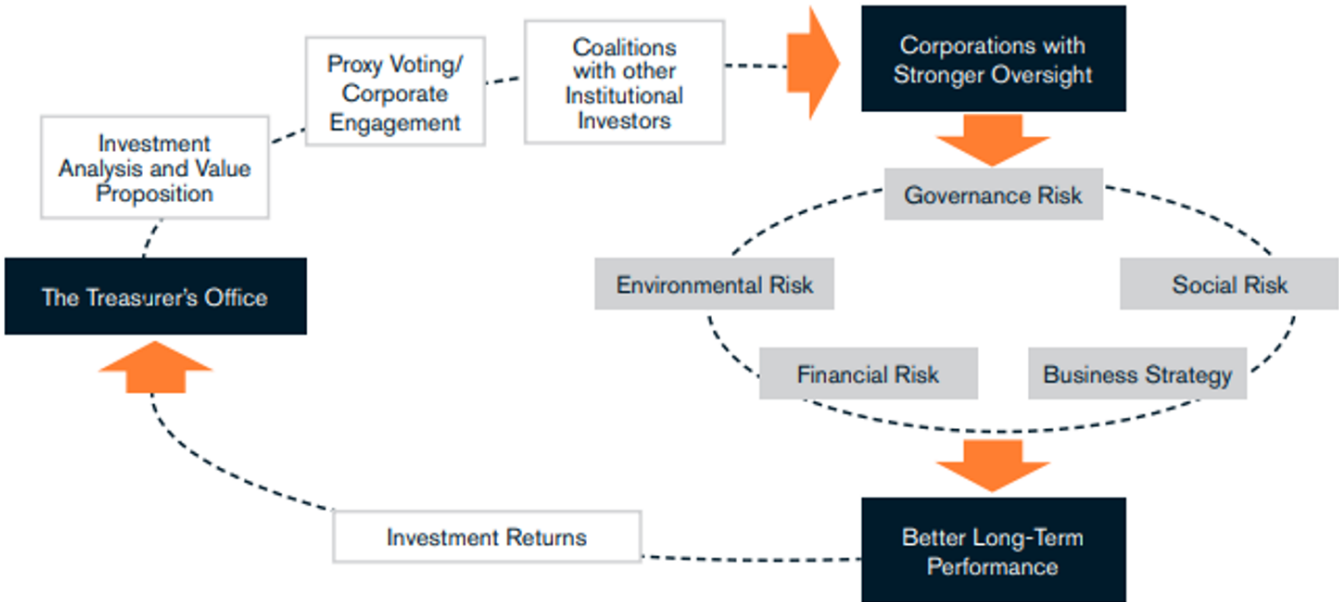
Since 2017, all financial and investment firms seeking to do business with the Illinois Treasurer must disclose how their firm promotes equity, diversity, and inclusion. This includes a 360-degree evaluation, conducted annually through the Office’s “Equity, Diversity, & Inclusion Assessment,” of diversity among its board or owners, executive leadership,

workforce, supplier network, and community activities. This evaluation leverages data and information already disclosed to the Equal Employment Opportunity Commission, which divulges the various types of roles at a company (e.g. executives, managers, professionals, technicians, sales, clerical, labor, etc.) by race, ethnicity and gender.

Diversity Goals in the Illinois Growth and Innovation Fund

The Illinois Growth and Innovation Fund is an impact investment fund aiming to invest approximately \$1.5 billion in ways that attract, assist and retain quality tech-enabled businesses in Illinois. As of June 2023, of the over \$600 million committed to Illinois venture capital firms under ILGIF, \$274 million has been committed to MWVD-operated venture capital firms. Also, investments from ILGIF fund managers have supported 349 diverse-owned portfolio companies to receive funding.

Sustainability Integration: Why It Matters



Raising the Bar: The Treasurer's Sustainable Investment Strategy

Making Prudent Choices. Investing means making choices. For the investment officers at the Office of the Illinois State Treasurer, it means choosing investments that are risk-appropriate, high-performing, and meet or exceed the benchmark. It means making investments that reflect our commitment to sustainability, inclusion, and sound corporate governance. With these factors, we boost our investment returns and strengthen the economic well-being of Illinois citizens and institutions.

Sustainability Factors. We know that to fulfill our fiduciary duty and maximize returns, we need to focus on more than just short-term gains and traditional indicators. Additional risk and value-added factors that may have a material and relevant financial impact on the safety and performance of our investments need to be integrated into the decision-making process. These material sustainability factors include (1) environmental; (2) social capital; (3) human capital; (4) business model and (5) leadership and governance factors.

Raising The Bar puts this philosophy in practice. Over the past two years, the Illinois Treasurer has been busy capitalizing on opportunities to grow the \$54 billion investment portfolio while achieving results on sustainability issues. The Illinois Treasurer continues to actively engage corporate decisionmakers, work with other institutional investors, vote by proxy, weigh in on public policy, and communicate the multi-faceted benefits of sustainable investing.

Getting Results. Under the leadership of Treasurer Frerichs, here are highlights of the results we have achieved over the last year:

- *Engaged 3,000+ Companies on Material Sustainability Issues* – Where the IL Treasurer supported a joint corporate engagement, signed a letter, or conducted an engagement meeting covering a range of material sustainability topics, including board diversity, human capital management, and climate change. Over 2,500 of those engagements were at companies perceived as lagging on diversity measures.
- *Conducted 80+ Sustainability Analyses of Individual Securities* – Using a customized assessment process that draws on a combination of internal analysis and external reporting, our office developed sustainability grades for

more than 80 organizations as part of the approval process of debt issuers for the office's two internally managed investment programs.

- *Conducted 25+ Sustainability Analyses of Investment Managers* – Our office conducted a comprehensive evaluation of all our investment managers to assess and compare how and to what extent each integrates sustainability factors within their core processes.
- *28,002 Proxy Votes Cast at 3,009 Annual Meetings* – Our office voted on 28,002 proposals on corporate proxy ballots and at 3,009 annual stockholder meetings in 2022.

For more information on our sustainable investment activities, view the **Treasurer's 2023 Annual Sustainable Investment Report** or visit www.illinoisraisingthebar.com/.



Growing Illinois Businesses and The State's Economy

Illinois-Based Broker/Dealers

The Treasurer's Office utilized Illinois-based broker dealers to broker over \$89 billion in assets in FY 2023.

Illinois-Based Managers

The Illinois Treasurer seeks to maximize the use of Illinois based asset managers across all pertinent programs, including the State Investment Portfolio, The Illinois Funds Local Government Investment Pool, 529 College Savings Plans, and Illinois Growth and Innovation Fund. The Illinois Treasurer utilizes Illinois-based investment firms to manage over \$2 billion as of June 2023. This increase compares to \$406 million in January 2015, which represents over a 5-fold increase.

Illinois Growth and Innovation Fund

The Illinois Growth and Innovation Fund (ILGIF) invests in ways that attract, assist and retain quality tech-enabled businesses in Illinois. ILGIF aims to invest approximately \$1.5 billion on a recurring basis creating an estimated 60,000 jobs per investment cycle. The investment is expected to attract more than \$3 billion in additional private-sector money, which will further spur interest in the Midwest tech and entrepreneurial scene. As of 12/31/22, ILGIF has already helped create over 18,900 new full-time Illinois based jobs, generated over \$57.6 billion of invested capital in Illinois tech companies, and contributed \$102.3 billion in aggregate GAAP revenue.



Making Money for the People of Illinois

State Investments

By providing treasury management services to leverage the State Treasurer’s economy of scale, local governments and state agencies are able to maximize their liquidity through significant return on investable assets and speeding payments through electronic payments processing.

The numbers tell the story. If you look at state investment returns you will see that annualized monthly returns increased from 0.45% in January 2015 to 4.48% in June 2023.

State Investment Earnings for FY 2023
\$1.0 billion

This is the direct result of the Treasurer’s investment strategy in conjunction with a rising interest rate environment. After a review of past practices and the State’s statutory investment restrictions, the Treasurer’s Office successfully implemented real-time solutions to capitalize on market conditions and increase earnings—all while fulfilling the Treasurer’s obligations of preservation of capital and liquidity. These accomplishments can be attributed to:

- Implementation of an investment strategy that prioritizes investments in higher-yielding investments and extended maturities to match expected liabilities;
- Additional investment asset classes, including corporate bonds and municipal bonds;
- External money managers with expertise in higher-yielding asset classes; and
- Increased pool of eligible companies, including Illinois-based and Minority, Women, Veteran and Disabled-owned firms, from which the Treasury can purchase fixed income securities, thereby providing more opportunities for diversification and higher earnings.

These changes have produced tangible benefits for Illinois agencies and the people they serve. \$2.2 billion in investment earnings has been attained since January 2015, making more money available for State programs and reducing the burden placed on the State’s limited tax revenues.

Illinois Public Treasurers’ Investment Pool

The Illinois Public Treasurers’ Investment Pool (IPTIP, or also

referred to as The Illinois Funds) is a AAA-rated local government investment pool operated by the Treasurer for State and local government agencies. Investing together generates economies of scale typically not available if participants invested alone. Thus, the program provides a critical service for State and local agencies, enabling them to invest their money in a safe, liquid investment vehicle that regularly exceeds industry benchmarks. The Funds’ balance has risen to over \$19 billion at the end of fiscal year June 2023. The return of net monthly income to The Illinois Funds has increased from \$52,000 in January 2015 to \$80.0 million in June 2023.

IPTIP Investment Earnings for FY 2023
\$701.5 million

Increased earnings are a direct result of the Treasurer’s enhanced investment approach. The investment strategy prioritizes higher-yielding investments and extended maturities to match expected liabilities, as well as an increase to the pool of eligible companies from which the Treasury can purchase fixed income securities—thereby providing more opportunities for diversification and higher investment earnings.

This investment approach does not come at the expense of portfolio safety or liquidity. The Illinois Funds has maintained its AAA rating from the Fitch Ratings agency, maintaining the highest investment grade rating continuously since 1996.

FISCAL YEAR	State Investments	IL Funds	TOTAL
FY 2015	\$49,052,640	\$5,235,320	\$54,287,960
FY 2016	\$51,226,332	\$11,378,833	\$62,605,165
FY 2017	\$102,603,945	\$34,272,095	\$136,876,040
FY 2018	\$204,579,906	\$78,164,791	\$282,744,697
FY 2019	\$318,150,879	\$134,074,224	\$452,225,103
FY 2020	\$249,936,129	\$104,121,240	\$354,057,369
FY 2021	\$81,447,464	\$13,642,833	\$95,090,297
FY 2022	\$142,284,287	\$44,604,174	\$186,888,461
FY 2023	\$1,002,161,493	\$701,494,487	\$1,703,655,980
TOTAL	\$2,201,443,075	\$1,126,987,997	\$3,328,431,072



ePAY: More Options and Services

What is ePAY?

ePAY is a full-service electronic payment program specifically designed to provide state and local governments the ability to safely accept credit card, debit card, and electronic check (ACH) payments at an affordable cost. From the Secretary of State and the University of Illinois System to the smallest municipality and school district, agencies utilize the speed in processing payments and receivables to maximize their assets available to invest. In Fiscal Year 2023, over 500 public agencies processed almost \$3.4 billion in volume through nearly 15 million transactions.

Key Benefits:

- *Speed and Convenience* – Participants can accept payments online, over-the-counter, or via an automated phone system using secure and convenient payment services. All payment services can be customized for efficiency or to maximize customer engagement with recurring bill pay, e-receipts, and more.
- *Security and Compliance* – All payments are collected in a manner consistent with the Deposit of State Moneys Act (15 ILCS 520), the Local Government Acceptance of Credit Cards Act (50 ILCS 345), PCI Data Security Standards 4.0, NACHA guidelines, and prevailing credit card industry rules. Participation in ePAY includes PCI compliance support and administration tools at no additional cost.
- *Competitive Pricing* – ePAY offers multiple pricing options to fit each government’s needs. Whether you pass the processing fee to your constituents or absorb the fees, your

agency has control over the costs of electronic payment acceptance.

- *Settlement Bank Options* – ePAY funds can be swept directly into an Illinois Funds investment account(s) or deposited to a settlement bank of your choosing.
- *Customer Care* – Participants and constituents have access to 24/7 customer support through a dedicated customer help desk and online ticket portal. Through 2023 over 95% of participant tickets are resolved within 24 hours.
- *Easy Application* – No contract or request for proposal required. Just complete our enrollment application and government agencies in Illinois can leverage economies of scale provided by the Treasurer’s master processing contract.

FISCAL YEAR	Total Dollar Volume	Total Transactions
FY 2016	\$2,143,306,384	12,032,241
FY 2017	\$2,167,884,920	12,065,796
FY 2018	\$2,204,823,208	12,382,344
FY 2019	\$2,521,157,724	12,977,893
FY 2020	\$2,930,698,808	13,604,900
FY 2021	\$3,428,804,915	12,330,019
FY 2022	\$3,364,075,721	14,362,804
FY 2023	\$3,362,476,760	14,840,683
GRAND TOTAL	\$ 18,759,152,719	104,596,680



Unclaimed Property

As part of the Illinois Treasurer’s Unclaimed Property Division, the I-Cash program connects State residents and businesses with their unclaimed money including lost bank accounts, insurance policy proceeds, and unused rebate cards.

The Unclaimed Property Division recovers millions of properties each year from government agencies, banks, insurers, utilities, and other companies across the country that have been unable to return the properties to their rightful owners.

In FY 2023, the Unclaimed Property Division saw more than 2.4 million properties reported that were associated with more than 2.6 million owners.

Since 2015, approximately \$1.8 billion in unclaimed property has been returned, the most that has been returned in the program’s 60-year history.

The \$1.8 billion milestone was possible because Treasurer Frerichs prioritized changes in technology, efficiency, and state law to streamline the unclaimed property process.

During FY 2023, \$402,967,080 in cash and 36,406,435 in shares were reported and remitted to the State Treasurer as unclaimed property. This total includes \$395,119,871

“Government needs to work smarter. The numbers show our improvements to the unclaimed property program created a faster, better, and more efficient service.”

- Illinois State Treasurer Michael Frerichs

in cash and 35,654,677 in shares that were voluntarily remitted and \$7,847,209 in cash and 751,758 in shares that were remitted pursuant to an examination.

The total amount of property returned to the Illinois residents in FY 2023, was \$253,031,811, including \$219,918,590 in cash and \$33,113,221 in securities value.

The amounts expended from the State Pensions Fund in FY 2023 were as follows:

State Universities Retirement System (SURS):	\$215,000,000
Treasurer’s Office Operational Expenses:	\$15,870,120
Auditor General:	\$500,000
Court of Claims:	\$27,820
Total:	\$231,397,940



College Savings Programs

Bright Start and Bright Directions are the 529 College Savings programs administered by the Illinois State Treasurer's Office. Families in Illinois and across the country are participating in Bright Start and Bright Directions to save for the rising cost of college expenses.

Under Treasurer Frerichs, the Illinois College Savings Programs have received national recognition for their dedication to high quality and low costs. In 2022, multiple organizations – including Morningstar, Forbes, and Savingforcollege.com – placed Bright Start and Bright Directions among the highest-rated 529 plans in the country.

Treasurer Frerichs has focused on regularly reducing fees for participants. Since taking office in 2015, total fee reductions in Bright Start and Bright Directions are estimated to have saved more than \$100 million. In the fall of 2022, the Treasurer implemented a set of asset allocation, fund, and fee changes that saved participants an additional \$1 million annually.

Families can use these tax-advantaged investment plans to pay for qualified higher education expenses associated with attending accredited post-secondary institutions, from vocational schools and community colleges to public and private colleges and universities.

Qualified higher education expenses include tuition, room and board, books, fees, computers, supplies, and equipment required for enrollment for a student who is carrying at least half the normal full-time course load. It also includes expenses for registered and certified apprenticeship programs and up to \$10,000 for payment of student loans of the beneficiary or sibling.

Bright Start

With over \$10.2 billion in assets under management and over 448,000 accounts as of June 30, 2023, Bright Start offers a

wide range of investment choices for both hands-off and do-it-yourself investors, low fees, and a solid investment lineup with quality funds. To learn more, visit www.brightstart.com.

“Bright Start Direct-Sold College Savings Plan is a strong option, offering three risk-based tracks, available with either very low-cost index funds or a strong mix of active and passive strategies composed of many Morningstar Medalist funds.”

- Morningstar, Oct 2023 (Bright Start Direct-Sold)

Bright Directions

Bright Directions is among the highest rated financial advisor-guided 529 plans in the country. It boasts over \$7 billion in assets under management and more than 409,000 accounts as of June 30, 2023. This plan offers more than 40 different age-based, target-date, and individual portfolio options and 15 Exchange-Traded Fund (ETF) Portfolios. The plan has received accolades as one of the top performing advisor-sold programs in the nation. To learn more, visit www.brightdirections.com.

“Illinois’ Bright Directions’ average fees for its age-based series are the lowest among advisor-sold plans.”

- Morningstar, Nov 2023 (Bright Directions Advisor-Guided)

Launch of Illinois First Steps

On January 1, 2023, the Illinois State Treasurer's Office launched Illinois First Steps. Through Illinois First Steps, parents are encouraged to jump start their child's college savings at an early age. All babies born or adopted on or after January 1, 2023 to a parent who is a resident of Illinois at the time of birth or adoption can receive a \$50 seed deposit when they open a Bright Start or Bright Directions account.

Since the launch of the program, approximately 3,000 (and growing) families have claimed their \$50 seed deposit and started saving with Bright Start or Bright Directions.



MEET AUBRIE

IL ABLE: Achieving a Better Life Experience

The Treasurer’s Office empowers people with disabilities and their families to invest in themselves and helps them to achieve their personal goals.

The Illinois “Achieving a Better Life Experience” or IL ABLE Plan offers a savings and investment Account that eligible people with disabilities can own to save for Qualified Disability Expenses without losing, or losing eligibility for, their federal means-tested benefits programs, such as SSI, SSDI and Medicaid.

Earnings and withdrawals on IL ABLE Accounts are tax-free as long as they are used for a wide range of Qualified Disability Expenses such as therapy, education and training, adaptive equipment, housing, transportation, assistive technology, medical and dental care, financial and legal services, daily living expenses and more.

IL ABLE gives Account Owners flexibility and freedom to help take care of today’s expenses and a way to save and invest for their future. With more than \$52,185,637 in assets under management and over 5,400 Accounts, IL ABLE offers Account Owners seven robust Investment Options: six “Targeted Risk Options” and an FDIC-insured Checking Account Option. Beginning with the 2023-2024 school year, all Illinois public school students with Individualized Education Plans (IEP) and their parents or guardians must be provided information about

IL ABLE Accounts at their annual IEP meetings. That’s approximately 270,000 students, according to the Illinois State Board of Education.

Since launching IL ABLE in January 2017, Account Owners with disabilities and their families have contributed approximately \$67,038,915 with IL ABLE.

Illinois is the leader of the National ABLE Alliance (NAA), a 19-member bi-partisan consortium of states and the District of Columbia, who work together to provide people with disabilities across the nation a high-quality, low-cost ABLE program. The NAA represents more than one-quarter of the ABLE-eligible population nationwide.

“With my **IL ABLE** Account, I have money for the things I need for a good life. Family and friends can deposit directly into my Account for gifts.”

—Aubrie

IL ABLE Account Holder



Illinois Secure Choice: A Path to Retiring with Dignity

More than 2 million Illinois workers do not have access to a retirement savings option at work, but a law passed in 2015 creating the Illinois Secure Choice Savings Program (Secure Choice) will make it easier for them to save for their golden years.

Secure Choice is a retirement savings program for private-sector workers who lack access to an employer-sponsored plan. Employees can save for their own retirement through automatic payroll deductions that flow into professionally-managed Roth Individual Retirement Accounts (Roth IRAs). Facilitating employers can provide employees with an easy way to save without the burden of heavy administrative costs or responsibilities. Not only is Secure Choice open to employees who work for an eligible employer, the program is available to anyone who wants to enroll on their own and start saving. The employer's role is limited to registering, submitting an employee roster and keeping the roster current, and remitting payroll contributions for participating employees.

The Illinois Secure Choice Savings Program Act applies to employers that had at least 5 Illinois employees in every quarter of the previous year and that have been in business for two years or more and that do not offer a qualified retirement plan. Eligible employees are automatically enrolled in the

program at a 5% contribution rate into a Target Date Roth IRA, but may select a different investment option, change their contribution rate, or opt out of the program entirely.

Secure Choice is a public-private partnership. The program is overseen by a seven-person public board and administered by a private-sector financial services firm responsible for recordkeeping and overall program administration. The Treasurer serves as chair of the Illinois Secure Choice Savings Board and his office provides administrative support to the program.

Secure Choice formally launched in the summer of 2018 with a small group of pilot employers followed by a phased onboarding of eligible employers. Wave One took place in November of 2018 for employers with 500 or more employees. Wave Two occurred in July of 2019 for employers with 100-499 employees and Wave Three was completed in the fall of 2019 for employers with 25-99 employees. Wave Four, for employers with 16 or more employees, occurred in the fall of 2022. Wave Five, for employers with 5 or more employees, took place in the fall of 2023. Since launch, Secure Choice has helped over 125,000 workers save approximately \$127 million for retirement. With over 9,700 registered employers, the program has brought retirement savings access to workers in all 102 counties across Illinois.

42% of Illinois private-sector workers lack access to a workplace retirement plan. Among businesses with 10-24 employees, that figure grows to 58.9% and among businesses with fewer than 10 employees, the figure is nearly 73%.



Charitable Trust



Charitable Trust Stabilization Grants

The Charitable Trust Stabilization Fund was created in 2007 to help small non-profits across Illinois. Money for the fund comes from the filing fees not-for-profit organizations pay to incorporate with the State of Illinois. The program is funded by non-profits and exists to support non-profits. The program is intended to help small non-profits with annual budgets of \$1 million or less and special attention is given to applicants located in areas where pervasive poverty, unemployment, and economic distress exists.

Since Treasurer Frerichs established the program in 2017, Charitable Trust has issued 211 grants totaling \$4.2 million in grant awards to 183 organizations across Illinois. These funds have been used to provide meals, groceries, shelter, housing, counseling, workforce readiness, resume preparation, job interview coaching, apprenticeship programs, ESL classes, and

countless other programs administered by quality charitable organizations working to improve the lives of people across our great state.

Fall 2022 Grantees
 Total Applicants: 74
 Total Grantees: 9
 Total Grant Awards: \$175,000
 Average Award Size: \$19,444.44

Spring 2023 Grantees
 Total Applicants: 75
 Total Grantees: 10
 Total Grant Awards: \$182,241
 Average Award Size: \$18,240

For more information, visit www.illinoistreasurer.gov and click on **Charitable Trust**.

MONEY MINDED *illinois*



Financial Literacy and Education

Financial literacy and education remains central to the mission of the State Treasurer’s Office. The Office has launched the following programs to help combat the lack of personal finance skills that is so staggering in society today.

Money Minded Illinois

In 2018, we launched Money Minded Illinois, a financial literacy program that is entirely free to all teachers and school districts in the State of Illinois. We partnered with Econ Illinois (a nonprofit that specialized in economic education for over 50 years) to develop and write a financial literacy curriculum.

The curriculum is designed for grades 1-8, incorporates reading, writing, math, and inquiry skills along with financial concepts, and is aligned to meet state standards. The materials are designed to help teachers implement the standards in their classrooms.

By using the curriculum, teachers can cover several standards at once and have the flexibility of choosing to teach each part of a lesson for their grade level or pick a few activities they think their students may enjoy. The curriculum is available both online and in print and can be accessed at www.moneymindedillinois.com.

Illinois Financial Wellness Hub

As part of an initiative by the National Association of State Treasurers (NAST), our Office was one of 24 government agencies to be awarded a grant to establish a new state employee financial wellness program. In 2020, we launched the Illinois Financial Wellness Hub, a financial wellness pilot program dedicated to improving the personal finances of State of Illinois employees, retirees, and their family members.

To deliver the program, we partnered with Central Management Services (CMS), the administrator of the State's Deferred Compensation Plan, and the UIC Center for Economic Education (a research center that provides financial literacy and education to families, teachers, and community organizations).

The online hub offers on demand tools and resources including articles, videos, webinars, and access to certified finance coaches. The program is powered by Enrich, a financial education software company that is used by more than 20,000 employers and 300 financial institutions.



Investment Policies

The Office of the Illinois Treasurer is responsible for the creation, revision, implementation, and publication of various investment policies, each relevant to a particular investment program under the purview of the Treasurer.

These policies reflect statutory requirements as well as the policy and programmatic objectives of the Office of the Illinois Treasurer.

As such, they provide an appropriate set of guidelines and procedures for the operation of state investment programs with regard to investment objectives, investment parameters, administrative responsibilities, contractual needs, and reporting requirements.

[Click here to view the office's investment policies.](#)



FINANCIALS

FUND	Prev Year Cash Bal	FY23 Receipts	FY23 Transfers	FY23 Disbursements	Ending Cash Balance	Warrants Outstanding	Available Balance
GENERAL REVENUE	210,315,112.71	40,499,809,285.85	-6,395,599,658.55	33,018,707,855.92	1,295,816,884.09	-184,312,730.96	1,111,504,153.13
GR - CS SPECIAL ACCT	83,879,683.13	2,758,841,969.34	-2,644,133,296.33	0.00	198,588,356.14	0.00	198,588,356.14
EDUCATION ASSISTANCE	529,558,526.19	2,306,101,796.36	151,260,191.69	2,720,700,157.61	266,220,356.63	-972,874.74	265,247,481.89
ROAD	1,451,218,352.23	4,248,490,795.97	-431,393,378.04	3,078,774,321.21	2,189,541,448.95	-11,043,475.50	2,178,497,973.45
MOTOR FUEL TAX	124,782,381.47	1,236,671,500.68	-1,104,191,855.46	133,335,253.67	123,926,773.02	-2,339,124.31	121,587,648.71
PREVENT & TREAT ALCOHOLISM & SUBSTANCE ABU	892,930.22	100,815,672.45	0.00	101,562,868.33	145,734.34	-140,316.00	5,418.34
FOOD & DRUG SAFETY	230,615.21	67,839.07	0.00	230,921.49	67,532.79	0.00	67,532.79
PENNY SEVERNS BREAST, CERVICAL AND OVARIAN	287,041.20	0.00	0.00	0.00	287,041.20	0.00	287,041.20
TEACHER CERTIFICATE FEE REVOLV	12,781,000.07	4,795,011.65	106,796.00	3,999,556.28	13,683,251.44	-46,313.35	13,636,938.09
TRANSPORTATION REGULATORY	7,391,152.79	9,101,463.36	5,500,000.00	12,961,877.89	9,030,738.26	-4,988.24	9,025,750.02
GRADE CROSSING PROTECTION	174,056,181.71	9,678.31	36,498,144.00	44,465,483.74	166,098,520.28	-809,529.24	165,288,991.04
ALZHEIMER'S AWARENESS	5,591.00	990,520.00	0.00	985,971.00	10,140.00	0.00	10,140.00
FINANCIAL INSTITUTION	7,600,957.71	6,863,769.71	-5,449,904.09	5,537,115.39	3,477,707.94	-1,350.00	3,476,357.94
GENERAL PROFESSIONS DEDICATED	15,607,922.40	13,291,324.72	-4,833,537.79	7,373,325.51	16,692,383.82	-9,458.87	16,682,924.95
ECONOMIC RESEARCH & INFO	26,323.64	0.00	0.00	1,128.00	25,195.64	0.00	25,195.64
IL DEPT OF AG LAB SERV REVOLV	93,543.77	7,170.00	0.00	0.00	100,713.77	0.00	100,713.77
GROUP HOME LOAN REVOLVING	231,766.10	73,666.57	0.00	30,000.00	275,432.67	0.00	275,432.67
LIVE & LEARN	12,034,828.09	123,509.47	20,895,880.00	22,371,460.05	10,682,757.51	-5,992,364.89	4,690,392.62
ILLINOIS NURSES FOUNDATION	21,220.00	35,760.00	0.00	25,000.00	31,980.00	0.00	31,980.00
SUPREME COURT SPECIAL PURPOSES	18,796,770.76	4,955,168.37	226.00	2,891,458.25	20,860,706.88	0.00	20,860,706.88
DRIVERS EDUCATION	3,290,137.62	14,514,461.65	-1,202.00	17,187,463.70	615,933.57	0.00	615,933.57
ILLINOIS SHERIFFS' ASSOCIATION SCHOLARSHIP & T	8,523.00	5,816.00	0.00	5,000.00	9,339.00	0.00	9,339.00
ILLINOIS STATE POLICE MEMORIAL PARK	9,098.00	435,984.67	0.00	434,981.67	10,101.00	0.00	10,101.00
ACCESS TO JUSTICE	47,282.03	937,991.36	0.00	969,000.00	16,273.39	0.00	16,273.39
IL VETERANS' REHABILITATION	342,088.10	55,492.27	4,713,338.00	4,301,541.09	809,377.28	-499.50	808,877.78
STATE BOATING ACT	913,350.37	6,192,121.27	4,898,500.00	6,540,273.15	5,463,698.49	-27,371.00	5,436,327.49
STATE PARKS	1,517,806.97	11,811,530.31	-86,000.00	8,997,709.27	4,245,628.01	-57,190.66	4,188,437.35
WILDLIFE & FISH	23,520,488.10	71,217,432.49	-531,100.00	72,176,154.28	22,030,666.31	-397,594.99	21,633,071.32
SALMON	329,148.89	331,161.53	-655.00	268,244.60	391,410.82	0.00	391,410.82
MILITARY AFFAIRS TRUST	346,643.93	85,799.75	250.00	130,425.69	302,267.99	-589.90	301,678.09
LOBBYIST REGISTRATION ADMIN	3,270,488.47	1,614,900.00	-5,100.00	987,908.08	3,892,380.39	0.00	3,892,380.39
AGRICULTURAL PREMIUM	2,908,859.98	1,581,561.54	23,683,042.13	27,416,330.33	757,133.32	-50,410.50	706,722.82
AERONAUTICS	922,002.43	814,427.38	0.00	727.37	1,735,702.44	0.00	1,735,702.44
FIRE PREVENTION	36,866,193.91	48,394,231.94	-190,060.85	41,307,076.20	43,763,288.80	-64,857.29	43,698,431.51
RURAL/DOWNSTATE HEALTH ACCESS	419,778.29	96,000.00	-200.00	49,373.16	466,205.13	0.00	466,205.13
MENTAL HEALTH	34,561,366.61	27,180,402.51	-4,497,970.31	24,865,977.04	32,377,821.77	-234,491.75	32,143,330.02
AMUSEMENT RIDE & PATRON SAFETY	329,835.87	285,310.00	-1,200.00	335,001.41	278,944.46	-123.81	278,820.65
FEDERAL TITLE III SOCIAL SECURITY & EMPLOYMEN	103,322,048.43	254,670,760.11	9,578,019.06	281,544,982.43	86,025,845.17	-133,310.10	85,892,535.07
STATE PENSIONS	43,445,127.47	935.16	235,907,092.00	231,439,507.18	47,913,647.45	-66,456.81	47,847,190.64
FEDERAL UNEMPLOYMENT COMPENSATION SPECIA	16,636,447.47	73,442,498.30	-10,000,000.00	58,574,327.38	21,504,618.39	0.00	21,504,618.39
IL STATE PHARMACY DISCIPLINARY	4,447,419.10	1,514,748.44	-1,204,807.76	1,795,062.47	2,962,297.31	-188.05	2,962,109.26
PUBLIC UTILITY	12,302,121.34	25,961,797.30	3,116,750.00	34,146,721.71	7,233,946.93	-144,239.08	7,089,707.85
ALZHEIMER'S DISEASE RESEARCH, CARE, AND SUPP	788,333.31	10,085.62	206,619.84	309,791.43	695,247.34	0.00	695,247.34
PUBLIC HEALTH SERVICES	68,218,721.98	372,828,500.29	-966,042.94	390,007,590.41	50,073,588.92	-6,926,546.15	43,147,042.77
FURTURE FARMERS OF AMERICA FUND	0.00	0.00	0.00	0.00	0.00	0.00	0.00
U. S. ENVIRONMENTAL PROTECTION	17,913,733.01	18,743,323.43	0.00	29,353,983.64	7,303,072.80	-492,467.81	6,810,604.99
RADIATION PROTECTION	8,302,928.75	7,832,137.43	-20,071.00	7,188,306.30	8,926,688.88	-2,824.12	8,923,864.76
HOSPITAL LICENSURE FUND	7,358,335.36	1,789,424.66	-270,872.00	602,748.36	8,274,139.66	0.00	8,274,139.66
NATURAL HERITAGE ENDOW TR	427,894.60	14,961.09	0.00	0.00	442,855.69	0.00	442,855.69
ICCB RESEARCH AND TECHNOLOGY FUND	0.00	10,000.00	0.00	1,820.00	8,180.00	0.00	8,180.00
UNDERGROUND STORAGE TANK	145,553,132.33	3,558,581.24	-24,013,510.00	32,567,254.69	92,530,948.88	-943,236.54	91,587,712.34
SPECIAL OLYMPICS IL & SPECIAL CHILDREN'S CHARITIES FUND	500,011.97	996,610.51	0.00	701,605.09	795,017.39	0.00	795,017.39
EPA SPEC STATE PROJ TRUST	1,810,877.62	721,695.00	-700.00	801,554.71	1,730,317.91	0.00	1,730,317.91
COMPASSIONATE USE OF MEDICAL CANNABIS	76,330,427.25	36,115,812.18	-66,224.96	8,616,649.39	103,763,365.08	-145,062.97	103,618,302.11
ILLINOIS NATIONAL GUARD BILLETING FUND	304,543.91	527,331.90	0.00	551,793.96	280,081.85	-9,958.66	270,123.19
MINES & MINERALS UIC	676,564.36	286,000.00	0.00	264,140.20	698,424.16	0.00	698,424.16
SOLID WASTE MANAGEMENT	24,490,914.04	25,240,411.71	-7,068,047.00	13,718,422.80	28,944,855.95	-30,536.75	28,914,319.20

FUND	Prev Year Cash Bal	FY23 Receipts	FY23 Transfers	FY23 Disbursements	Ending Cash Balance	Warrants Outstanding	Available Balance
VOCATIONAL REHABILITATION	29,147,112.23	140,619,504.37	310.95	135,319,649.09	34,447,278.46	-890,920.78	33,556,357.68
DISTANCE LEARNING FUND	327,564.97	124,750.00	0.00	95.80	452,219.17	0.00	452,219.17
VIOLENT CRIME WITNESS PROTECTION PROGRAM FUND	0.00	30,000,000.00	0.00	125,925.28	29,874,074.72	-50.00	29,874,024.72
COUNTY WATER COMMISSION TAX	66.16	0.00	-66.16	0.00	0.00	0.00	0.00
IL GAMING LAW ENFORCEMENT	813,393.38	1,614,373.97	-2,669.00	1,559,561.26	865,537.09	0.00	865,537.09
FOREST RESERVE	361,791.17	219,617.32	0.00	361,791.17	219,617.32	0.00	219,617.32
NON-HOME RULE MUNICIPAL ROT	44,887,440.77	223,688,152.54	0.00	219,172,872.39	49,402,720.92	-98,077.38	49,304,643.54
SUBTITLE D MANAGEMENT	5,561,765.38	2,649,376.56	-11,731.00	2,173,697.89	6,025,713.05	0.00	6,025,713.05
SPECIAL FEDERAL GRANT PROJECT	0.00	0.00	0.00	0.00	0.00	0.00	0.00
CLEAN AIR ACT PERMIT FUND	7,934,498.23	10,683,217.91	2,645,941.00	9,109,267.40	12,154,389.74	-73.36	12,154,316.38
FEDERAL CONGRESS TEACHR SCHL	30.00	60.00	0.00	90.00	0.00	0.00	0.00
IL STATE MEDICAL DISCIPLINARY	51,988,970.01	5,669,188.03	-4,282,216.62	5,408,374.93	47,967,566.49	-3,334.30	47,964,232.19
DUE PROCESS FOR YOUTH AND FAMILIES FUND	0.00	0.00	0.00	0.00	0.00	0.00	0.00
FEDERAL/STATE/LOCAL AIRPORT	742,010.69	102,428,157.21	-39,368.91	97,570,379.85	5,560,419.14	-2,141,358.79	3,419,060.35
CEMETERY CONSUMER PROTECTION	112,782.53	65,972.31	0.00	40,620.91	138,133.93	0.00	138,133.93
HOME RULE MUNI SOFT DRINK ROT	2,203,400.89	12,205,964.45	0.00	11,924,651.63	2,484,713.71	-1,259.79	2,483,453.92
DUQUOIN ST FAIR HARNESS RACING	0.00	0.00	0.00	0.00	0.00	0.00	0.00
HATE CRIMES AND BIAS INCIDENT PREVENTION AND RESPONSE	0.00	0.00	0.00	0.00	0.00	0.00	0.00
ASSISTANCE TO THE HOMELESS	1,315,875.48	40,602.00	292,110.55	90.97	1,648,497.06	0.00	1,648,497.06
GENERAL OBLIGATION BR&I	1,520,956,419.59	1,356,178,994.97	3,110,235,578.33	4,619,646,206.63	1,367,724,786.26	0.00	1,367,724,786.26
IL VETERANS' HOMES	124,552.34	489,502.95	0.00	0.00	614,055.29	0.00	614,055.29
STATE TREASURER'S ADMINISTRATIVE FUND	7,974,798.72	14,217,544.81	0.00	11,865,899.83	10,326,443.70	-22,144.55	10,304,299.15
STROKE DATA COLLECTION FUND	308,581.40	44,189.00	0.00	0.00	352,770.40	0.00	352,770.40
ACCESSIBLE ELECTRONIC INFO SER	2,368.40	0.00	0.00	0.00	2,368.40	0.00	2,368.40
GENERAL OBLIGATION BOND REBATE	0.00	0.00	0.00	0.00	0.00	0.00	0.00
CDLIS/AAMVANET/NMVTIS TRUST FUND	7,858,139.83	5,746,997.00	-1,702.00	4,217,613.14	9,385,821.69	0.00	9,385,821.69
DEVELOPMENTAL DISABILITIES AWARENESS FUND	0.00	0.00	0.00	0.00	0.00	0.00	0.00
COMPTROLLER'S AUDIT EXP REV	6,562.24	0.00	0.00	0.00	6,562.24	0.00	6,562.24
COMMUNITY HEALTH CENTER CARE	626,129.94	20,182.30	0.00	0.00	646,312.24	0.00	646,312.24
SAFE BOTTLED WATER	205,060.10	31,550.00	0.00	40,389.66	196,220.44	0.00	196,220.44
FACILITY LICENSING	3,085,326.02	2,247,178.15	-60,108.64	1,847,379.23	3,425,016.30	-622.25	3,424,394.05
FORECLOSURE PREVENTION PROGRAM GRADUATE	585,965.31	10,483.53	0.00	0.00	596,448.84	0.00	596,448.84
HOME SERVICES MEDICAID TRUST	8,686,069.66	236,558,889.79	-9,092,748.28	210,548,435.30	25,603,775.87	-742,972.61	24,860,803.26
ESTATE TAX REFUND	49,758,239.77	32,120,372.28	492.10	15,147,587.75	66,731,516.40	-204,978.00	66,526,538.40
WORKERS' COMP BENEFIT TRUST	0.00	0.00	0.00	0.00	0.00	0.00	0.00
MUNICIPAL WIRELESS SERVICE EMERGENCY	1,399,726.37	3,326,136.49	0.00	3,321,253.45	1,404,609.41	0.00	1,404,609.41
GUIDE DOGS OF AMERICA FUND	210.00	0.00	0.00	0.00	210.00	0.00	210.00
IL UNDERGROUND UTL FAC DAMAGE	68,885.00	297,885.00	0.00	91,547.50	275,222.50	0.00	275,222.50
YOUTH ALCOHOL&SUBSTANCE ABUSE	280,717.17	0.00	1,390,000.00	1,199,999.96	470,717.21	0.00	470,717.21
STATE GAMING	22,386,916.11	388,323,673.46	-227,190,410.00	161,105,663.71	22,414,515.86	-66,449.34	22,348,066.52
SCHOOL DIST EMERG FINANC ASST	1,002,277.92	0.00	0.00	0.00	1,002,277.92	0.00	1,002,277.92
COUNCIL ON DEV DISABILITIES	182,821.67	2,733,444.07	0.00	2,855,443.23	60,822.51	-184.59	60,637.92
SPEC SRVCS FOR SURVIVORS OF HUMAN TRAFFICKING	16,188.00	1,504.00	0.00	0.00	17,692.00	0.00	17,692.00
HEARTSAVER AED	2,785.19	0.00	0.00	0.00	2,785.19	0.00	2,785.19
UNIVERSITY OF IL HOSPITAL SERV	10,694,964.09	151,382,608.19	48,496,530.00	210,465,730.64	108,371.64	0.00	108,371.64
PLUGGING & RESTORATION	2,569,951.81	12,137,413.28	-762,920.00	6,474,568.41	7,469,876.68	-1,567,215.56	5,902,661.12
HOME RULE MUNICIPAL ROT	212,139,501.88	1,489,393,639.92	0.00	1,473,561,899.95	227,971,241.85	-92,694.71	227,878,547.14
HOME RULE COUNTY ROT	142,903,668.26	1,119,433,566.24	66.16	1,112,903,422.80	149,433,877.86	0.00	149,433,877.86
CAPITAL DEVELOPMENT	380,953,774.46	1,156,507,557.71	-15,822,562.06	749,999,947.14	771,638,822.97	-864,183.85	770,774,639.12
COMMUNITY DEVELOPMENTAL DISABILITY SERVICE	33,311,943.31	60,978,193.31	95,367.75	36,716,076.54	57,669,427.83	0.00	57,669,427.83

FUND	Prev Year Cash Bal	FY23 Receipts	FY23 Transfers	FY23 Disbursements	Ending Cash Balance	Warrants Outstanding	Available Balance
SCHOOL CONSTRUCTION	2,236,494.06	66,100.50	15,600,000.00	4,708,705.30	13,193,889.26	0.00	13,193,889.26
STATE BOARD OF EDUCATION SPECIAL PURPOSE T	15,969,908.55	7,245,830.50	402,230.44	8,245,138.66	15,372,830.83	-8,576.03	15,364,254.80
EXPLOSIVES REGULATORY	263,107.46	167,259.34	-2,000.00	76,189.17	352,177.63	0.00	352,177.63
AGGREGATE OPERATION REGULATORY	97,098.20	259,136.12	-4,311.00	184,952.06	166,971.26	0.00	166,971.26
COAL MINING REGULATORY	871,799.40	347,776.67	12,330.22	93,184.41	1,138,721.88	-283.08	1,138,438.80
MENTAL HEALTH REPORTING	7,204,303.72	1,956,228.86	-611.00	4,317,283.38	4,842,638.20	0.00	4,842,638.20
CAPITOL RESTORATION TRUST	1,112.76	0.00	0.00	0.00	1,112.76	0.00	1,112.76
RENTAL HOUSING SUPPORT PROGRAM	17,907,881.20	10,765,143.00	-1,539.00	19,563,584.03	9,107,901.17	0.00	9,107,901.17
REG CPA ADMIN & DISCIPLINARY	8,718,439.09	560,639.32	-411,891.02	530,326.38	8,336,861.01	-700.00	8,336,161.01
STATE CRIME LABORATORY	12,026,867.35	8,588,907.86	6,657.00	7,791,084.87	12,831,347.34	-212,101.01	12,619,246.33
AGRICHEMICAL INCIDENT RESPONSE	3,480.64	121.68	0.00	0.00	3,602.32	0.00	3,602.32
EPA COURT ORDERED TRUST	6,642.31	202.53	0.00	0.00	6,844.84	0.00	6,844.84
GEN ASSEMBLY COMPUTER EQUIP	79,897.12	2.00	0.00	1,820.00	78,079.12	0.00	78,079.12
VEHICLE HIJACKING AND MOTOR VEHICLKE THEFT	21,891,942.75	37,313,479.29	102,315.00	20,581,165.56	38,726,571.48	0.00	38,726,571.48
PUBLIC-PRIVATE PARTNERSHIPS FOR TRANSPORTA	0.00	0.00	0.00	0.00	0.00	0.00	0.00
SEXUAL ASSAULT SERVICES & PREVENTION	1,118,858.89	411,857.97	0.00	251,788.25	1,278,928.61	0.00	1,278,928.61
SBE TEACHER CERTIFICATION INST	832,330.40	957,740.00	0.00	667,820.06	1,122,250.34	0.00	1,122,250.34
BUSINESS DISTRICT RETAILERS' OCCUPATION TAX	11,303,124.91	61,661,831.41	0.00	60,681,032.27	12,283,924.05	-20,621.13	12,263,302.92
HIGH SCHOOL EQUIVALENCY TESTING FUND	101,519.80	52,980.00	0.00	44,082.04	110,417.76	0.00	110,417.76
ILLINOIS HIGHER EDUCATION SAVINGS PROGRAM F	0.00	0.00	0.00	0.00	0.00	0.00	0.00
WEIGHTS & MEASURES	158,104.55	4,436,928.12	-5,181.00	4,002,599.40	587,252.27	-2,357.44	584,894.83
KOREAN WAR MEMORIAL CONSTRUCTION	1,142.00	40.00	0.00	0.00	1,182.00	0.00	1,182.00
RONALD MCDONALD HOUSE CHARITIES FUND	143,892.80	0.00	157,958.83	0.00	301,851.63	0.00	301,851.63
STATE POLICE MERIT BOARD PUBLIC SAFETY	3,418,487.06	2,061,045.48	0.00	964,427.58	4,515,104.96	-30,139.24	4,484,965.72
DIV OF CORPORATIONS REGISTERED LIMITED LIABI	1,044,707.60	581,395.00	-433,585.00	178,949.53	1,013,568.07	0.00	1,013,568.07
ILLINOIS INDEPENDENT TAX TRIBUNAL	33,840.36	57,500.00	0.00	27,312.57	64,027.79	0.00	64,027.79
CDB SPECIAL PROJECTS FUND	643,952.52	125,921.62	0.00	0.00	769,874.14	0.00	769,874.14
MECHANICS TRAINING FUND	0.00	0.00	0.00	0.00	0.00	0.00	0.00
CHILDHOOD CANCER RESEARCH	70,702.27	0.00	0.00	0.00	70,702.27	0.00	70,702.27
EMERGENCY PLANNING & TRAINING	86,745.55	61,788.30	0.00	66,348.49	82,185.36	0.00	82,185.36
IL SCHOOL ASBESTOS ABATEMENT	213,347.67	425,558.25	-5,576.89	429,903.91	203,425.12	0.00	203,425.12
SECRETARY OF STATE FED PROJ	76,693.72	614,300.00	0.00	39,753.01	651,240.71	-12.45	651,228.26
CHILDREN'S WELLNESS CHARITIES	36,232.28	0.00	0.00	0.00	36,232.28	0.00	36,232.28
INJURED WORKERS' BENEFIT	1,081,882.82	1,335,605.64	0.00	1,086,610.93	1,330,877.53	0.00	1,330,877.53
FOLDS OF HONOR FOUNDATION FUND	0.00	0.00	0.00	0.00	0.00	0.00	0.00
HOUSING FOR FAMILIES	44,932.57	0.00	0.00	0.00	44,932.57	0.00	44,932.57
DRIVER SERVICES ADMINISTRATION	7,376,476.65	2,800,066.00	-639.00	1,085,703.18	9,090,200.47	0.00	9,090,200.47
POST-TRAUMATIC STRESS DISORDER AWARENESS	330.00	20.00	0.00	0.00	350.00	0.00	350.00
ICJIA VIOLENCE PREVENTION	534,401.50	242,500.00	0.00	180,984.01	595,917.49	0.00	595,917.49
SECRETARY OF STATE SPEC LIC PL	2,669,502.01	3,198,217.65	-5,984.00	3,572,068.78	2,289,666.88	-13,952.00	2,275,714.88
STATE AND LOCAL SALES TX REFRM	147,893,658.75	658,085,533.83	-512,157,627.71	133,741,943.88	160,079,620.99	0.00	160,079,620.99
RTA OCCUP&USE TAX REPLACEMENT	0.00	0.00	64,969,707.94	64,969,707.94	0.00	0.00	0.00
COUNTY & MASS TRANSIT DISTRICT	104,954,976.45	512,617,138.61	-187,151,112.20	315,436,720.04	114,984,282.82	0.00	114,984,282.82
LOCAL GOVERNMENT TAX	437,726,413.76	2,323,397,176.52	181,481,978.00	2,455,896,759.68	486,708,808.60	-655,361.40	486,053,447.20
COUNTY OPTION MOTOR FUEL TAX	14,122,340.12	80,798,040.78	0.00	80,981,462.62	13,938,918.28	0.00	13,938,918.28
INDOOR RADON MITIGATION	54,153.37	553,655.31	0.00	607,808.68	0.00	0.00	0.00
PROFESSIONAL REGUL EVIDENCE	305.87	0.00	0.00	0.00	305.87	0.00	305.87
LOC GOVT HEALTH INSURANCE RES	3,938,449.27	37,483,627.64	-2,813.00	34,402,656.04	7,016,607.87	-139,279.48	6,877,328.39
ILLINOIS STATE MUSEUM	53,309.08	800.00	0.00	25,158.86	28,950.22	0.00	28,950.22
ILLINOIS PUBLIC TREASURER INVESTMENT POOL ADMINISTRATIVETRU	6,591,292.99	13,422,794.06	-78,000.00	8,161,530.42	11,774,556.63	-523,213.94	11,251,342.69
GEN ASSEMBLY OPERATIONS REV	22,889.48	4,170.00	569,420.00	558,040.00	38,439.48	0.00	38,439.48

FUND	Prev Year Cash Bal	FY23 Receipts	FY23 Transfers	FY23 Disbursements	Ending Cash Balance	Warrants Outstanding	Available Balance
EPILEPSY TREATMENT & EDUCATION GRANTS-IN-AID	26,356.50	0.00	0.00	0.00	26,356.50	0.00	26,356.50
DIABETES RESEARCH CHECKOFF	389,020.66	6,172.38	110,172.97	328,005.48	177,360.53	-26,797.11	150,563.42
ILLINOIS FISHERIES MANAGEMENT	1,780,048.36	1,440,193.50	0.00	2,348,281.56	871,960.30	0.00	871,960.30
DIRECT DEPOSIT ADMINISTRATION	956,395.19	9,349,610.40	0.00	9,819,844.71	486,160.88	-486,160.88	0.00
FLEXIBLE SPENDING ACCOUNT	6,446,684.64	34,574,607.73	-2,345.00	31,689,226.88	9,329,720.49	-959.15	9,328,761.34
TCHR HEALTH INSURANCE SECURITY	32,899,829.27	787,387,310.35	-31,456.00	325,497,941.15	494,757,742.47	-1,101,703.35	493,656,039.12
SOCIAL SECURITY ADMINISTRATION	2,266,562.17	176,198.07	0.00	629,379.02	1,813,381.22	-33,577.36	1,779,803.86
IL FARMER & AGRI-BUSINESS LN	8,439,791.90	254,715.85	0.00	0.00	8,694,507.75	0.00	8,694,507.75
HELP ILLINOIS VOTE	20,692,862.44	2,999,682.72	0.00	5,195,671.69	18,496,873.47	-565.68	18,496,307.79
POLLUTION CONTROL BOARD ST TR	563,025.48	475,825.79	0.00	491,710.95	547,140.32	0.00	547,140.32
CAROLYN ADAMS TICKET FOR THE CURE GRANT	4,224,018.20	882,170.07	0.00	503,935.32	4,602,252.95	0.00	4,602,252.95
STATE POLICE FIREARM SERVICES	9,493,119.76	13,405,080.47	-16,122.00	19,620,883.66	3,261,194.57	-3,152.75	3,258,041.82
ELECTRONIC NOTARIZATION FUND	0.00	159,155.00	0.00	0.00	159,155.00	0.00	159,155.00
DHS TECHNOLOGY INITIATIVE	8,147,588.34	2,631,311.88	0.00	4,298,540.44	6,480,359.78	0.00	6,480,359.78
FEDERAL FINANCING COST REIMB	14,155.00	0.00	2,971,253.00	2,973,289.00	12,119.00	0.00	12,119.00
RESPONSE CONTRACTORS INDEMNIF	0.00	0.00	0.00	0.00	0.00	0.00	0.00
BROWNFIELDS REDEVELOPMENT	2,039,193.42	1,876,083.14	0.00	1,536,579.13	2,378,697.43	0.00	2,378,697.43
CAPITAL DEVELOP BRD REVOLVING	21,991,866.30	21,629,214.01	-8,294.00	8,890,693.60	34,722,092.71	-13,038.49	34,709,054.22
ILLINOIS HEALTH CARE WORKERS BENEFIT FUND	0.00	0.00	0.00	0.00	0.00	0.00	0.00
STANDARD BRED PURSE FUND	175,670.16	749,776.36	0.00	679,300.00	246,146.52	0.00	246,146.52
PROFESSIONS INDIRECT COST	6,594,621.64	1,342,683.50	38,488,177.20	32,988,666.59	13,436,815.75	-1,280.18	13,435,535.57
COUNTY PUBLIC SAFETY ROT	31,777,166.81	170,840,260.18	0.00	168,247,746.65	34,369,680.34	0.00	34,369,680.34
DCFS CHILDREN'S SERVICES	330,515,798.77	470,300,306.80	-770,347.00	257,274,624.53	542,771,134.04	-1,817,424.89	540,953,709.15
GENERAL ASSEMBLY TECHNOLOGY FUND	0.00	0.00	2,727,397.75	449,766.49	2,277,631.26	0.00	2,277,631.26
CHICAGO STATE UNIVERSITY EDUCATION IMPROVE	410,710.73	64,861.51	2,983,782.00	3,327,668.61	131,685.63	0.00	131,685.63
IL SPORTS FACILITIES	8,858,000.00	79,873,000.00	-8,858,000.00	71,974,000.00	7,899,000.00	0.00	7,899,000.00
LEAD SERVICE LINE REPLACEMENT FUND	0.00	0.00	0.00	0.00	0.00	0.00	0.00
AUTISM RESEARCH CHECKOFF FUND	4,268.82	128.81	0.00	0.00	4,397.63	0.00	4,397.63
SPORTS FACILITIES TAX	7,193,023.31	55,859,662.02	0.00	53,257,635.37	9,795,049.96	0.00	9,795,049.96
SUPREME COURT SPEC STATE PROJ	257,837.28	250,000.00	0.00	124,416.41	383,420.87	0.00	383,420.87
OIL AND GAS RESOURCE MANAGEMENT FUND	8,901.16	0.00	0.00	0.00	8,901.16	0.00	8,901.16
PEMBROKE TOWNSHIP NATURAL GASS INVESTMENT PILOT PROGRA	0.00	0.00	0.00	0.00	0.00	0.00	0.00
STUDENT INVESTMENT ACCOUNT ADMINISTRATIVE	0.00	0.00	0.00	0.00	0.00	0.00	0.00
ILLINOIS VETERANS ASSISTANCE FUND	3,114,401.22	1,306,717.75	-2,016.00	1,190,346.37	3,228,756.60	0.00	3,228,756.60
MEDICAID FRAUD&ABUSE PREVENT	34,753.89	0.00	0.00	0.00	34,753.89	0.00	34,753.89
IL HEALTH FACILITIES PLANNING	3,408,696.57	2,756,296.52	24,612.67	1,315,977.29	4,873,628.47	-470.68	4,873,157.79
TRAINING IN THE BUILDING TRADES FUND	0.00	0.00	0.00	0.00	0.00	0.00	0.00
EMERGENCY PUBLIC HEALTH	4,178,492.05	4,073,687.79	-11,776.42	2,909,202.75	5,331,200.67	-145,269.15	5,185,931.52
TOMA CONSUMER PROTECTION	126,445.34	507,334.25	0.00	0.00	633,779.59	0.00	633,779.59
ISAC ACCOUNTS RECEIVABLE	45,172.12	43,465.21	0.00	0.00	88,637.33	0.00	88,637.33
CREDIT UNION	2,489,592.19	4,102,148.79	-1,364,635.58	3,535,636.75	1,691,468.65	-193.80	1,691,274.85
RESIDENTIAL FINANCE REGULATORY FUND	10,194,871.70	7,853,683.79	-2,328,559.25	3,548,143.39	12,171,852.85	0.00	12,171,852.85
FAIR & EXPOSITION	6,653,184.75	0.00	1,661,712.77	900,000.00	7,414,897.52	0.00	7,414,897.52
STATE POLICE VEHICLE	12,656,818.58	9,078,283.48	-3,013.00	3,376,009.76	18,356,079.30	-100,435.46	18,255,643.84
WATER WORKFORCE DEVELOPMENT FUND	0.00	0.00	0.00	0.00	0.00	0.00	0.00
SOUTH SUBURBAN AIRPORT IMPROVEMENT	0.00	0.00	0.00	0.00	0.00	0.00	0.00
WATER AND SEWER LOW-INCOME ASSISTANCE FUND	0.00	0.00	0.00	0.00	0.00	0.00	0.00
DEPT OF LABOR SPEC STATE TRUST	1,708,299.99	2,159,104.42	0.00	2,105,504.58	1,761,899.83	-167,994.81	1,593,905.02
BLUE WATER DITCH FLOOD CONTROL	0.00	0.00	0.00	0.00	0.00	0.00	0.00
ILLINOIS SECURE CHOICE ADMINISTRATIVE FUND	62,751.10	55,776.51	0.00	0.00	118,527.61	0.00	118,527.61
DEPT OF LABOR FEDERAL INDIRECT COST FUND	33,500.27	139,645.79	469.76	41,723.09	131,892.73	0.00	131,892.73
PUBLIC HEALTH WATER PERMIT	283,485.26	48,230.00	0.00	36,614.95	295,100.31	-300.00	294,800.31
AML RECLAMATION SET ASIDE	69,549,756.71	5,075,961.97	0.00	554,490.00	74,071,228.68	0.00	74,071,228.68

FUND	Prev Year Cash Bal	FY23 Receipts	FY23 Transfers	FY23 Disbursements	Ending Cash Balance	Warrants Outstanding	Available Balance
NURSING DEDICATED & PROFESSNL	25,609,172.40	1,823,736.50	-2,453,353.72	4,285,916.29	20,693,638.89	-238,345.35	20,455,293.54
OPTOMETRIC LICENSING & DISCIPLINARY BOARD	2,281,171.06	110,570.10	-95,892.12	222,310.43	2,073,538.61	-1,000.00	2,072,538.61
FISH & WILDLIFE ENDOWMENT	3,056,612.49	340,042.51	0.00	0.00	3,396,655.00	0.00	3,396,655.00
UNDERGROUND RESOURCE CONSERV	2,198,848.81	850,895.18	731,889.78	1,544,824.73	2,236,809.04	0.00	2,236,809.04
MANDATORY ARBITRATION	25,180,189.15	3,652,892.79	49,715.00	3,717,150.79	25,165,646.15	-76,649.36	25,088,996.79
PRIVATE VEHICLE USE HOME RULE FUND	6,241,546.14	11,355,095.21	0.00	13,621,761.69	3,974,879.66	0.00	3,974,879.66
DEPARTMENT OF JUVENILE JUSTICE REIMBURSEMENT AND EDUC	0.00	0.00	0.00	0.00	0.00	0.00	0.00
STATE RAIL FREIGHT LOAN REPAY	11,475,924.10	877,595.37	0.00	0.00	12,353,519.47	0.00	12,353,519.47
DIVISION OF REAL ESTATE GENERAL FUND	0.00	0.00	0.00	0.00	0.00	0.00	0.00
100 CLUB OF ILLINOIS FUND	0.00	0.00	27,975.09	0.00	27,975.09	0.00	27,975.09
SUPREME COURT FEDERAL PROJECTS	125,380.00	979,787.09	0.00	1,104,217.09	950.00	0.00	950.00
WATER REVOLVING	408,924,086.18	394,817,075.98	-555,900.00	433,067,254.18	370,118,007.98	-999,361.64	369,118,646.34
IL RACING BOARD CHARITY	757,417.93	9,775.47	0.00	750,000.00	17,193.40	0.00	17,193.40
LASALLE VETERANS HOME	9,963,041.27	7,350,162.50	178,167.50	715,666.51	16,775,704.76	-583.06	16,775,121.70
ANNA VETERANS HOME	3,225,115.87	2,943,224.81	-240,104.50	549,914.95	5,378,321.23	-2,362.24	5,375,958.99
DRUNK&DRUGGED DRIVING PREVENT	762,849.04	1,295,380.00	-10,900.00	993,438.06	1,053,890.98	-5,435.00	1,048,455.98
POLLUTION CONTROL BOARD	33,730.24	675.00	0.00	31.00	34,374.24	0.00	34,374.24
INCOME TAX REFUND	2,792,510,665.06	4,493,171,558.99	-1,790,220,365.12	4,668,623,303.95	826,839,354.98	-160,933,218.34	665,906,136.64
METHAMPHETAMINE LAW ENFORCEMENT FUND	401,342.76	13,366.19	0.00	0.00	414,708.95	0.00	414,708.95
HOSPITAL BASIC SERVICES PRESERVATION FUND	458,333.30	183,333.32	-549,999.96	0.00	91,666.66	0.00	91,666.66
LONG TERM CARE MONITOR/RECEIVE	10,890,082.05	23,705,406.10	8,830,965.33	25,903,745.27	17,522,708.21	-12,787.48	17,509,920.73
IL AFFORDABLE HOUSING TRUST	184,809,578.71	74,121,833.48	284,256,313.43	460,695,055.81	82,492,669.81	-6,316,136.68	76,176,533.13
HOME CARE SERVICES AGENCY LICENSURE FUND	941,893.62	1,638,625.00	275.00	936,412.13	1,644,381.49	0.00	1,644,381.49
COMMUNITY WATER SUPPLY LABORATORY	944,904.64	879,652.67	-5,137.00	699,901.87	1,119,518.44	-2,266.00	1,117,252.44
MOTOR FUEL & PETROLEUM STRDS	99,778.67	6,800.00	0.00	139.00	106,439.67	0.00	106,439.67
FERTILIZER CONTROL	1,955,255.12	1,846,888.88	-1,459.00	919,680.53	2,881,004.47	-850.67	2,880,153.80
REGULATORY	323,394.05	93,627.12	0.00	13,587.92	403,433.25	0.00	403,433.25
SECURITIES INVESTORS EDUCATION	1,409,362.42	377,358.48	-400.00	193,624.72	1,592,696.18	0.00	1,592,696.18
STATE FURBEARER	793,188.72	95,413.87	27,211.10	54,112.29	861,701.40	0.00	861,701.40
USED TIRE MANAGEMENT	8,034,617.06	15,613,630.41	-6,700,748.25	8,901,202.29	8,046,296.93	-288.70	8,046,008.23
SECRETARY OF STATE INTERAGENCY	201,777.31	0.00	-1,268.00	1,074.50	199,434.81	0.00	199,434.81
IL EXECUTIVE MANSION TRUST	69,905.27	3,587.50	0.00	0.00	73,492.77	0.00	73,492.77
GUARDIANSHIP & ADVOCACY	1,785,426.22	1,704,339.13	0.00	2,020,527.89	1,469,237.46	-7,884.15	1,461,353.31
NATURAL AREAS ACQUISITION	24,762,881.80	14,131,537.31	-100,300.00	10,734,492.41	28,059,626.70	-23,540.26	28,036,086.44
OPEN SPACE LANDS ACQUIS&DEVEL	157,278,876.07	32,897,991.80	-67,384.00	21,317,056.42	168,792,427.45	0.00	168,792,427.45
FIRST RESPONDER BEHAVIORAL HEALTH GRANT FUND	0.00	10,000,000.00	0.00	0.00	10,000,000.00	0.00	10,000,000.00
WORKING CAPITAL REVOLVING	8,220,415.00	810.00	-18,120.00	37,373.71	8,165,731.29	0.00	8,165,731.29
STATE GARAGE REVOLVING	35,900,945.50	55,333,631.08	-285,003.00	58,710,678.08	32,238,895.50	-212,980.83	32,025,914.67
TECHNOLOGY MANAGEMENT REVOLVING FUND	37,532,190.00	650,839,737.73	11,125,396.36	684,498,593.08	14,998,731.01	-250,116.52	14,748,614.49
PAPER & PRINTING REVOLVING	0.00	0.00	0.00	0.00	0.00	0.00	0.00
AIR TRANSPORTATION REVOLVING	790,649.22	0.00	0.00	89.80	790,559.42	0.00	790,559.42
TAX RECOVERY	1,954,697.23	1,549,273.72	0.00	1,770,926.26	1,733,044.69	-1,033.31	1,732,011.38
ILLINOIS PRODUCTION WORKFORCE FUND	0.00	0.00	0.00	0.00	0.00	0.00	0.00
FACILITIES MANAGEMENT REVOLV	59,007,181.26	282,738,700.13	-1,414,564.39	280,271,108.20	60,060,208.80	-2,576,762.91	57,483,445.89
PROFESSIONAL SERVICES	42,960,919.28	977,041.55	30,576,170.52	42,589,723.07	31,924,408.28	-40,798.22	31,883,610.06
ICJIA VIOLENCE PREVENTION SPECIAL PROJECTS FUND	213,058.40	0.00	0.00	116,205.48	96,852.92	0.00	96,852.92
PENSION STABILIZATION FUND	0.00	0.00	400,000,000.00	400,000,000.00	0.00	0.00	0.00
SOUTH SUBURBAN BROWNFIELDS REDEVELOPMEN	0.00	0.00	0.00	0.00	0.00	0.00	0.00
FAMILY RESPONSIBILITY	357,776.47	181,920.00	0.00	135,499.45	404,197.02	0.00	404,197.02
MOTOR VEHICLE REVIEW BOARD	241,294.10	266,776.25	-1,500.00	222,302.26	284,268.09	0.00	284,268.09
STATE CORONAVIRUS URGENT REMEDIATION EMERGENCY FUND	3,287,954,933.07	292,963,539.93	-1,289,079,584.66	1,082,268,418.21	1,209,570,470.13	-5,233,009.03	1,204,337,461.10
LOCAL CORONAVIRUS URGENT REMEDIATION EMERGENCY FUND	10,233,565.99	371,089,695.50	-10,211,270.23	371,075,995.26	35,996.00	-35,996.00	0.00

FUND	Prev Year Cash Bal	FY23 Receipts	FY23 Transfers	FY23 Disbursements	Ending Cash Balance	Warrants Outstanding	Available Balance
AFRICAN-AMERICAN HIV/AIDS RESPONSE FUND	4,759,806.94	0.00	0.00	1,162,307.40	3,597,499.54	-45,054.18	3,552,445.36
TATTOO AND BODY PIERCING ESTABLISHMENT REG	1,413,341.84	603,800.00	71.00	493,915.24	1,523,297.60	-7,762.50	1,515,535.10
COUNTY PROVIDER TRUST	8,236,860.83	2,946,643,233.37	0.00	2,940,890,968.72	13,989,125.48	0.00	13,989,125.48
TREASURER'S RENTAL FEE	48,373.00	0.00	0.00	0.00	48,373.00	0.00	48,373.00
WORKERS' COMPENSATION REVOLVING	61,798,733.75	4,649,511.73	76,312,800.00	111,870,463.98	30,890,581.50	0.00	30,890,581.50
FEDERAL SUPPORT AGREEMENT REV	3,460,753.06	24,612,040.73	0.00	24,629,369.96	3,443,423.83	-63,659.80	3,379,764.03
AMBULANCE REVOLVING LOAN FUND	10,182.78	348,548.18	0.00	356,916.12	1,814.84	0.00	1,814.84
CRIMINAL JUSTICE INFORMATION PROJECTS	84,853,437.32	2,020,114.65	61,693,850.71	58,556,276.14	90,011,126.54	-753,137.94	89,257,988.60
ENVIRONMENTAL LAB CERTIFICAT	253,430.69	423,747.37	-1,900.00	331,256.22	344,021.84	0.00	344,021.84
MPEA TRUST	46,358,308.38	174,440,374.23	0.00	178,563,268.26	42,235,414.35	0.00	42,235,414.35
FEDERAL HOME INVESTMENT TRUST	5,263.00	0.00	0.00	0.00	5,263.00	-5,263.00	0.00
IL COMM COLL BRD CONTRCT & GRT	5,134,836.49	16,422,450.87	-5,596.58	20,380,273.97	1,171,416.81	-1,282.04	1,170,134.77
PUBLIC HEALTH LAB SERVS REV	1,225,147.50	1,798,301.46	-393,359.33	1,134,233.68	1,495,855.95	0.00	1,495,855.95
PROVIDER INQUIRY TRUST	200,192.32	70,973.68	0.00	0.00	271,166.00	0.00	271,166.00
AUDIT EXPENSE	41,172,425.01	3,522,240.36	44,882,833.00	27,623,523.51	61,953,974.86	-21,009.45	61,932,965.41
FEDERAL NATNL COMM SERVICES	333,289.30	4,087,760.85	-565,701.02	3,853,981.28	1,367.85	0.00	1,367.85
CARE PROV FOR PERSONS WITH DD	18,400,648.63	53,647,148.51	-5,706.00	44,991,535.64	27,050,555.50	0.00	27,050,555.50
LONG TERM CARE PROVIDER	35,346,642.34	754,349,469.36	9,994,173.00	671,880,055.85	127,810,228.85	-535,249.84	127,274,979.01
HOSPITAL PROVIDER	274,867,941.62	4,749,360,330.04	-415,060,024.00	4,418,484,699.11	190,683,548.55	-21,686.13	190,661,862.42
EMPLOYMENT & TRAINING	97,313,880.27	1,613,875,500.36	0.00	1,562,698,558.08	148,490,822.55	-9,839,167.32	138,651,655.23
ELECTIONS SPECIAL PROJECTS	0.00	0.00	0.00	0.00	0.00	0.00	0.00
IMAGINATION LIBRARY OF ILLINOIS	0.00	0.00	0.00	0.00	0.00	0.00	0.00
ICCB FEDERAL TRUST	1,094,831.19	307,947.08	-5,366.42	259,477.98	1,137,933.87	0.00	1,137,933.87
FREEDOM SCHOOLS	17,000,000.00	0.00	0.00	6,741,987.00	10,258,013.00	-39,936.00	10,218,077.00
STATE PHEASANT	4,688,823.85	500,520.88	142,038.90	241,007.60	5,090,376.03	0.00	5,090,376.03
LOAN GUARANTEE ADMINISTRATIVE TRUST FUND	0.00	0.00	0.00	0.00	0.00	0.00	0.00
SPECIAL ED MEDICAID MATCHING	9,418,958.87	216,387,347.00	-2,773.00	212,888,795.66	12,914,737.21	-12,914,735.97	1.24
LAW ENFORCEMENT CAMERA GRANT FUND	2,376,161.48	31,384,037.22	0.00	807,830.06	32,952,368.64	0.00	32,952,368.64
CHILD LABOR ENFORCEMENT	1,419,849.82	808,585.00	-1,800.00	552,527.68	1,674,107.14	-844.97	1,673,262.17
ILLINOIS ABLE ACCOUNTS ADMINISTRATIVE FUND	21,690.38	30,740.85	0.00	0.00	52,431.23	0.00	52,431.23
IMSA SPECIAL PURPOSES TRUST	111,887.91	610,127.78	847.31	566,063.16	156,799.84	-16,766.63	140,033.21
LEAD POISONING SCREENING, PREVENTION, AND A	6,264,417.61	11,475,202.93	-35,462.16	9,370,566.74	8,333,591.64	-316,321.28	8,017,270.36
SECURITIES AUDIT & ENFORCEMENT	16,081,107.90	13,035,632.71	-4,034,924.00	5,763,181.19	19,318,635.42	-1,761.06	19,316,874.36
DEPT OF BUSINESS SERV SP OPS	7,792,304.59	18,858,694.00	-6,787,636.00	11,455,640.91	8,407,721.68	-903.16	8,406,818.52
ILLINOIS TELECOMMUNICATIONS ACCESS CORPORATION FUND	19,777.08	240,491.73	0.00	240,968.45	19,300.36	-19,300.36	0.00
HEALTH&HUMAN SERV MEDICAID TR	22,611,786.92	23,792,159.18	19,993,866.00	3,604,246.33	62,793,565.77	-45,792.06	62,747,773.71
PRISONER REVIEW BOARD VEHICLE AND EQUIPMEN	153,079.15	69,116.63	0.00	47,228.64	174,967.14	-29.28	174,937.86
CAPITAL FACILITY AND TECHNOLOGY MODERNIZATION	4,300,000.00	0.00	0.00	0.00	4,300,000.00	0.00	4,300,000.00
DRUG TREATMENT	9,888,511.99	4,205,492.24	4,931,137.07	5,562,337.35	13,462,803.95	0.00	13,462,803.95
FEED CONTROL	3,396,188.80	2,660,471.21	-17,644.00	1,817,685.40	4,221,330.61	-1,974.00	4,219,356.61
TANNING FACILITY PERMIT	109,619.25	97,653.00	-100.00	162,340.37	44,831.88	-2,800.00	42,031.88
EQUITY IN LONG-TERM CARE QUALITY	15,090,535.99	2,800,645.61	0.00	0.00	17,891,181.60	0.00	17,891,181.60
PLUMBING LICENSURE & PROGRAM	2,004,926.78	2,533,155.34	-19,343.81	3,073,329.75	1,445,408.56	0.00	1,445,408.56
STATE TREASURER'S BANK SERVICE	2,729,673.24	0.00	24,300,222.00	8,986,244.32	18,043,650.92	-180,875.36	17,862,775.56
SECRETARY OF STATE EVIDENCE	77,768.54	0.00	0.00	0.00	77,768.54	0.00	77,768.54
NATURAL HERITAGE	60,555.14	0.00	0.00	0.00	60,555.14	0.00	60,555.14
MCCORMICK PLACE EXPANSION PROJ	0.01	211,934,585.08	-18,111,395.36	193,823,189.72	0.01	0.00	0.01
INSURANCE PREMIUM TAX REFUND	13,483.14	4,616,735.00	-23,121.00	1,408,623.42	3,198,473.72	0.00	3,198,473.72
CORPORATE FRANCHISE TAX REFUND	2,501,148.14	3,639,767.53	-4,000,000.00	204,491.09	1,936,424.58	-2,210.00	1,934,214.58
TAX COMPLIANCE & ADMIN	31,764,153.74	91,807,553.44	-182,459.00	75,647,551.04	47,741,697.14	-283,289.38	47,458,407.76
BOARD OF HIGHER EDUCATION STATE CONTRACTS AND GRANTS FU	0.00	896,429.36	0.00	608,974.35	287,455.01	0.00	287,455.01
APPRAISAL ADMINISTRATION	2,358,735.22	950,428.29	-1,912,013.50	556,031.85	841,118.16	0.00	841,118.16
SMALL BUS ENVIRONMENTAL ASSIST	99,029.80	315,156.21	-700.00	238,161.24	175,324.77	0.00	175,324.77
REGUL EVAL & BASIC ENFORCEMENT	161,379.32	41,500.00	0.00	71,638.28	131,241.04	0.00	131,241.04

FUND	Prev Year Cash Bal	FY23 Receipts	FY23 Transfers	FY23 Disbursements	Ending Cash Balance	Warrants Outstanding	Available Balance
SEXUAL ASSAULT SERVICES	362,582.04	173,869.29	0.00	0.00	536,451.33	0.00	536,451.33
IL HABITAT ENDOWMENT TRUST	12,680,587.51	443,369.72	0.00	0.00	13,123,957.23	0.00	13,123,957.23
IL HABITAT	6,067,393.67	1,122,760.69	-169,250.00	1,249,989.68	5,770,914.68	-44,000.00	5,726,914.68
EQUAL PAY REGISTRATION FUND	24,150.00	123,950.00	0.00	0.00	148,100.00	0.00	148,100.00
SICKLE CELL CHRONIC DISEASE	0.00	1,000,000.00	0.00	0.00	1,000,000.00	0.00	1,000,000.00
GAINING EARLY AWARENESS AND READINESS FOR	1,263.30	7.78	0.00	1,266.18	4.90	0.00	4.90
SENIOR HEALTH INSURANCE PROG	119,595.93	1,384,303.82	0.00	1,434,751.71	69,148.04	0.00	69,148.04
TRAUMA CENTER	2,498,072.46	2,636,409.63	-4,520.00	2,242,500.34	2,887,461.75	0.00	2,887,461.75
EMS ASSISTANCE	786,597.88	629,061.13	125.00	261,040.62	1,154,743.39	-10,527.80	1,144,215.59
AUTISM CARE FUND	39,260.40	0.00	0.00	0.00	39,260.40	0.00	39,260.40
PROTEST	15,004,770.76	14,796,998.51	-43,652.04	366,483.00	29,391,634.23	0.00	29,391,634.23
ILLINOIS BROADBAND ADOPTION FUND	0.00	0.00	0.00	0.00	0.00	0.00	0.00
DEAF AND HARD OF HEARING SPECIAL PROJECTS F	37,806.93	65,150.00	0.00	79,650.00	23,306.93	0.00	23,306.93
COMPREHENSIVE REGIONAL PLANNING FUND	0.00	0.00	0.00	0.00	0.00	0.00	0.00
GRANT ACCOUNTABILITY AND TRANSPARENCY FUND	3,763,594.74	3,086,875.51	495,900.00	3,646,140.61	3,700,229.64	0.00	3,700,229.64
DHS SPECIAL PURPOSE TRUST	70,439,866.22	98,555,822.85	10,426,214.33	102,921,872.62	76,500,030.78	-1,956,449.09	74,543,581.69
GEORGE BAILEY MEMORIAL FUND	140,166.45	434.95	0.00	0.00	140,601.40	0.00	140,601.40
SBE FEDERAL DEPT OF AGRI	5,654,736.59	1,005,302,186.49	0.00	1,009,960,274.19	996,648.89	-424,972.22	571,676.67
CORONAVIRUS URGENT REMEDIATION EMERGENCY BORROWING F	0.00	0.00	0.00	0.00	0.00	0.00	0.00
COMMON SCHOOL	2,218,211.12	114,554,535.38	9,269,987,809.46	9,315,643,154.48	71,117,401.48	0.00	71,117,401.48
MOTOR FUEL TAX-COUNTIES	0.00	0.00	180,552,101.53	180,552,101.53	0.00	0.00	0.00
MOTOR FUEL TAX-MUNICIPALITIES	56,017.12	0.00	253,216,457.71	253,195,562.01	76,912.82	-76,912.82	0.00
MOTOR FUEL TAX-TOWN & ROAD DIS	0.00	0.00	81,947,240.60	81,947,240.60	0.00	0.00	0.00
STATE COLLEGE & UNIV TRUST	159,754.57	248,400.00	0.00	234,916.00	173,238.57	0.00	173,238.57
UNIVERSITY GRANT	113,536.00	92,475.00	0.00	93,900.00	112,111.00	-9,175.00	102,936.00
DCEO PROJECTS FUND	14,817,066.36	3,514,928.36	0.00	15,762,314.66	2,569,680.06	0.00	2,569,680.06
PUBLIC AID RECOVERIES TRUST	718,415,999.49	2,321,731,372.92	-934,493,962.15	1,769,761,443.05	335,891,967.21	-6,965,483.68	328,926,483.53
ELECTRIC VEHICLE REBATE FUND	17,909,043.51	2,032,173.00	0.00	19,576,356.57	364,859.94	-157,351.60	207,508.34
MANAGED CARE OVERSIGHT FUND	0.00	0.00	0.00	0.00	0.00	0.00	0.00
ILLINOIS POWER AGENCY TRUST FUND	100,000.00	14,697.14	-16,747.00	83,317.44	14,632.70	0.00	14,632.70
ILLINOIS POWER AGENCY OPERATIONS	5,187,554.44	16,723,461.66	3,958,771.00	18,971,340.80	6,898,446.30	-126,825.00	6,771,621.30
COAL TO SOLAR AND ENERGY STORAGE INITIATIVE FUND	0.00	0.00	0.00	0.00	0.00	0.00	0.00
ENERGY TRANSITION ASSISTANCE FUND	22,733,232.05	90,620,234.15	-9,755,000.00	3,033,027.13	100,565,439.07	-92,364.20	100,473,074.87
SUPREME COURT HISTORIC PRESERVATION FUND	1,489,191.21	975,799.61	0.00	1,199,976.48	1,265,014.34	-923.48	1,264,090.86
MULTIPLE SCLEROSIS RESEARCH	3,215,282.45	1,119,993.91	65.00	632,734.27	3,702,607.09	0.00	3,702,607.09
LIVESTOCK MGMT FACILITIES	6,372.51	15,630.00	0.00	5,000.00	17,002.51	0.00	17,002.51
SECOND INJURY	687,605.85	845,147.53	0.00	812,851.43	719,901.95	-8,223.24	711,678.71
ORGANIZED RETAIL CRIME ENFORCEMENT FUND	0.00	0.00	0.00	0.00	0.00	0.00	0.00
FEDERAL HIGH SPEED RAIL TRUST	12,362,905.07	1,707,845.59	-1,264.00	5,309,978.14	8,759,508.52	0.00	8,759,508.52
COURT OF CLAIMS ADMIN & GRANT	0.03	79,757.20	0.00	79,757.23	0.00	0.00	0.00
CHARITABLE TRUST STABILIZATION FUND	891,312.13	528,094.02	0.00	459,952.95	959,453.20	0.00	959,453.20
SAFETY RESPONSIBILITY	3,508,575.88	1,217,978.80	-258,451.94	580,204.05	3,887,898.69	-29,437.89	3,858,460.80
QUALITY OF LIFE ENDOWMENT FUND	2,288,923.04	1,078,333.45	0.00	619,660.10	2,747,596.39	-15,756.86	2,731,839.53
IL STATE FAIR	5,594,639.32	7,542,421.81	-7,621.00	6,788,649.28	6,340,790.85	-14,113.70	6,326,677.15
FEDERAL AGRICULTURAL MARKETING SERVICE	48,242.75	30,000.00	21,973.00	28,257.30	71,958.45	0.00	71,958.45
AGRICULTURAL MASTER	1,049,394.46	1,210,602.30	-13,983.00	866,649.61	1,379,364.15	0.00	1,379,364.15
PUBLIC DEFENDER FUND	0.00	10,000,000.00	0.00	0.00	10,000,000.00	0.00	10,000,000.00
FLOOD CONTROL LAND LEASE	34,887.71	537,187.05	0.00	535,529.15	36,545.61	0.00	36,545.61
SEX OFFENDER INVESTIGATION	41,848.27	0.00	0.00	0.00	41,848.27	0.00	41,848.27
EMPLOYEE CALSSSIFICATION	103,563.30	82,620.00	0.00	26,853.27	159,330.03	0.00	159,330.03
GI EDUCATION	1,299,312.14	1,546,130.55	0.00	1,450,110.14	1,395,332.55	-138.90	1,395,193.65
MEDICAID TECHNICAL ASSISTANCE CENTER	0.00	502,165.05	0.00	0.00	502,165.05	0.00	502,165.05
INTERPRETERS FOR THE DEAF	695,281.20	210,460.40	0.00	49,819.44	855,922.16	0.00	855,922.16

FUND	Prev Year Cash Bal	FY23 Receipts	FY23 Transfers	FY23 Disbursements	Ending Cash Balance	Warrants Outstanding	Available Balance
ILLINOIS STATE TOLL HIGHWAY CONSTRUCTION	0.00	0.00	0.00	0.00	0.00	0.00	0.00
INDIGENT BAID	89,046.53	196,761.14	0.00	241,308.58	44,499.09	-1,617.39	42,881.70
IL TOURISM TAX	3,525,547.59	28,243,494.70	0.00	26,931,361.42	4,837,680.87	-28,815.82	4,808,865.05
MONITORING DEVICE DRIVING PERMIT ADMINISTRATION	3,976,879.86	791,730.26	-617.00	1,645,788.77	3,122,204.35	-15.00	3,122,189.35
ROTARY CLUB	8,532.00	3,719.00	0.00	4,000.00	8,251.00	0.00	8,251.00
ILLINOIS STATE TOLL HIGHWAY AUTHORITY FUND	808,192,430.00	2,156,654,762.18	-488,865.00	1,905,299,852.65	1,059,058,474.53	-446,105.49	1,058,612,369.04
GROUP INSURANCE PREMIUM	9,351,931.85	89,197,699.28	-7,271.00	84,189,754.48	14,352,605.65	-7,249,656.22	7,102,949.43
AUTISM AWARENESS	22,750.00	22,525.00	0.00	21,000.00	24,275.00	0.00	24,275.00
OVARIAN CANCER AWARENESS	4,011.00	12,207.00	0.00	12,480.00	3,738.00	0.00	3,738.00
PAYROLL CONSOLIDATION	124,460,656.37	6,247,233,626.56	0.00	6,241,382,539.42	130,311,743.51	-130,311,743.51	0.00
PARITY ADVANCEMENT FUND	5,497,565.49	557,501.10	0.00	1,200,000.00	4,855,066.59	0.00	4,855,066.59
COMMERCIAL CONSOLIDATION	1,458,672,636.05	92,372,620,922.23	0.00	92,044,775,756.85	1,786,517,801.43		0.00
ILL. PROFESSIONAL GOLFERS ASSOC. FOUNDATION	53,581.00	51,546.00	0.00	55,000.00	50,127.00	0.00	50,127.00
BOY SCOUT AND GIRL SCOUT	19,650.00	18,025.00	0.00	18,850.00	18,825.00	0.00	18,825.00
LAND & WATER RECREATION	1,886,807.33	1,051,950.00	0.00	1,857,463.23	1,081,294.10	0.00	1,081,294.10
AGRICULTURE IN THE CLASSROOM	67,000.00	150,800.00	0.00	140,000.00	77,800.00	0.00	77,800.00
SHEET METAL WORKERS INTERNATIONAL ASSOCIATION	15,268.00	3,314.00	0.00	6,000.00	12,582.00	0.00	12,582.00
AUTOIMMUNE DISEASE RESEARCH	48,448.08	1,459.27	0.00	0.00	49,907.35	0.00	49,907.35
LIBRARY SERVICES	222,163.13	8,357,813.82	0.00	8,528,028.30	51,948.65	-16,855.06	35,093.59
STATE LIBRARY	24,266.18	6,098.16	0.00	3,344.32	27,020.02	0.00	27,020.02
TEACHERS RETIREMENT SYSTEM	626,296,823.76	8,100,699,617.98	-264,526.00	8,069,528,571.90	657,203,343.84	-655,093,873.22	2,109,470.62
WHOLE SOME MEAT	1,328,397.12	8,406,545.74	47,467.14	7,232,427.45	2,549,982.55	-13,237.91	2,536,744.64
JUDGES RETIREMENT SYSTEM	17,843,945.19	193,581,900.59	-33,323.00	192,857,654.24	18,534,868.54	-89,748.20	18,445,120.34
PREDATORY LENDING DATABASE PROGRAM FUND	0.00	0.00	0.00	0.00	0.00	0.00	0.00
STATE EMPLOYEES RETIREMENT SYSTEM	339,484,786.46	3,286,139,810.69	-131,704.00	3,313,896,272.55	311,596,620.60	-20,225,039.66	291,371,580.94
SEC OF STATE IDENTIFICATION SECURITY AND THEFT	35,418,166.20	0.00	13,895,498.00	11,949,066.20	37,364,598.00	0.00	37,364,598.00
GENERAL ASSEMBLY RETIREMENT	4,812,632.05	29,544,555.53	-31,382.00	27,762,177.82	6,563,627.76	-37,479.67	6,526,148.09
UNCLAIMED PROPERTY TRUST	120,046,894.66	557,722,762.32	-236,392,319.86	211,222,748.31	230,154,588.81	-16,330,351.25	213,824,237.56
SECRETARY OF STATE SPEC SERV	25,062,765.86	27,968,770.32	-42,414.00	32,427,423.41	20,561,698.77	-34,019.60	20,527,679.17
NUCLEAR CIVIL PROTECTION PLAN	14,231.82	2,903,307.72	0.00	2,856,253.37	61,286.17	-49,566.67	11,719.50
WARRANT ESCHEAT	1,083,243.98	42,612,470.21	-27,553,436.87	14,880,981.39	1,261,295.93	-761,295.93	500,000.00
CRIMINAL JUSTICE TRUST	17,419,735.93	106,776,301.05	-115,973.78	99,434,845.68	24,645,217.52	-74,706.38	24,570,511.14
ROADSIDE MONARCH HABITAT FUND	210.00	0.00	0.00	0.00	210.00	0.00	210.00
FEDERAL AID DISASTER	18,377,392.30	314,885,546.58	0.00	331,778,338.05	1,484,600.83	-1,374,011.36	110,589.47
CHILD BEREAVEMENT FUND	0.00	0.00	0.00	0.00	0.00	0.00	0.00
OLD AGE SURVIVORS INSURANCE	1,356,457.68	67,765,456.96	0.00	67,321,849.14	1,800,065.50	-54,907.95	1,745,157.55
SUPPORT OUR TROOPS	11,875.00	43,675.00	0.00	43,725.00	11,825.00	0.00	11,825.00
FEDERAL CIVIL PREPARED ADMIN	61,893.10	820,554.43	0.00	853,634.71	28,812.82	0.00	28,812.82
SCHOOL FACILITY OCCUPATION TAX	44,380,720.81	227,633,459.90	0.00	223,230,484.14	48,783,696.57	0.00	48,783,696.57
DOMESTIC VIOLENCE	230,958.28	345,464.00	0.00	227,598.54	348,823.74	-30,000.00	318,823.74
STATE MILITARY JUSTICE FUND	80,000.00	0.00	0.00	0.00	80,000.00	0.00	80,000.00
VETERANS' AFFAIRS STATE PROJECTS FUND	2,117.36	0.00	0.00	0.00	2,117.36	0.00	2,117.36
EARLY INTERVENTION SERVICES REVOLVING	19,348,726.27	198,815,783.63	0.00	186,382,946.20	31,781,563.70	-1,063,980.87	30,717,582.83
ELECTRONIC HEALTH RECORD INCENTIVE	0.24	0.00	0.00	0.00	0.24	0.00	0.24
WILDLIFE PRAIRIE PARK	12,521.54	16,474.16	0.00	19,870.55	9,125.15	0.00	9,125.15
ATHLETICS SUPERVISION & REGULATION	133,666.48	0.00	-133,666.48	0.00	0.00	0.00	0.00
STATE SMALL BUSINESS CREDIT INITIATIVE	34,448,783.47	117,996,426.27	-4,331.00	20,857,353.81	131,583,524.93	-964,780.92	130,618,744.01
MASTER MASON	10,793.50	31,639.00	0.00	34,065.00	8,367.50	0.00	8,367.50
DEPARTMENT OF HUMAN SERVICES COMMUNITY	95,849,653.78	24,155,721.57	59,349,841.58	39,576,324.34	139,778,892.59	-100,813.31	139,678,079.28
IL FIRE FIGHTERS' MEMORIAL	8,038,480.64	459,492.00	0.00	200,000.00	8,297,972.64	0.00	8,297,972.64
AFTER-SCHOOL RESCUE	50,364.91	0.00	0.00	0.00	50,364.91	0.00	50,364.91
IL STATE CRIME STOPPERS ASSOCIATION	7,749.79	0.00	0.00	0.00	7,749.79	0.00	7,749.79
STATE ASSET FORFEITURE	1,525,722.26	1,459,696.10	-1,740.00	1,650,842.37	1,332,835.99	-22,282.80	1,310,553.19
LOCAL GOVERNMENT DISTRIBUTIVE	202,901,245.03	1,987,796,943.94	432,355,263.00	2,429,174,589.07	193,878,862.90	-1,293,157.27	192,585,705.63

FUND	Prev Year Cash Bal	FY23 Receipts	FY23 Transfers	FY23 Disbursements	Ending Cash Balance	Warrants Outstanding	Available Balance
POLICE TRAINING BOARD SERVICES	16,608.42	1,800.00	0.00	0.00	18,408.42	0.00	18,408.42
EXPERIMENTAL AIRCRAFT ASSOCIATION FUND	0.00	0.00	0.00	0.00	0.00	0.00	0.00
FEDERAL ASSET FORFEITURE	405,293.73	1,448,890.04	0.00	1,398,924.75	455,259.02	0.00	455,259.02
CHILD ABUSE COUNCIL OF THE QUAD CITIES FUND	0.00	0.00	0.00	0.00	0.00	0.00	0.00
THE MONEY FOLLOWS THE PERSON BUDGET TRAN	5,155,829.75	154,351.37	0.00	77,059.00	5,233,122.12	0.00	5,233,122.12
DEPT OF CORRECTIONS REIMBURSEM	69,792,208.43	37,615,407.03	-437,097.79	68,881,757.76	38,088,759.91	-3,072,504.05	35,016,255.86
HEALTH FACILITY PLAN REVIEW	874,418.60	1,212,445.88	-3,689.00	845,500.59	1,237,674.89	0.00	1,237,674.89
SEX OFFENDER MANAGEMENT BOARD	288,508.11	43,253.51	0.00	0.00	331,761.62	0.00	331,761.62
DOMESTIC VIOLENCE ABUSER SERVI	189,273.38	33,919.70	0.00	5,853.82	217,339.26	0.00	217,339.26
IL STATE BOARD OF INVESTMENTS	769,137.27	4,800,000.00	-222,600.00	4,649,366.90	697,170.37	-27,987.22	669,183.15
ILLINOIS SMALL BUSINESS FUND	0.00	0.00	0.00	0.00	0.00	0.00	0.00
ENERGY EFFICIENCY PORTFOLIO STANDARDS	0.00	0.00	0.00	0.00	0.00	0.00	0.00
IL DEPT OF CORRECTIONS PAROLE DIVISION OFFEN	30,140.57	616.63	0.00	0.00	30,757.20	0.00	30,757.20
ATTORNEY GENERAL TOBACCO	123,655.34	2,500,035.00	0.00	1,767,068.28	856,622.06	0.00	856,622.06
IL WORKERS' COMP COMM OPERATNS	7,708,658.30	27,622,108.33	-15,436.32	30,482,116.25	4,833,214.06	-83,348.31	4,749,865.75
OFFENDER REGISTRATION FUND	194,183.74	80,961.72	0.00	92,045.67	183,099.79	0.00	183,099.79
LEADS MAINTENANCE	1,110,399.34	361,379.39	-681.00	710,950.81	760,146.92	0.00	760,146.92
IL HISTORIC SITES	1,476,286.02	2,190,903.65	-9,600.00	1,955,771.09	1,701,818.58	-7,615.87	1,694,202.71
DEATH PENALTY ABOLITION	5,475,550.96	0.00	37,436.00	989,173.49	4,523,813.47	0.00	4,523,813.47
ELECTRONIC BENEFITS TRANSFERS	0.00	244,003,893.00	0.00	244,003,893.00	0.00	0.00	0.00
INFRASTRUCTURE DEVELOPMENT FUND	0.00	0.00	0.00	0.00	0.00	0.00	0.00
AG COURT ORDER & VOL COMPLY	28,723,102.01	14,037,891.84	-127,157.42	17,351,363.41	25,282,473.02	-108,714.58	25,173,758.44
COMPTROLLER'S ADMINISTRATIVE	2,089,614.58	617,220.37	-899.08	1,169,966.37	1,535,969.50	-23,688.58	1,512,280.92
DOIT SPECIAL PROJECTS	0.00	6,881,822.30	0.00	1,058,449.51	5,823,372.79	0.00	5,823,372.79
PUBLIC PENSION REGULATION	7,082,556.83	2,015,791.97	-7,319.00	456,192.80	8,634,837.00	0.00	8,634,837.00
CONSERVATION POLICE OPERATIONS ASSISTANCE	2,534,198.20	1,149,923.24	0.00	688,447.57	2,995,673.87	-26,700.00	2,968,973.87
DRYCLEANER ENVIRON RESPONSE TR	1,429,008.88	1,318,868.61	-1,946.00	1,322,240.94	1,423,690.55	0.00	1,423,690.55
IL CHARITY BUREAU	197,704.03	1,745,622.00	-3,298.00	1,463,368.26	476,659.77	0.00	476,659.77
SUPPLEMENTAL LOW INCOME ENERGY	218,754,889.64	95,831,002.52	-68,591.00	244,586,438.91	69,930,862.25	0.00	69,930,862.25
ANTI-POLLUTION	4,328,556.40	26,001,539.85	0.00	27,283,616.00	3,046,480.25	-2,226.50	3,044,253.75
WORKFORCE, TECHNOLOGY, AND ECO	70,240,333.16	0.00	0.00	1,562.75	70,238,770.41	0.00	70,238,770.41
TRANSPORTATION BOND, SERIES A FUND	410,374,858.95	235,482,433.14	0.00	491,190,027.11	154,667,264.98	-7,392.23	154,659,872.75
TRANSPORTATION BOND, SERIES B FUND	182,318,227.23	53,547,895.43	0.00	44,883,991.13	190,982,131.53	-65,887.98	190,916,243.55
GOOD SAMARITAN ENERGY TRUST	14,546.97	0.00	0.00	0.00	14,546.97	0.00	14,546.97
IL PREPAID TUITION TRUST	225,652,466.90	108,229,926.14	-126,522.00	330,712,206.03	3,043,665.01	-2,042,507.85	1,001,157.16
FLOOD PREVENTION OCCUPATION TAX	3,658,018.79	17,492,442.84	0.00	17,154,492.77	3,995,968.86	0.00	3,995,968.86
DOWNSTATE TRANSIT IMPROVEMENT	13,941,104.46	0.00	0.00	1,277,454.82	12,663,649.64	0.00	12,663,649.64
SBE FEDERAL AGENCY SERVICES	30,455.61	12,789,475.47	-1,819,874.93	10,994,026.15	6,030.00	0.00	6,030.00
SBE FEDERAL DEPT OF EDUCATION	4,075,623.78	3,816,685,439.49	-18,963,155.91	3,796,567,501.19	5,230,406.17	-3,124,014.98	2,106,391.19
PAWNBROKER REGULATION	183,924.33	197,370.00	-241,874.66	103,001.06	36,418.61	0.00	36,418.61
RENEWABLE ENERGY RESOURCES TR	8,978,856.97	5,426,802.80	-810.00	6,000,000.00	8,404,849.77	0.00	8,404,849.77
DCFS FEDERAL PROJECTS	645,968.35	3,794,026.44	0.00	4,280,134.90	159,859.89	0.00	159,859.89
CHARTER SCHOOLS REVOLVING LOAN	26,832.78	0.00	0.00	0.00	26,832.78	0.00	26,832.78
SCHOOL INFRASTRUCTURE	85,159,820.61	36,053,571.31	25,410,910.30	51,948,056.73	94,676,245.49	-50,000.00	94,626,245.49
SCHOOL TECHNOLOGY REVOLV LN	3,486,165.09	420,070.14	0.00	0.00	3,906,235.23	0.00	3,906,235.23
IL & MICHIGAN CANAL	6,721.72	5,250.00	0.00	3,700.00	8,271.72	0.00	8,271.72
ENERGY EFFICIENCY TRUST	14,838,372.20	3,190,925.00	0.00	775,277.38	17,254,019.82	0.00	17,254,019.82
FIRE TRUCK REVOLVING LOAN	643,506.59	2,211,929.83	0.00	2,830,664.46	24,771.96	0.00	24,771.96
OFF HIGHWAY VEHICLE TRAILS	1,135,256.95	462,431.10	-1,994.00	448,371.69	1,147,322.36	0.00	1,147,322.36
JUVENILE REHAB SERV MEDICAID	2,720.64	0.00	0.00	2,716.92	3.72	0.00	3.72
PESTICIDE CONTROL	3,850,683.87	6,368,871.88	-306,648.00	5,542,657.19	4,370,250.56	-6,092.19	4,364,158.37
COMMUNITY COLLEGE HEALTH INSUR	1,942,195.18	52,658,062.95	-3,489.00	52,703,436.65	1,893,332.48	-20,388.28	1,872,944.20
MPEA RESERVE FUND	895.89	0.00	0.00	0.00	895.89	0.00	895.89
SAVINGS BANK REGULATORY FUND	1,930,395.17	816,596.67	-260,224.18	86,289.55	2,400,478.11	0.00	2,400,478.11
FIRE PREVENTION DIVISION	53,955.00	562,095.00	0.00	616,050.00	0.00	0.00	0.00
DCFS SPECIAL PURPOSE TRUST	3,154,168.62	1,184,866.00	0.00	556,061.22	3,782,973.40	0.00	3,782,973.40

FUND	Prev Year Cash Bal	FY23 Receipts	FY23 Transfers	FY23 Disbursements	Ending Cash Balance	Warrants Outstanding	Available Balance
TAX SUSPENSE TRUST	6,308,965.77	125,042.19	0.00	124,537.94	6,309,470.02	-665.29	6,308,804.73
IL PAN HELLENIC TRUST	161,709.92	81,219.88	0.00	75,000.00	167,929.80	0.00	167,929.80
PARK DISTRICT YOUTH PROGRAM	7,575.00	25,650.00	0.00	26,375.00	6,850.00	0.00	6,850.00
HOSPICE FUND	829.00	3,225.00	0.00	3,084.00	970.00	0.00	970.00
PROFESSIONAL SPORTS TEAMS EDUCATION	827,450.00	2,005,500.00	-1,993,150.00	0.00	839,800.00	0.00	839,800.00
SEPTEMBER 11TH	85,961.64	109,375.00	0.00	35,645.00	159,691.64	0.00	159,691.64
TRANS SAFETY HIGHWAY HIRE-BACK	531,093.13	116,334.45	0.00	400,000.00	247,427.58	0.00	247,427.58
DHS FEDERAL PROJECTS	19,592,027.21	54,215,370.86	-47,365.96	73,340,309.44	419,722.67	-348,007.99	71,714.68
INCOME TAX BOND FUND	0.00	0.00	0.00	0.00	0.00	0.00	0.00
IL ROUTE 66 HERITAGE PROJECT	69,725.00	214,975.00	0.00	217,550.00	67,150.00	0.00	67,150.00
ILLIANA EXPRESSWAY PROCEEDS	0.00	0.00	0.00	0.00	0.00	0.00	0.00
FOREIGN LANGUAGE INTERPRETER	487,452.09	19,442.25	0.00	14,232.00	492,662.34	-1,980.00	490,682.34
POLICE MEMORIAL COMMITTEE	51,027.00	570,333.67	0.00	573,502.67	47,858.00	0.00	47,858.00
MAMMOGRAM	32,969.00	97,490.00	0.00	27,559.00	102,900.00	0.00	102,900.00
ATTORNEY GENERAL WHISTLEBLOWER	1,508,924.82	326,520.84	-22,896.00	750,423.67	1,062,125.99	-67,568.75	994,557.24
PROSTATE CANCER AWARENESS FUND	0.00	0.00	0.00	0.00	0.00	0.00	0.00
STATE COOPERATIVE EXTEN SERV	5,863,253.00	16,507,156.00	-119,902.00	16,226,589.70	6,023,917.30	-5,294,394.30	729,523.00
PORT DEVELOPMENT REVOLVNG LOAN	204,153.96	0.00	0.00	0.00	204,153.96	0.00	204,153.96
TEMPORARY RELOCATION EXPENSES	494,041.06	0.00	0.00	0.00	494,041.06	0.00	494,041.06
HEALTH INFORMATION EXCHANGE	318,056.07	9,601.17	0.00	0.00	327,657.24	0.00	327,657.24
SPECIAL PROJECTS DIVISION	1,353,991.86	1,975,624.00	0.00	1,255,636.22	2,073,979.64	-9,404.06	2,064,575.58
PARTNERS FOR CONSERVATION	10,126,433.13	44,330.99	19,758,741.00	23,422,588.32	6,506,916.80	-358,477.23	6,148,439.57
PARTNERS FOR CONSERVATION PROJECTS	1,381,226.88	0.00	0.00	0.00	1,381,226.88	0.00	1,381,226.88
PEDIATRIC CANCER AWARENESS FUND	160.00	0.00	0.00	0.00	160.00	0.00	160.00
FUND FOR ILLINOIS' FUTURE	92,991.32	2,394.70	0.00	0.00	95,386.02	0.00	95,386.02
STATEWIDE 9-1-1 FUND	73,409,828.25	180,111,600.33	65,091.75	191,148,795.49	62,437,724.84	-13,708,247.02	48,729,477.82
WIRELESS CARRIER REIMBURSEMENT	0.00	0.00	0.00	0.00	0.00	0.00	0.00
DEBT SETTLEMENT CONSUMER PROTECTION	395,878.57	19,491.24	0.00	0.00	415,369.81	0.00	415,369.81
CDB CONTRIBUTORY TRUST	30,013,446.89	84,486,387.68	0.00	31,026,244.30	83,473,590.27	0.00	83,473,590.27
SERVICES FOR OLDER AMERICANS	2,153,437.13	83,032,626.34	0.00	84,162,606.49	1,023,456.98	-85,133.04	938,323.94
QUINCY VETERAN HOME	14,535,493.85	22,593,563.28	-91,704.00	11,700,368.23	25,336,984.90	-20,732.50	25,316,252.40
HORSEMEN'S COUNCIL OF ILLINOIS FUND	0.00	0.00	0.00	0.00	0.00	0.00	0.00
INTERNATIONAL TOURISM	2,722,167.18	3,211,806.03	2,268,782.36	1,676,839.04	6,525,916.53	0.00	6,525,916.53
MOTOR VEHICLE LICENSE PLATE	17,316,022.88	13,409,488.36	-20,156.00	15,405,942.51	15,299,412.73	-29,272.03	15,270,140.70
SPECIAL OLYMPICS ILLINOIS	765.00	13,845.00	0.00	10,330.00	4,280.00	0.00	4,280.00
CHICAGO TRAVEL INDUSTRY PROMOTION	16,433,406.05	6,185,779.87	4,396,916.95	11,163,442.47	15,852,660.40	0.00	15,852,660.40
MATURED BOND & COUPON	0.00	0.00	0.00	0.00	0.00	0.00	0.00
PROSTATE CANCER RESEARCH	25,566.05	0.00	0.00	0.00	25,566.05	0.00	25,566.05
PUBLIC TRANSPORTATION	27,270,646.02	358,712,898.95	333,963,452.99	598,355,692.07	121,591,305.89	-26.24	121,591,279.65
ESSENTIAL GOVERNMENT SERVICES SUPPORT	263,879,133.13	0.00	-263,879,133.13	0.00	0.00	0.00	0.00
REAL ESTATE RECOVERY	2,852,784.23	163,363.77	0.00	850.00	3,015,298.00	0.00	3,015,298.00
ILLINOIS RACING QUARTER HORSE BREEDERS	127,773.46	11,454.13	0.00	0.00	139,227.59	0.00	139,227.59
HORSE RACING	8,802,979.36	7,139,580.02	-173,832.00	4,525,302.11	11,243,425.27	-30,528.25	11,212,897.02
STATE TREASURER'S CAPITAL	23,191.66	15,066.04	250,000.00	114,072.33	174,185.37	-25,640.00	148,545.37
DEATH CERTIFICATE SURCHARGE	1,000,021.38	1,462,084.50	306.00	982,713.39	1,479,698.49	-356,966.00	1,122,732.49
COMMERCE & COMM AFFAIRS ASST	1,355,188.78	26,043,589.35	-851,595.97	20,394,934.80	6,152,247.36	-2,031,942.02	4,120,305.34
STATE POLICE WIRELESS SERVICE	175,777.83	11,524.90	0.00	176,718.58	10,584.15	0.00	10,584.15
IL ADOPT REGISTRY & MED INFO	86,844.02	8,625.00	0.00	0.00	95,469.02	0.00	95,469.02
CHICAGO POLICE MEMORIAL FOUNDATION	12,358.00	443,474.66	0.00	444,185.66	11,647.00	0.00	11,647.00
FUND FOR THE ADVANCEMENT OF EDUCATION	214,747,361.05	857,409,965.36	-43,110.00	939,000,575.15	133,113,641.26	0.00	133,113,641.26
DHS STATE PROJECTS	32,717,648.55	111,679,783.77	82,093,418.24	147,061,893.61	79,428,956.95	0.00	79,428,956.95
COMMITMENT TO HUMAN SERVICES	352,641,231.70	857,374,295.75	-111,465.00	1,077,120,083.31	132,783,979.14	-654,007.54	132,129,971.60
LAW ENFORCEMENT RECRUITMENT AND RETENTION FUND	0.00	0.00	0.00	0.00	0.00	0.00	0.00
ALCOHOLISM & SUBSTANCE ABUSE	1,026,351.55	53,689,297.86	59,018.00	54,460,807.67	313,859.74	-308,425.00	5,434.74
DOWNSTATE PUBL TRANSPORTATION	129,836,454.18	295,045,269.42	103,823,179.63	218,433,779.86	310,271,123.37	-701,133.01	309,569,990.36

FUND	Prev Year Cash Bal	FY23 Receipts	FY23 Transfers	FY23 Disbursements	Ending Cash Balance	Warrants Outstanding	Available Balance
MOTOR CARRIER SAFETY INSPECTIO	1,641,953.38	2,359,932.55	-22,023.00	2,214,421.64	1,765,441.29	0.00	1,765,441.29
WATERSHED PARK	4,353.74	0.00	0.00	0.00	4,353.74	0.00	4,353.74
COAL DEVELOPMENT	320,000.00	0.00	0.00	0.00	320,000.00	0.00	320,000.00
HEALTHY SMILES	148,376.33	222,406.00	72.00	154,899.61	215,954.72	0.00	215,954.72
ILLINOIS POLICE ASSOCIATION	45,836.00	113,791.00	0.00	120,000.00	39,627.00	0.00	39,627.00
HORSE RACING PURSE EQUITY	0.00	0.00	0.00	0.00	0.00	0.00	0.00
IL ARTS COUNCIL FEDERAL GRANT	270,704.00	1,027,118.49	0.00	1,106,043.33	191,779.16	-145,612.25	46,166.91
STATE OFF-SET CLAIMS	14,463,172.45	141,073,616.36	0.00	124,651,442.52	30,885,346.29	-5,986,655.27	24,898,691.02
HISTORIC PROPERTY ADMINISTRATIVE FUND	1,646,360.22	903,019.33	0.00	278,275.77	2,271,103.78	0.00	2,271,103.78
ACADEMIC QUALITY ASSURANCE FUND-BD OF HIGH	847,140.75	52,500.00	0.00	73,495.53	826,145.22	0.00	826,145.22
PRIVATE COLLEGE ACADEMIC QUALITY ASSURANCE	409,477.85	28,111.07	0.00	960.30	436,628.62	0.00	436,628.62
OCTAVE CHANUTE AEROSPACE HERITAGE	35,112.00	35,210.00	0.00	30,000.00	40,322.00	0.00	40,322.00
FEDERAL STUDENT LOAN	39,427,834.48	1,089,420.98	0.00	6,661,521.90	33,855,733.56	0.00	33,855,733.56
STUDENT LOAN OPERATION	66,763,361.11	33,927,573.01	0.00	31,894,554.52	68,796,379.60	-135,183.00	68,661,196.60
PRESCRIPTION PILL AND DRUG DISPOSAL	486,370.96	118,205.78	0.00	0.00	604,576.74	0.00	604,576.74
DISASTER RESPONSE AND RECOVERY	47,961,440.13	66,444,324.40	22,284,659.55	101,707,737.26	34,982,686.82	0.00	34,982,686.82
COLLEGE SAVINGS POOL ADMINISTR	3,335,416.43	2,883,826.75	-76,800.00	2,718,167.54	3,424,275.64	-11,884.87	3,412,390.77
AIRPORT LAND LOAN REVOLVING	100,047.30	3,017.83	0.00	0.00	103,065.13	0.00	103,065.13
FEDERAL TITLE IV FIRE PROT	436,300.29	919,778.75	0.00	476,432.98	879,646.06	-9,173.89	870,472.17
RENTAL PURCHASE AGREEMENT TAX REFUND FUND	1,000.00	0.00	-1,000.00	0.00	0.00	0.00	0.00
CONSUMER INTERVENOR COMPENSATION FUND	1,217,335.00	155,998.00	0.00	28,070.00	1,345,263.00	0.00	1,345,263.00
DEPT OF INSURANCE FED TRUST	745.85	0.00	0.00	0.00	745.85	0.00	745.85
IL STDNT ASST COMM CONTR & GRT	0.00	1,168,248.77	0.00	1,068,755.77	99,493.00	-6,500.00	92,993.00
GROCERY TAX REPLACEMENT FUND	325,000,000.00	0.00	-109,876,938.00	0.00	215,123,062.00	0.00	215,123,062.00
RATE ADJUSTMENT	7,954,048.26	12,602,439.50	0.00	14,079,112.27	6,477,375.49	-250,390.59	6,226,984.90
BUDGET STABILIZATION	751,718,944.07	33,670,845.59	1,154,677,540.30	84.82	1,940,067,245.14	0.00	1,940,067,245.14
COURT OF CLAIMS FEDERAL GRANT	232,294.91	3,158,148.06	0.00	3,362,512.57	27,930.40	-12,500.00	15,430.40
IEMA STATE PROJECTS	0.00	0.00	0.00	0.00	0.00	0.00	0.00
AGRICULTURE PESTICIDE CONTROL	946,241.61	890,150.48	0.00	379,145.48	1,457,246.61	0.00	1,457,246.61
DHS PRIVATE RESOURCE	2,161,652.18	168,990.88	-23,261.85	272,816.02	2,034,565.19	0.00	2,034,565.19
LEUKEMIA TREATMENT & EDUCATION	0.00	0.00	0.00	0.00	0.00	0.00	0.00
ICCB ADULT EDUCATION	195,752.50	23,954,080.60	0.00	23,331,794.67	818,038.43	-301,661.17	516,377.26
CAPITAL PROJECTS	336,856,070.40	1,734,206,286.20	-1,502,885,001.65	0.00	568,177,354.95	0.00	568,177,354.95
TRANSPORTATION BOND SERIES D	134,384,456.79	6,306.00	0.00	19,306,636.42	115,084,126.37	-44,774.01	115,039,352.36
ROADSIDE MEMORIAL	115,437.45	258,735.82	-115,437.45	0.00	258,735.82	0.00	258,735.82
LONG TERM CARE OMBUDSMAN	4,072,031.66	138,671.02	2,000,000.00	2,426,497.75	3,784,204.93	0.00	3,784,204.93
USDA WOMEN, INFANTS & CHILDREN	10,158,110.68	220,269,675.76	0.00	220,657,137.36	9,770,649.08	-1,783,294.67	7,987,354.41
FEDERAL STUDENT INCENTIVE TR	465.66	4,041,994.87	0.00	3,971,095.07	71,365.46	-69,720.58	1,644.88
ASSISTED LIVING & SHARED HOUSING REGULATOR	1,072,093.03	2,019,435.58	-5,838.00	1,913,257.18	1,172,433.43	0.00	1,172,433.43
STATE WHISTLEBLOWER REWARD	97,104.74	3,896,646.54	-1,262,567.23	679,398.49	2,051,785.56	-329.93	2,051,455.63
STATE POLICE WHISTLEBLOWER REW	12,913,302.38	316,021.61	-2,452.00	4,964,939.76	8,261,932.23	-52,441.47	8,209,490.76
HUNGER RELIEF	828,876.58	17,957.65	184,165.18	250,000.00	780,999.41	0.00	780,999.41
IL STANDARDBRED BREEDERS	3,019,327.83	91,651.44	1,662,243.58	1,745,589.15	3,027,633.70	0.00	3,027,633.70
IL THOROUGHBRED BREEDERS	3,053,468.94	93,741.68	2,390,091.01	2,128,751.42	3,408,550.21	0.00	3,408,550.21
HOMELAND SECURITY EMERGENCY PREPAREDNES	1,300,680.32	67,851,136.42	-19,740.00	68,335,869.03	796,207.71	-668,332.53	127,875.18
STATE LOTTERY	52,091,872.50	2,313,732,681.83	-726,047,838.06	1,558,838,295.18	80,938,421.09	-1,426,429.99	79,511,991.10
SPINAL CORD INJURY PARALYSIS CURE RESEARCH	526,831.61	85,317.08	0.00	0.00	612,148.69	0.00	612,148.69
ORGAN DONOR AWARENESS	120,222.00	107,493.00	0.00	170,000.00	57,715.00	0.00	57,715.00
STATE METRO-EAST PARK AND RECREATION DISTRI	1,498,057.25	6,729,444.31	0.00	6,595,766.95	1,631,734.61	0.00	1,631,734.61
COMMUNITY MENTAL HEALTH MEDICA	11,026,028.68	50,534,802.80	-9,599.00	48,304,415.99	13,246,816.49	-157,960.83	13,088,855.66
MUNICIPAL TELECOMMUNICATIONS	29,494,626.77	113,674,657.50	0.00	120,525,003.58	22,644,280.69	-32,143.59	22,612,137.10
MEDICAL INTERAGENCY PROGRAM	2,385,576.51	10,598,537.77	0.00	12,979,955.34	4,158.94	0.00	4,158.94
NATIONAL GUARD AND NAVAL MILITIA GRANT	0.00	0.00	0.00	0.00	0.00	0.00	0.00
COMPTROLLER DEBT RECOVERY TRUST	28,458,986.46	22,610,823.28	-821,710.55	25,148,679.31	25,099,419.88	-141,605.92	24,957,813.96

FUND	Prev Year Cash Bal	FY23 Receipts	FY23 Transfers	FY23 Disbursements	Ending Cash Balance	Warrants Outstanding	Available Balance
STATE POLICE REVOCATION ENFORCEMENT FUND	749,073.02	1,222,722.50	0.00	320,540.79	1,651,254.73	-55,317.43	1,595,937.30
DEPT OF LABOR FEDERAL PROJECTS	1,574.57	1,213,012.93	0.00	1,206,403.06	8,184.44	-1,383.80	6,800.64
IL MILITARY FAMILY RELIEF	1,105,628.56	813,925.00	-7,236.00	358,500.00	1,553,817.56	-35,000.00	1,518,817.56
FEDERAL INDUSTRIAL SERVICES	1,703.49	2,058,509.53	-469.76	1,955,746.50	103,996.76	0.00	103,996.76
SERVE ILLINOIS COMMISSION FUND	0.00	4,860,341.08	572,638.85	4,824,068.15	608,911.78	-207,715.24	401,196.54
DRUG REBATE FUND	250,906,490.89	1,630,741,628.60	833,041,058.15	2,663,150,327.04	51,538,850.60	-388,070.62	51,150,779.98
STATEWIDE 9-8-8 TRUST FUND	0.00	0.00	0.00	0.00	0.00	0.00	0.00
ILLINOIS NATIONAL GUARD STATE ACTIVE DUTY	8,334,221.17	70,769.65	0.00	670,256.43	7,734,734.39	-3,119.94	7,731,614.45
IL CLEAN WATER FUND	8,043,560.96	16,639,662.65	-82,984.00	11,956,993.73	12,643,245.88	-4,020,519.03	8,622,726.85
SECRETARY OF STATE DUI ADMINIS	5,964,153.61	3,241,321.00	-8,425.00	2,553,696.04	6,643,353.57	-9,482.55	6,633,871.02
TOBACCO SETTLEMENT RECOVERY	600,270,273.72	304,554,047.53	-11,133.57	235,777,229.86	669,035,957.82	-723,493.26	668,312,464.56
ILLINOIS OPIOID REMEDIATION STATE TRUST FUND	0.00	87,793,171.74	0.00	2,675,309.56	85,117,862.18	0.00	85,117,862.18
BHE STATE PROJECTS	280,670.65	80,588.87	0.00	0.00	361,259.52	0.00	361,259.52
ENERGY ADMINISTRATION	54,825.60	21,424,421.98	-682,433.04	20,479,003.85	317,810.69	-10,074.54	307,736.15
ALTERNATIVE COMPLIANCE MARKET	100,544.45	3,037.45	0.00	0.00	103,581.90	0.00	103,581.90
GROUP WORKERS' COMP POOL INSOL	86,414.55	120,802.92	0.00	0.00	207,217.47	0.00	207,217.47
MEDICAID BUY IN PROGRAM REVOLV	1,222,658.71	35,757.41	0.00	282,443.42	975,972.70	0.00	975,972.70
STATE POLICE TRAINING AND ACADEMY	2,803,358.85	2,901,047.50	1,478,640.17	284,896.63	6,898,149.89	-36,398.63	6,861,751.26
LAW ENFORCEMENT TRAINING	25,230,230.14	26,109,427.52	13,303,932.38	8,658,850.07	55,984,739.97	-104,533.31	55,880,206.66
IL ANIMAL ABUSE	7,712.31	53.49	0.00	0.00	7,765.80	0.00	7,765.80
STATE'S ATTY APPEL PROSEC CO	3,339,799.35	1,604,166.60	0.00	2,398,186.83	2,545,779.12	-1,317.07	2,544,462.05
HOME INSPECTOR ADMINISTRATION	1,595,741.33	770,047.93	-100,128.67	695.76	2,264,964.83	0.00	2,264,964.83
POLICE TRAINING ACADEMY JOB TRAINING AND SCHOLARSHIP FU	0.00	0.00	0.00	0.00	0.00	0.00	0.00
REAL ESTATE AUDIT	214,958.01	6,487.00	0.00	0.00	221,445.01	0.00	221,445.01
PRIVATE BUSINESS & VOCATIONAL SCHOOLS QUALI	795,875.74	324,020.00	0.00	126,044.97	993,850.77	0.00	993,850.77
THRIVING YOUTH INCOME TAX CHECKOFF FUND	65,211.72	0.00	0.00	0.00	65,211.72	0.00	65,211.72
GOLDEN APPLE SCHOLARS OF ILLINOIS	42,350.42	43,645.00	0.00	69,730.95	16,264.47	0.00	16,264.47
STATE EMPLOYEES DEF COMP PLAN	6,259,593.03	267,727,646.07	0.00	270,616,035.18	3,371,203.92	-96,166.89	3,275,037.03
CHILD SUPPORT ADMINISTRATIVE	5,709,547.71	149,240,834.79	40,747,894.00	175,503,183.11	20,195,093.39	-987,523.94	19,207,569.45
SECRETARY OF STATE POLICE DUI	14,733.54	1,320.77	0.00	0.00	16,054.31	0.00	16,054.31
SECRETARY OF STATE POLICE SERV	785,012.76	519,568.43	-500.00	665,834.76	638,246.43	-2,813.33	635,433.10
MARINE CORPS SCHOLARSHIP	42,347.50	140,371.00	0.00	142,553.50	40,165.00	0.00	40,165.00
LOCAL INITIATIVE	8,704,946.53	113,797.74	18,889,192.00	18,728,338.84	8,979,597.43	-28,874.18	8,950,723.25
TOURISM PROMOTION	52,569,090.14	59,269,656.23	33,128,054.60	49,579,062.68	95,387,738.29	-123,180.12	95,264,558.17
PET POPULATION CONTROL	201,895.94	162,550.00	0.00	217,151.37	147,294.57	0.00	147,294.57
FEDERAL SURFACE MINING CONTROL	730,847.23	3,741,025.43	9,880.00	3,319,271.24	1,162,481.42	-399.33	1,162,082.09
BHE DATA AND RESEARCH COST RECOVERY FUND	0.00	0.00	0.00	0.00	0.00	0.00	0.00
COMMEMORATIVE MEDALLIONS FUND	8,747.50	0.00	0.00	10.71	8,736.79	0.00	8,736.79
IL MATH & SCIENCE ACAD INCOME	3,844,360.49	2,119,107.80	1,364.00	1,826,201.75	4,138,630.54	-47,653.06	4,090,977.48
DIGITAL DIVIDE ELIMINATION	359,335.83	3,392.66	0.00	172,521.27	190,207.22	0.00	190,207.22
CAREER AND TECHNICAL EDUCATION	1,053,978.13	169,352.25	18,133,312.01	19,201,533.46	155,108.93	0.00	155,108.93
ISAC LOAN PURCH PROG PAYROLL	3,168.45	588,000.00	0.00	588,177.58	2,990.87	0.00	2,990.87
OIL SPILL RESPONSE	139,214.91	134,671.60	0.00	0.00	273,886.51	0.00	273,886.51
VETERANS AFFAIRS LIBRARY GRANT	36,682.26	50,000.00	0.00	56,600.15	30,082.11	-7,893.27	22,188.84
PRES LIBR & MUSEUM OPERATING	2,595,437.65	2,354,584.42	0.00	2,437,548.08	2,512,473.99	-42,891.19	2,469,582.80
DEPARTMENT OF HUMAN RIGHTS TRAINING & DEVE	89,429.08	0.00	0.00	2,819.91	86,609.17	0.00	86,609.17
STATE PARKING FACILITY MAINT	806,872.94	244,005.21	0.00	109,021.06	941,857.09	0.00	941,857.09
QUARTER HORSE PURSE	40,500.00	100,000.00	0.00	100,000.00	40,500.00	0.00	40,500.00
GENERAL ASSEMBLY RETIRE EXCESS	45,687.52	899.38	0.00	29,158.80	17,428.10	0.00	17,428.10
JUDGES RETIRE EXCESS BENEFIT	1,111,069.79	981,079.70	0.00	1,684,814.53	407,334.96	0.00	407,334.96
STATE EMPLOYEE EXCESS BENEFIT	260,229.80	450,380.74	0.00	355,517.02	355,093.52	-170.03	354,923.49
TEACHER RETIRE SYS EX BENEFIT	24,595,360.29	60,615,918.37	-2,035.00	65,023,379.44	20,185,864.22	-5,527,228.41	14,658,635.81
PRIVATE SEWAGE DISPOSAL PROGRAM	211,348.72	199,232.93	0.00	208,006.12	202,575.53	0.00	202,575.53
OFF-HOURS CHILD CARE PROGRAM FUND	0.00	2,000,000.00	0.00	0.00	2,000,000.00	0.00	2,000,000.00
CEMETERY OVERSIGHT LICENSING & DISCIPLINARY	6,856,262.25	1,511,829.50	-5,002.00	1,077,804.90	7,285,284.85	-57,793.39	7,227,491.46
HEALTHCARE PROVIDER RELIEF	152,941,655.53	13,424,894,529.84	463,693,967.68	13,977,427,524.23	64,102,628.82	-17,828,734.50	46,273,894.32

FUND	Prev Year Cash Bal	FY23 Receipts	FY23 Transfers	FY23 Disbursements	Ending Cash Balance	Warrants Outstanding	Available Balance
METRO-EAST PUB TRANSPORTATION	0.00	0.00	0.00	0.00	0.00	0.00	0.00
BANK & TRUST COMPANY	33,725,309.92	26,911,539.51	-5,899,657.92	13,805,183.92	40,932,007.59	-4,444.45	40,927,563.14
NUC SAFETY EMERG PREPAREDNESS	15,500,654.21	21,636,619.77	24,655.00	16,939,098.92	20,222,830.06	-94,306.82	20,128,523.24
DEPARTMENT OF HUMAN RIGHTS SPECIAL FUND	289,219.28	118,500.00	0.00	52,788.40	354,930.88	-411.10	354,519.78
REHAB SERVS EL & SECOND ED ACT	892,310.17	833,361.61	0.00	800,707.30	924,964.48	-25,329.37	899,635.11
ILLINOIS EMS MEMORIAL SCHOLARSHIP & TRAINING	12,516.00	0.00	0.00	0.00	12,516.00	0.00	12,516.00
ATTORNEY GENERAL'S STATE PROJECTS AND COURT ORDERED DIST	28,352,424.23	33,721,846.88	-43,667.00	20,397,291.08	41,633,313.03	-91,350.27	41,541,962.76
PERSONAL PROPERTY TAX REPLACE	759,652,352.73	4,511,155,515.07	358,885,166.65	4,869,102,924.86	760,590,109.59	-2,517,781.67	758,072,327.92
INTERNATIONAL BROTHERHOOD OF TEAMSTERS	8,875.00	9,050.00	0.00	7,500.00	10,425.00	0.00	10,425.00
PRE-NEED FUNERAL CONSUMER PROTECTION	125,590.50	98,460.00	0.00	28,142.71	195,907.79	-5,100.00	190,807.79
CORN COMMODITY TRUST FUND	3,651.40	20.78	0.00	3,647.14	25.04	0.00	25.04
MEDICAL SPECIAL PURPOSE TRUST	1,644,330.10	6,069,209.50	0.00	6,597,953.69	1,115,585.91	0.00	1,115,585.91
RTA SALES TAX	256,551,669.16	1,594,826,480.95	187,151,112.20	1,762,689,933.15	275,839,329.16	-4,108,088.73	271,731,240.43
METROPOLITAN PIER & EXPOSITION AUTHORITY INC	15,535,250.02	0.00	0.00	494,397.50	15,040,852.52	0.00	15,040,852.52
MONEY LAUNDERING ASSET RECOVERY	3,580,856.71	374,715.27	0.00	1,668,104.05	2,287,467.93	-100.00	2,287,367.93
STATE POLICE OPERATIONS ASSISTANCE	11,176,929.64	39,005,973.98	4,247,367.46	37,904,583.12	16,525,687.96	-19,381.11	16,506,306.85
VW SETTLEMENT ENVIRONMENTAL MITIGATION FUND	0.00	0.00	0.00	0.00	0.00	0.00	0.00
EPA ENERGY PROJECTS FUND	26,575.31	0.00	0.00	0.00	26,575.31	0.00	26,575.31
DRAM SHOP	24,241,051.67	3,922,462.71	-25,950.00	8,458,848.47	19,678,715.91	-29,421.22	19,649,294.69
IL STATE DENTAL DISCIPLINARY	6,590,873.70	575,266.92	-737,592.88	635,332.54	5,793,215.20	-2,835.00	5,790,380.20
STATE PENSION OBLIGATION ACCELERATION BOND	140,300,981.42	347,806,875.12	0.00	281,388,898.43	206,718,958.11	0.00	206,718,958.11
AGRICULTURE FEDERAL PROJECTS	2,143,226.15	1,608,214.73	-47,741.92	1,197,218.93	2,506,480.03	0.00	2,506,480.03
HAZARDOUS WASTE	13,206,662.16	3,880,900.15	1,991,584.00	7,424,409.21	11,654,737.10	-1,907.76	11,652,829.34
COMMUNITY ASSOCIATION MANAGER LICENSING &	1,248,310.16	199,905.00	-473,761.26	208,155.60	766,298.30	-151.72	766,146.58
DEPT ON AGING STATE PROJECTS	248,410.32	0.00	0.00	25,408.00	223,002.32	0.00	223,002.32
NATURAL RESOURCES RESTORATION	2,605,011.39	797,097.37	-617.00	95,411.14	3,306,080.62	0.00	3,306,080.62
CEMETERY RELIEF	400,854.14	12,096.84	0.00	0.00	412,950.98	0.00	412,950.98
INDUSTRIAL BIOTECHNOLOGY HUMAN CAPITAL FUND	0.00	0.00	0.00	0.00	0.00	0.00	0.00
STATE FAIR PROMO ACTIVITIES	341.05	0.00	0.00	0.00	341.05	0.00	341.05
IL POWER AGENCY RENEWABLE ENERGY RESOURC	134,882,892.06	1,053,100.25	0.00	13,205,835.44	122,730,156.87	-1,118.00	122,729,038.87
PUBLIC HEALTH FEDERAL PROJECTS	1,297,806.86	0.00	0.00	0.00	1,297,806.86	0.00	1,297,806.86
HIGH-SPEED RAIL ROLLING STOCK FUND	0.00	0.00	0.00	0.00	0.00	0.00	0.00
HAZARDOUS WASTE RESEARCH	400,661.69	710,150.17	142.00	467,899.16	643,054.70	0.00	643,054.70
METRO EAST MASS TRANS DIST TAX	9,276,279.17	42,830,575.69	0.00	41,969,166.24	10,137,688.62	0.00	10,137,688.62
LOCAL GOVERNMENT VIDEO GAMING DISTRIBUTIVE	12,438,007.50	140,286,909.44	0.00	139,985,787.95	12,739,128.99	-605,878.82	12,133,250.17
COURT OF CLAIMS FEDERAL RECOVERY VICTIM CO	0.00	0.00	0.00	0.00	0.00	0.00	0.00
CONTINUING LEGAL EDUC TRUST	5,615.16	4,490.62	0.00	9,468.52	637.26	0.00	637.26
ENVIRONMENTAL PROTECTION TRUST	4,249,278.57	2,162,877.26	0.00	1,900,000.00	4,512,155.83	0.00	4,512,155.83
STATE POLICE STREETGANG-RELATED CRIME	311.49	0.00	0.00	0.00	311.49	0.00	311.49
SETTLEMENT FUND - ILLINOIS CHAMBER OF COMME	8,815,204.04	0.00	-46,033.00	5,422,058.93	3,347,112.11	0.00	3,347,112.11
REAL ESTATE RESEARCH & EDUC	818,481.39	29,405.83	250,000.00	20,000.00	1,077,887.22	-14,000.00	1,063,887.22
REAL ESTATE LICENSE ADMIN	9,262,325.41	5,412,478.13	-6,265,834.15	4,940,581.45	3,468,387.94	-492.50	3,467,895.44
FEDERAL MASS TRANSIT TRUST	296,588.04	30,658,438.00	0.00	30,488,276.13	466,749.91	-466,745.84	4.07
SHARE THE ROAD	10,873.00	34,280.00	0.00	35,405.00	9,748.00	0.00	9,748.00
NATIONAL FLOOD INSURANCE PROG	128,609.83	588,830.71	0.00	585,169.00	132,271.54	0.00	132,271.54
LAND RECLAMATION	3,331,596.57	0.00	0.00	0.00	3,331,596.57	0.00	3,331,596.57
FEDERAL ENERGY	147,443.19	2,131,217.54	0.00	2,234,879.85	43,780.88	0.00	43,780.88
TENN VALLEY AUTH LOCAL TRUST	0.00	241,758.25	0.00	241,758.25	0.00	0.00	0.00
INDUSTRIAL HEMP REGULATORY FUND	1,559,935.39	150,565.00	0.00	135,951.02	1,574,549.37	0.00	1,574,549.37
CYCLE RIDER SAFETY TRAINING	12,155,660.34	3,811,290.39	-12,200.00	4,100,265.21	11,854,485.52	0.00	11,854,485.52
DOMESTIC VIOLENCE SHELTER&SERV	519,882.01	417,510.96	0.00	703,452.97	233,940.00	0.00	233,940.00
SNOWMOBILE TRAIL ESTABLISHMENT	675,526.43	110,963.75	0.00	204,580.05	581,910.13	0.00	581,910.13
FRATERNAL ORDER OF POLICE	5,004.00	15,257.00	0.00	15,892.00	4,369.00	0.00	4,369.00
MUNICIPAL AUTO RENTING TAX	1,973,664.84	9,294,674.63	0.00	8,841,690.10	2,426,649.37	0.00	2,426,649.37
COUNTY AUTOMOBILE RENTING TAX	55,026.84	221,387.52	0.00	210,805.94	65,608.42	0.00	65,608.42
LOW INC HOME ENERGY BLOCK GRNT	73,636.30	293,173,070.22	-2,040,853.03	290,912,515.60	293,337.89	0.00	293,337.89

FUND	Prev Year Cash Bal	FY23 Receipts	FY23 Transfers	FY23 Disbursements	Ending Cash Balance	Warrants Outstanding	Available Balance
COMMUNITY SERVICES BLOCK GRANT	9,308.79	94,206,727.79	-308,279.46	80,962,744.27	12,945,012.85	0.00	12,945,012.85
MATERNAL & CHILD HLTH SERV BLK	941,086.40	21,341,206.39	-5,328.62	20,883,729.00	1,393,235.17	-155,519.62	1,237,715.55
PREVENTIVE HEALTH&HLTH SERV BL	1,750,488.28	2,809,489.09	0.00	2,749,176.43	1,810,800.94	0.00	1,810,800.94
COM DEV/SMALL CITY BLK GRANT	16,250,929.75	21,379,387.31	-177,191.14	31,837,024.58	5,616,101.34	-577,725.48	5,038,375.86
COMMUNITY MH SERV BLOCK GRNT	620,755.74	50,469,660.24	0.00	48,845,362.91	2,245,053.07	-951.52	2,244,101.55
DRUG TRAFFIC PREVENTION	99,396.01	160,622.08	0.00	135,957.50	124,060.59	0.00	124,060.59
TRAFFIC & CRIM CONVICTION SUR	10,168,789.10	17,416,003.10	-132,502.85	11,477,649.20	15,974,640.15	-70,909.82	15,903,730.33
SHEFFIELD 2/1982 AGREED ORDER	2,707,081.08	80,907.14	0.00	36,390.18	2,751,598.04	-2,760.00	2,748,838.04
INTRA-AGENCY SERVICES	1,959,944.17	1,562.48	11,658,180.62	12,391,026.60	1,228,660.67	-193.18	1,228,467.49
DNR SPECIAL PROJECTS	41,777,757.60	731,306.58	0.00	191,048.36	42,318,015.82	0.00	42,318,015.82
WAGE THEFT ENFORCEMENT	399,478.48	74,611.31	0.00	4,810.45	469,279.34	0.00	469,279.34
STATE POLICE LAW ENFORCEMENT ADMINISTRATIO	10,463,944.28	8,160,871.98	-35,822.00	4,456,331.68	14,132,662.58	-5,992.50	14,126,670.08
DESIGN PROFESSIONALS ADMINISTRATION & INVES	2,338,313.02	1,453,863.82	-650,828.69	637,801.52	2,503,546.63	-25.00	2,503,521.63
HOMELESSNESS PREVENTION REVENUE FUND	2,076,494.67	1,405,678.95	0.00	639,003.02	2,843,170.60	0.00	2,843,170.60
SECRETARY OF STATE INTERNTL RE	21,194,114.77	128,350,509.79	-20,950,000.00	128,442,554.21	152,070.35	-2,070.35	150,000.00
FORECLOSURE PREVENTION PROGRAM	218,373.95	23,828.81	0.00	0.00	242,202.76	0.00	242,202.76
ABANDONED RESIDENTIAL PROPERTY MUNICIPALIT	1,765,811.11	77,427.67	3,502.71	53,679.00	1,793,062.49	0.00	1,793,062.49
DNR FEDERAL PROJECTS	483,190.29	8,974,374.37	0.00	8,882,340.14	575,224.52	-171,871.85	403,352.67
SOIL AND WATER CONSERVATION DISTRICT	419.25	17.72	0.00	0.00	436.97	0.00	436.97
PUBLIC HEALTH SPEC STATE PROJ	25,436,191.66	26,364,702.27	-53,199.03	23,223,354.65	28,524,340.25	-1,712.48	28,522,627.77
CANNABIS BUSINESS DEVELOPMENT FUND	39,274,573.86	1,285,907.11	-500.00	16,202,556.23	24,357,424.74	0.00	24,357,424.74
ST. JUDE CHILDREN'S RESEARCH	16.19	0.00	0.00	0.00	16.19	0.00	16.19
STATE CONSTRUCTION ACCOUNT	1,167,647,610.71	572,628,475.25	825,718,357.56	881,382,280.68	1,684,612,162.84	-622,375.95	1,683,989,786.89
IL STATE POLICE FEDERAL PROJ	192,135.39	14,410,014.82	-79,491.75	14,159,606.25	363,052.21	-14,803.57	348,248.64
IL FORESTRY DEVELOPMENT	3,088,328.36	4,724,519.40	-11,004.00	4,111,062.84	3,690,780.92	-409.07	3,690,371.85
STATE POLICE SERVICES	30,227,945.90	17,789,530.02	-193,551.00	24,015,216.82	23,808,708.10	-246,558.63	23,562,149.47
HEALTH INSURANCE RESERVE	25,381,854.46	3,003,177,137.33	0.00	2,978,152,408.32	50,406,583.47	-6,975,296.04	43,431,287.43
CANNABIS EXPUNGEMENT FUND	1,871,763.54	0.00	2,810,399.00	2,311,373.30	2,370,789.24	-1,331.99	2,369,457.25
IL WILDLIFE PRESERVATION	3,554,540.73	237,434.26	246,386.96	790,912.52	3,247,449.43	0.00	3,247,449.43
YOUTH DRUG ABUSE PREVENTION	511,408.79	289,413.50	0.00	233,499.00	567,323.29	0.00	567,323.29
JUVENILE JUSTICE TRUST	806,449.39	1,856,498.00	0.00	1,877,454.34	785,493.05	0.00	785,493.05
CANNABIS REGULATION FUND	23,880,856.40	262,867,638.50	-249,632,857.80	14,005,515.89	23,110,121.21	-65,751.91	23,044,369.30
FEDERAL WORKFORCE TRAINING	10,151,206.23	166,105,259.23	-7,686,589.72	159,579,696.69	8,990,179.05	-251,473.45	8,738,705.60
DUCKS UNLIMITED	16,000.00	22,600.00	0.00	20,000.00	18,600.00	0.00	18,600.00
LOCAL CANNABIS CONSUMER EXCISE TAX TRUST F	15,275,879.58	73,614,184.13	0.00	74,180,207.21	14,709,856.50	0.00	14,709,856.50
METABOLIC SCREENING & TREATMNT	20,813,739.09	17,573,376.09	-30,875.00	17,409,851.13	20,946,389.05	-54,280.65	20,892,108.40
DHS RECOVERIES TRUST	5,027,087.32	11,523,338.12	27,385.99	12,700,381.13	3,877,430.30	-74,088.87	3,803,341.43
INSURANCE PRODUCER ADMIN	140,625,263.74	57,400,726.27	-14,924,351.61	23,239,921.02	159,861,717.38	-12,152.94	159,849,564.44
LAW ENF OFF TRNG BD FED PROJ	202,226.05	0.00	0.00	202,225.24	0.81	0.00	0.81
LIEUTENANT GOVERNOR'S GRANT	0.00	0.00	0.00	0.00	0.00	0.00	0.00
COAL TECHNOLOGY DEV ASSIST	12,317,241.19	5,426,802.80	3,599,334.97	11,006,570.80	10,336,808.16	-997.39	10,335,810.77
GOVERNOR'S ADMINISTRATIVE FUND	337,579.10	0.00	501,103.49	450,075.53	388,607.06	-12,056.76	376,550.30
IL NATNL GUARD ARMORY CONSTR	18,910,160.70	22,273,616.01	0.00	631,646.00	40,552,130.71	0.00	40,552,130.71
STATE AVIATION PROGRAM FUND	19,999,188.38	27,319,394.12	38,811.91	12,435,723.92	34,921,670.49	0.00	34,921,670.49
VIOLENT CRIME VICTIMS ASSIST	117,873.00	5,030,010.01	-14,302.00	404,101.51	4,729,479.50	0.00	4,729,479.50
SENIOR CITIZEN REAL EST DEF TA	26,356,897.99	5,244,547.41	0.00	2,877,311.85	28,724,133.55	-12,597.42	28,711,536.13
J.J. WOLF MEMORIAL INVESTIGAT	84,287.88	0.00	0.00	500.00	83,787.88	0.00	83,787.88
STATE TREASURER CRT ORDER ESCR	608,291.61	18,356.66	0.00	0.00	626,648.27	0.00	626,648.27
CONVENTION CENTER SUPPORT	0.00	1,312,916.54	5,000,000.00	1,200,090.71	5,112,825.83	0.00	5,112,825.83
CHILD ABUSE PREVENTION	20,228.44	5,153.20	0.00	0.00	25,381.64	0.00	25,381.64
SOCIAL SERV BLOCK GRANT	500,000.00	58,526,082.00	-58,526,082.00	0.00	500,000.00	0.00	500,000.00
RAIL FREIGHT LOAN REPAYMENT	808,302.93	24,398.20	0.00	0.00	832,701.13	0.00	832,701.13
HEARING INSTRUMENT DISPEN EXAM	252,910.82	72,003.09	3,150.00	5,772.60	322,291.31	-400.00	321,891.31
LOCAL GOVERNMENT AVIATION TRUST FUND	1,074,395.99	12,546,051.76	0.00	11,036,181.99	2,584,265.76	0.00	2,584,265.76
SELF-INSURERS SECURITY FUND	18,623,277.67	2,200,747.69	-79,842.27	1,241,775.48	19,502,407.61	-16,448.35	19,485,959.26
MPEA GRANTS	0.00	3,938,749.62	0.00	3,600,272.14	338,477.48	0.00	338,477.48
LOW-LEVEL RADIOACTIVE WASTE FACILITY DEVELO	983,134.75	712,526.78	-900.00	399,367.43	1,295,394.10	0.00	1,295,394.10

FUND	Prev Year Cash Bal	FY23 Receipts	FY23 Transfers	FY23 Disbursements	Ending Cash Balance	Warrants Outstanding	Available Balance
LOW-LEVEL RADIOACTIVE WASTE FACILITY CLOSUR	2,120.78	74.09	0.00	0.00	2,194.87	0.00	2,194.87
ENVIRO PROTECT PERMIT & INSP	20,688,451.44	11,556,894.24	-5,963,556.00	14,161,118.27	12,120,671.41	-1,057.57	12,119,613.84
LANDFILL CLOSURE & POST-CLOSE	322,876.04	0.00	0.00	0.00	322,876.04	0.00	322,876.04
AVIATION FUEL SALES TAX REFUND FUND	0.00	0.00	0.00	0.00	0.00	0.00	0.00
GOVERNOR'S GRANT	38,119.71	150,564.65	1,019,896.51	1,128,830.64	79,750.23	0.00	79,750.23
SECRETARY OF STATE'S GRANT	241,943.29	1,450.00	0.00	50,766.53	192,626.76	-4,127.31	188,499.45
SOUND-REDUCING WINDOWS AND DOORS REPLACE	8,037,841.81	7,500,000.00	0.00	0.00	15,537,841.81	0.00	15,537,841.81
CIVIC AND TRANSIT INFRASTRUCTURE FUND	0.00	0.00	0.00	0.00	0.00	0.00	0.00
NARCOTICS PROFIT FORFEITURE	2,669,995.41	1,455,377.85	0.00	2,123,771.54	2,001,601.72	-458.75	2,001,142.97
TRANSPORTATION RENEWAL	103,380,752.44	1,329,383,365.50	-889,504,920.28	418,563,846.20	124,695,351.46	-67,427.29	124,627,924.17
STATE MIGRATORY WATERFOWL STAM	5,161,520.42	1,000,724.11	0.00	1,246,885.44	4,915,359.09	-3,013.67	4,912,345.42
IL STATE PODIATRIC DISCIPLINE	852,331.00	484,972.42	-63,596.82	100,380.00	1,173,326.60	0.00	1,173,326.60
INDUSTRIAL BIOTECHNOLOGY CAPITAL MAINTENANCE FUND	0.00	0.00	0.00	0.00	0.00	0.00	0.00
DUI PREVENTION AND EDUCATION FUND	1,486,314.00	0.00	115,437.45	0.00	1,601,751.45	0.00	1,601,751.45
CHILD SUPPORT ENFORCE TRUST	47,827,504.35	185,249,131.40	-41,000,000.00	162,165,991.10	29,910,644.65	-6,956,185.44	22,954,459.21
ATTORNEY GENERAL SEX OFFENDER AWARENESS, TRAINING, AND	182,841.12	136,373.20	-539.00	0.00	318,675.32	0.00	318,675.32
MULTI-MODAL TRANSPORTATION BOND	275,166,872.11	310,321,179.99	0.00	265,540,070.50	319,947,981.60	-144,339.44	319,803,642.16
BUILD ILLINOIS	0.00	874,738,985.16	-874,738,985.16	0.00	0.00	0.00	0.00
PARK & CONSERVATION	4,322,967.74	29,489,432.16	9,613,100.00	32,508,041.84	10,917,458.06	-179,022.74	10,738,435.32
VEHICLE INSPECTION	17,414,796.06	23,054,985.00	-5,543,892.76	18,277,791.97	16,648,096.33	-796.50	16,647,299.83
REGIONAL TRANSPORTATION AUTHORITY CAPITAL IMPROVEMENT	308,272,904.37	0.00	235,457,184.78	145,268,677.41	398,461,411.74	0.00	398,461,411.74
DOWNSTATE MASS TRANSPORTATION CAPITAL IMPROVEMENT	64,853,528.50	0.00	26,161,909.42	11,571.25	91,003,866.67	0.00	91,003,866.67
ILLINOIS WORKS FUND	9,555,685.02	138.89	15,000,000.00	7,428,150.99	17,127,672.92	-112,678.74	17,014,994.18
MUNICIPAL MOTOR FUEL TAX FUND	764,756.27	4,475,268.90	0.00	4,473,909.78	766,115.39	0.00	766,115.39
SPORTS WAGERING FUND	5,007,046.92	148,432,169.28	-142,620,188.70	9,912,959.09	906,068.41	0.00	906,068.41
LOCAL TOURISM	33,712,838.30	10,364,933.74	7,359,303.22	25,321,720.77	26,115,354.49	-49,150.24	26,066,204.25
BUILD ILLINOIS B R & I	57,500,390.72	529,415.45	589,249,380.72	594,070,563.92	53,208,622.97	-42,132,361.90	11,076,261.07
BUILD ILLINOIS BOND	561,252,605.79	1,466,625.06	424,007,016.86	328,156,964.62	658,569,283.09	-7,709,007.29	650,860,275.80
REBUILD ILLINOIS PROJECTS	336,601,976.20	75,251,340.62	-15,000,000.00	39,564,141.39	357,289,175.43	-1,235,486.12	356,053,689.31
ILLINOIS CAPITAL REVOLVING LOAN FUND	2,113,148.74	64,160.59	0.00	0.00	2,177,309.33	0.00	2,177,309.33
IL EQUITY	2,158,724.28	114,045.98	0.00	0.00	2,272,770.26	0.00	2,272,770.26
LARGE BUSINESS ATTRACTION	367,246.10	512,022.33	200,000,000.00	0.00	200,879,268.43	0.00	200,879,268.43
STATE FAIRGROUNDS CAPITAL IMPROVEMENTS AND HARNESS RA	83,663.57	69,112.97	0.00	82,831.80	69,944.74	0.00	69,944.74
ILLINOIS PROPERTY TAX RELIEF FUND	0.00	0.00	0.00	0.00	0.00	0.00	0.00
DEFERRED LOTTERY PRIZE WINNERS	3,547,753.65	27,368,911.23	0.00	26,308,929.77	4,607,735.11	-418,484.60	4,189,250.51
SCOTT'S LAW FUND	225,947.18	66,456.44	0.00	0.00	292,403.62	0.00	292,403.62
MANITENO VETERANS HOME	5,383,354.60	15,266,775.53	-93,493.00	3,241,578.26	17,315,058.87	-49.60	17,315,009.27
COAL COMBUSTION RESIDUAL SURFACE IMPOUNDMENT FINANCI	0.00	0.00	0.00	0.00	0.00	0.00	0.00
ADELINE JAY GEO-KARIS ILLINOIS BEACH MARINA F	1,014,130.01	476,768.14	-129,931.97	99,337.04	1,261,629.14	0.00	1,261,629.14
BHE FEDERAL GRANTS	3,812,679.14	21,589,158.22	0.00	20,695,231.33	4,706,606.03	-2,174,866.77	2,531,739.26
INTERNATIONAL & PROMOTIONAL	58,044.46	33,750.00	0.00	12,156.24	79,638.22	0.00	79,638.22
THERESA TRACY TROT-ILLINOIS CANCERCARE FOUNDATION FUND	0.00	0.00	0.00	0.00	0.00	0.00	0.00
SCHOOL STEAM GRANT PROGRAM FUND	30,270.00	170,210.00	0.00	144,361.00	56,119.00	0.00	56,119.00
ATTORNEY GENERAL FEDERAL GRANT	144,604.94	1,137,755.16	0.00	1,168,685.35	113,674.75	-26,859.84	86,814.91
ABORTION CARE CLINICAL TRAINING PROGRAM FUND	0.00	0.00	0.00	0.00	0.00	0.00	0.00
ATTORNEY GENERAL COURT ORDERED SETTLEMENT DISTRIBUTION F	2,567,824.04	9,569.75	0.00	0.00	2,577,393.79	0.00	2,577,393.79
ABANDONED MINED LANDS RECLAM	1,976,486.31	17,504,028.43	-9,880.00	17,713,251.42	1,757,383.32	-842.45	1,756,540.87
LOAN LOSS RESERVE FUND	9,792,352.07	0.00	0.00	68,439.88	9,723,912.19	0.00	9,723,912.19
PUBLIC INFRASTRUCTURE CONST LN	913,854.94	27,579.23	0.00	0.00	941,434.17	0.00	941,434.17
IL AGRICULTURAL LOAN GUARANTEE	10,762,288.05	324,786.37	0.00	0.00	11,087,074.42	0.00	11,087,074.42
EDUC LABOR REL BD FAIR SHARE	22,263.13	669.66	0.00	0.00	22,932.79	0.00	22,932.79
INSURANCE FINANCIAL REGULATION	53,092,624.93	23,266,846.83	-137,162.00	18,580,465.09	57,641,844.67	-18,174.95	57,623,669.72

CONTACT US

Springfield - State Capitol

219 State House | Springfield, IL 62706
Phone: (866) 458-7327 | Fax: (217) 785-2777

Downtown Chicago Office

555 West Monroe Street, 14th Floor | Chicago, IL 60661
Phone: (866) 458-7327 | Fax: (312) 814-5930

Springfield - Marine Bank Building

1 East Old State Capitol Plaza | Springfield, IL 62701
Phone: (866) 458-7327 | Fax: (217) 524-3822

Office TTY Line: (866) 877-6013

CONNECT WITH US



@ILTreasurer



@TreasurerMichaelFrerichs

Subscribe and Read the Treasurer's Office's eNewsletter:
<http://bit.ly/IllinoisTreasurer>

