

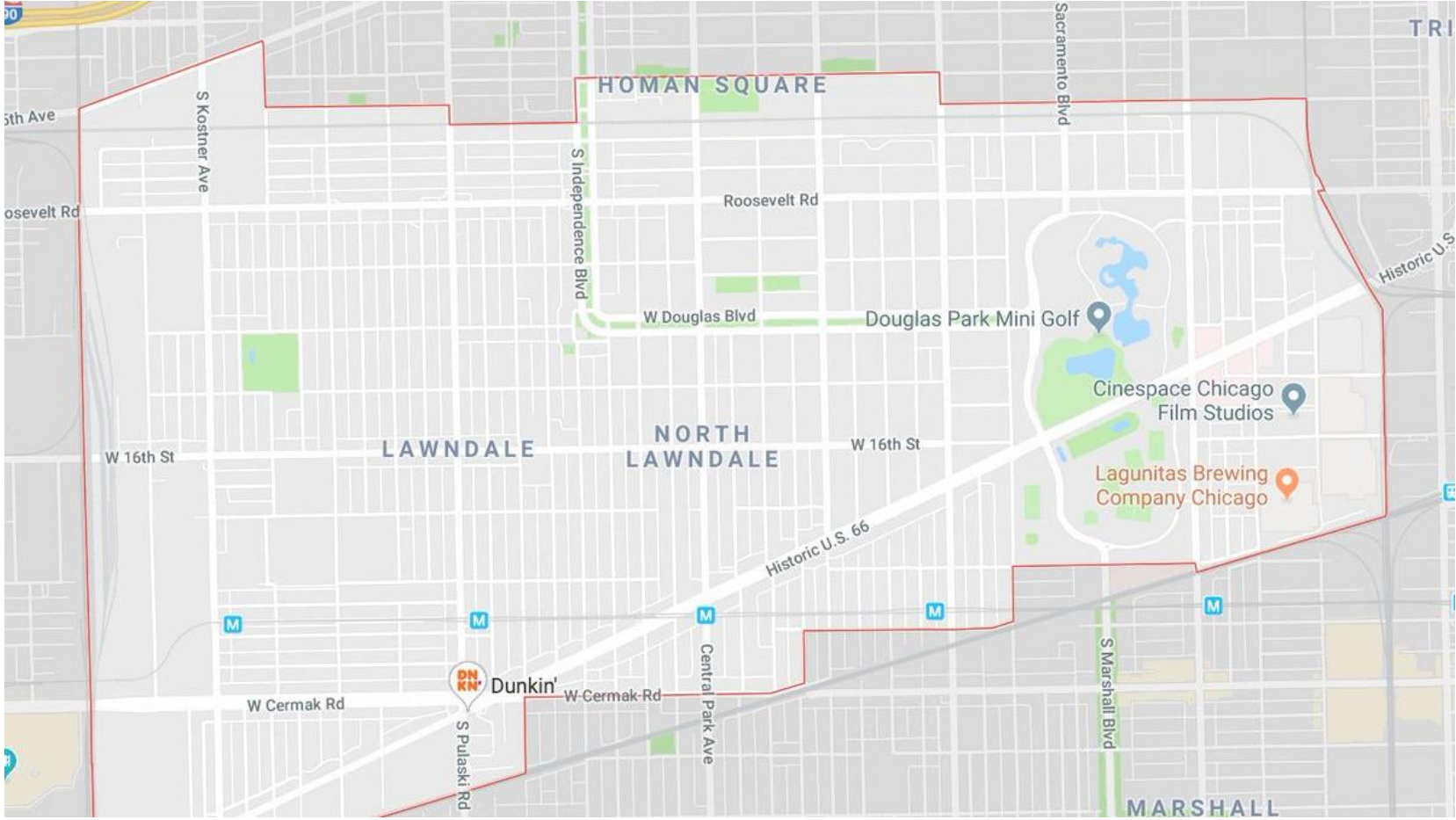
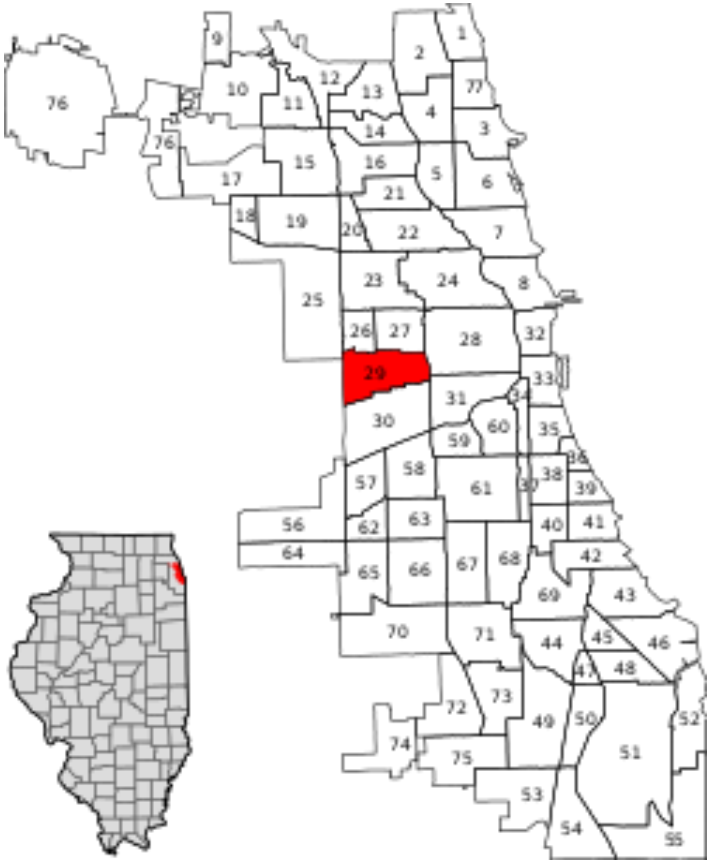
Presentation to the Illinois Senate Redistricting Committee

Prepared by Valerie F. Leonard

Founder, Nonprofit Utopia, LLC

March 30, 2021

North Lawndale Community



Senate Bill 1177 Legislative District 5



Legislative District 5 consists of Representative Districts 9 and 10.

Illinois Senate District 5 Demographics

	2010	2018	Change	Percent Change
Total Population	206,793	221,544	14,751.00	7.13%
White	29.90%	31.23%	1.33	4.45%
Black	53.00%	46.90%	-6.10	-11.51%
Native American	0.10%	0.10%	-	0.00%
Asian	5.10%	6.40%	1.30	25.49%
Latino/Hispanic	10.40%	13.20%	2.80	26.92%
Other	1.50%	2.17%	0.67	44.67%
Housing Units	99,884	103,449	3,565	3.57%

Source: Census.gov

Illinois Legislative District 9 Demographics

	2010	2018	Change	Percent Change
Total Population	109,406	112,662	3,256.00	2.98%
White	29.10%	30.30%	1.20	4.12%
Black	52.70%	47.60%	-5.10	-9.68%
Native American	0.10%	0.10%	-	0.00%
Asian	7.80%	10.50%	2.70	34.62%
Latino/Hispanic	8.70%	9.80%	1.10	12.64%
Other	1.60%	1.70%	0.10	6.25%
Housing Units	57,714	54,037	-3677	-6.37%


Source: Census.gov

Illinois Legislative District 10 Demographics

	2010	2018	Change	Percent Change
Total Population	97,387	108,882	11,495.00	11.80%
White	30.80%	32.20%	1.40	4.55%
Black	53.50%	46.70%	-6.80	-12.71%
Native American	0.10%	0.10%	-	0.00%
Asian	2.10%	2.20%	0.10	4.76%
Latino/Hispanic	12.40%	16.80%	4.40	35.48%
Other	1.10%	2.00%	0.90	81.82%
Housing Units	45,170	49,412	4,242	9.39%

Source: Census.gov

What Do the Data Suggest?



Three districts that were majority Black are now a plurality Black.

The Latino population in these districts have outpaced the growth of the districts overall

While the Asian population growth has also grown at a faster rate than the districts, Asians still do not have sufficient population to have a majority or plurality in any district

The White population is increasing, and allows Whites to have significant influence

What Are the Implications?

If the boundaries remain the same, the districts will be drawn with a plurality of Blacks

There may or may not be enough Blacks to create one majority Black legislative district, where there were 3 before (2 legislative and one senate) We need to see what the 2020 Census Apportionment data tell us.



The Ask

- To the extent possible, keep the North Lawndale community together.
 - Don't create any maps with legislative boundaries going through the community. Where possible, boundaries should go around the community
- End Prison Gerrymandering effective immediately
 - North Lawndale has 2 of the 6 zip codes prisoners are likely to return when they are released. Yet, they will be counted Downstate, rather than in North Lawndale
 - Even though legislation was passed to end prison gerrymandering, it won't take effect until 2025, which effectively means 2031. We need our money now to take care of prisoners and address other issues like school funding, health care, etc.
- Draw as many majority-Black legislative districts as the data will allow.



Questions?

Questions regarding this presentation
may be addressed to

Valerie F. Leonard

Founder, Nonprofit Utopia

valeriefleonard@nonprofitutopia.com

773-571-3886

